



martina liluce

**PRICE-LIST
FEBRUARY 2022**

**LAMPS
SPECIAL EDITIONS
HIGHLIGHTS
ARCHITECTURAL
OUTDOOR
FURNISHING**

EXPORT

Alle Preise zzgl. ges. MwSt.

PRICE-LIST

FEBRUARY 2022

LAMPS	11-30
SPECIAL EDITIONS	31-36
HIGHLIGHTS	37-40
ARCHITECTURAL	41-66
OUTDOOR	67-74
FURNISHING	75-77



index

LAMPS 11-30

TABLE LAMPS

Serpente	12
Pipistrello	12-13
Cobra	13
Elmetto	13
L'Amica	13
Mico	14
Eva	14
TX1	14
Civetta	14
Elica	14
Colibri	15
Segnalibro	15
Pulce	15
Fluida	15
Hoop	15
Cyborg	16
Delux	16
Colletto	16

WALL/CEILING LAMPS

Gomito	17
Tube	17
Le Rondini	17
Lucciola	17
Colibri	17
Led+O	18
Modena	18
Lunanera	18
Mosca	18
Set	18
Bolla	19
Semisfera	19
Pouff	19
Pin	19
CoronaM	19
Maggiolone	19
Koko	20
Koko	20
Delux	20
Globo	20
Toggle	20
Elastica	21

SUSPENSION LAMPS

Poliedro	22
Blow	22
Cono	22
Cupolone	22
Nuvole Vagabonde	22
Bubbles	23
Babele	23
Modena	23
Plissé	23
Maggiolone	24

Coassiale	24
Sujù	24
Ciulifruli	25
Colibri	26
Lady Galala	26
Kokouno	26
STANDING LAMPS	
Serpente	27
Biconica	27
Biconica Pol	27
Pistillone	27
Pistillo/P	28
Eva	28
Eva XG	28
Clochard	28
Colibri	29
Pin	29
Elastica	30
Y3	30
L'Amica	30

SPECIAL editions 31-36

Pipistrello Oro	32
Cyborg texture	32
Civetta Valentina	32
Pioppo luminoso	32
Cobra Scorpius	33
Cobra Texture	33-36

HIGHLIGHTS 37-40

Ruspa	38
Ruspa/4	38
Profiterolle	38
Marx	38
V.D.L.	38
Cellule	39
Elos	39

ARCHITECTURAL 41-66

Circular Pol	42
Circular Pol XXL	42
Mamba	43
Lunaop	44-45-46
Luna	46
Pistillo	46
Loop	47-48
Duemilatre	48
Condor	48
Lent	49
Hush	49-51
Shanghai	52-53
Sound	54
Calabrone	54
Calabronet	55

Koko	55-56
Colibri	57-58
Olympic	58
Corona	58
Nuvole Vagabonde	58
Sistema U	59
Riccio	60
Bombo	61
Cip	61
Grillo	61
S20	62
R11	62
R19	62
Binari elettrificati	63-64
Eye	65
Brick	66
Eye inc	66

OUTDOOR 67-74

Lady Galala	68
Amanita	68
Frog	68
Ciulifruli	69
Kiki	69
Trilly	69
Bruco	70
Plan	71
Koala	71
Cyborg	71
Pont	71
Boleto	71
Bowl	72
Glouglou Pol	72
Pistillo	72
Biconica Pol	73
Corona	73
Out	73
Polo	74
2250	74

FURNISHING 75-77

Metafora	76
Box	77
Carrello Minipipistrello	77

alphabetical index

2250	74	Elastica (wall)	21	Pin (standing)	29
Amanita	68	Elastica (standing)	30	Pioppo luminoso	32
Babele	23	Elica	14	Pipistrello	12-13
Biconica	27	Elmetto	13	Pipistrello Oro	32
Biconica Pol (indoor)	27	Elos	39	Pistillo	46
Biconica Pol (outdoor)	73	Eva (table)	14	Pistillo	72
Binari elettrificati	63-64	Eva (standing)	28	Pistillo/P	28
Blow	22	Eva XG	28	Pistillone	27
Boleto	71	Eye	65	Plan	71
Bolla	19	Eye incasso	66	Plissé	23
Bombo	61	Fluida	15	Poliedro	22
Bowl	72	Frog	68	Polo	74
Box	77	Globo	20	Pont	71
Brick	66	Glouglou Pol	72	Pouff	19
Bruco	70	Gomito	17	Profiterolle	38
Bubbles	23	Grillo	61	Pulce	15
Calabrone	54	Hoop	15	R11	62
Calabronet	55	Hush	49-51	R19	62
Carrello Minipipistrello	77	Kiki	69	Riccio	60
Cellule	39	Koala	71	Ruspa	38
Cip	61	Koko	20	Ruspa/4	38
Circular Pol	42	Koko	20	S20	62
Circular Pol XXL	42	Koko	55-56	Segnalibro	15
Ciulifruli (indoor)	25	Kokouno	26	Semisfera	19
Ciulifruli (outdoor)	69	Lady Galala (indoor)	26	Serpente (table)	12
Civetta	14	Lady Galala (outdoor)	68	Serpente (standing)	27
Civetta Valentina	32	L'Amica (table)	13	Set	18
Clochard	28	L'Amica (standing)	30	Shanghai	52-53
Coassiale	24	Le Rondini	17	Sistema U	59
Cobra	13	Led+O	18	Sound	54
Cobra Scorpius	33	Lent	49	Sujù	24
Cobra Texture	33-36	Loop	47-48	Toggle	20
Colibri (table)	15	Lucciola	17	Trilly	69
Colibri (wall)	17	Luna	46	Tube	17
Colibri (suspension)	26	Lunanera	18	TX1	14
Colibri (standing)	29	Lunaop	44-45-46	V.D.L.	38
Colibri (system)	57-58	Maggiolone (ceiling)	19	Y3	30
Colletto	16	Maggiolone (susp.)	24		
Condor	48	Mamba	43		
Cono	22	Marx	38		
Corona Metacrilato	19	Metafora	76		
Corona Metallo	58	Mico	14		
Corona Metallo	73	Modena (wall)	18		
Cupolone	22	Modena (suspension)	23		
Cyborg	16	Mosca	18		
Cyborg outdoor	71	Nuvole Vagabonde	22		
Cyborg texture	32	Nuvole Vagabonde	58		
Delux (table)	16	Olympic	58		
Delux (ceiling)	20	Out	73		
Duemilatre	48	Pin (wall)	19		

code index

lamps - furnishing - architectural - outdoor

500X	60-64	620/J/DIM/RO	13	798/BI	14	1290/DIM/L/1/BI	58	1440/CO	70
5049	25-69	620/J/DIM/T/CL/BI	13	798/J/BI	14	1341/L/1/AU	18	1441/20/BI	59
5056	25-69	620/J/DIM/T/CL/MA	13	798/J/NE	14	1341/L/1/BI	18	1441/20/DIM/BI	59
505X	61	620/J/DIM/T/CL/VE	13	798/J/NE/NE	14	1341/L/1/CU	18	1441/20/DIM/NE	59
510X	68	620/J/DIM/TI	13	798/LE/BG	14	1341/L/1/NE	18	1441/20/NE	59
511X	68	620/J/DIM/VE	13	798/LE/BI	14	1342/L/1/AU	18	1441/38/BI	59
518J	28	620/MA	12	798/LE/NE	14	1342/L/1/BI	18	1441/38/DIM/BI	59
519.1J	63	620/MED/DIM/BI	12	798/NE	14	1342/L/1/CU	18	1441/38/DIM/NE	59
519J	63	620/MED/DIM/MA	12	798/NE/NE	14	1342/L/1/NE	18	1441/38/NE	59
520.1J	63	620/MED/DIM/OT	12	799/DIM/L/1/GR	14	1343/L/1/AU	18	1443/P/GR	71
520J	63	620/MED/DIM/TI	12	799/L/1/BD/BI	14	1343/L/1/BI	18	1444/GR	71
521.1J	63	620/MED/DIM/VE	12	799/L/BD/BI	14	1343/L/1/CU	18	1445/GI	18
521J	63	620/NE	12	799/MED/DIM/L/1/GR	14	1343/L/1/NE	18	1445/J/GI	18
522.1J	63	620/OT	12	804/BI/AR	14	1347/Q/L/1/DIM	39	1445/J/NE	18
522J	63	620/RO	12	804/BI/BI	14	1396/S/L/1/O2/BI	66	1445/NE	18
523.1J	60	620/TI	12	804/TEXTURE/VA/BI/BI	32	1396/S/L/1/Q1/BI	66	1447/14/BI	60
523.1J	63	620/VE	12	807/J/BI	14	1396/S/L/1/R/BI	66	1447/14/DIM/BI	60
523J	60	629	13	807/J/GI	14	1406/NE	57	1447/14/DIM/NE	60
523J	63	629/NE	13	807/J/NE	14	1407/C/XL/16D/AN	62	1447/14/NE	60
524.1J	60	629/RO	13	811/T/H/NE	15	1407/C/XL/16D/BI	62	1447/32/BI	60
524.1J	63	629/SC	33	812	72	1407/C/XL/26D/AN	62	1447/32/DIM/BI	60
524J	60	629/TEXTURE/A17	33	817/BI	15	1407/C/XL/26D/BI	62	1447/32/DIM/NE	60
524J	63	629/TEXTURE/AF	33	820/BI	15	1407/C/XL/36D/AN	62	1447/32/NE	60
525.1J	63	629/TEXTURE/AG	34	820/BL	15	1407/C/XL/36D/BI	62	1448/14/BI	61
525J	63	629/TEXTURE/AME	33	820/GI	15	1407/P/XL/16D/AN	62	1448/14/DIM/BI	61
526J	63	629/TEXTURE/AMI	34	820/OT	15	1407/P/XL/16D/BI	62	1448/14/DIM/NE	61
544.1J	63	629/TEXTURE/AS	33	821/BI	72	1407/P/XL/26D/AN	62	1448/14/NE	61
544J	63	629/TEXTURE/BS	34	822/BI	72	1407/P/XL/26D/BI	62	1448/35/BI	61
545.1J	60	629/TEXTURE/DM	34	823/BI	15	1407/P/XL/36D/AN	62	1448/35/DIM/BI	61
545.1J	64	629/TEXTURE/EM	34	824/BI	15	1407/P/XL/36D/BI	62	1448/35/DIM/NE	61
545J	60	629/TEXTURE/EV	36	824/NE	15	1407/XL/16D/AN	62	1448/35/NE	61
545J	64	629/TEXTURE/GB	34	825/AL	16	1407/XL/16D/BI	62	1449/14/BI	61
565.1J	64	629/TEXTURE/KR	35	825/AZ	16	1407/XL/26D/AN	62	1449/14/DIM/BI	61
565J	64	629/TEXTURE/LB	36	825/BI	16	1407/XL/26D/BI	62	1449/14/DIM/NE	61
566.1	64	629/TEXTURE/LR	35	825/FC	16	1407/XL/36D/AN	62	1449/14/NE	61
566J	64	629/TEXTURE/MB	35	825/GR	16	1407/XL/36D/BI	62	1449/32/BI	61
567.1	64	629/TEXTURE/MF	35	825/TEXTURE/KR	32	1410/B/AU	57	1449/32/DIM/BI	61
567J	64	629/TEXTURE/MG	35	825/VE	16	1410/B/NE	57	1449/32/DIM/NE	61
590X	28	629/TEXTURE/MM	35	828/CH	16	1421/NE	58	1449/32/NE	61
591J/NE	63	629/TEXTURE/MS	34	828/CP	16	1427	39	1450/2/24/NE	61
592J/NE	63	629/TEXTURE/PN	36	828/J/CH	16	1427/G	39	1450/24/NE	61
593J/NE	63	629/TEXTURE/PO	36	828/J/CP	16	1431/230/BI	17	1452/20/BI	59
597.1	64	629/TEXTURE/SLB	35	828/J/MAR/CA	16	1431/230/GI	17	1452/20/NE	59
597J	64	629/TEXTURE/SN	36	828/J/MAR/MR	16	1432/NE	17	1452/38/BI	59
599	12	629/TEXTURE/SO	36	828/J/NE	16	1433/J/NE	54	1452/38/NE	59
599/AU	12	633/4/BI	38	828/MAR/CA	16	1433/NE	54	1452/J/20/BI	59
620/BI	12	633/BI	38	828/MAR/MR	16	1434/2700/AU	18	1452/J/20/NE	59
620/DIM/BD/L/1/BI	12	640	38	828/NE	16	1434/2700/BI	18	1452/J/38/BI	59
620/DIM/BD/L/1/MA	12	685/AR	13	830/MAR/AR	16	1434/DIM/2700/AU	18	1452/J/38/NE	59
620/DIM/BD/L/1/OT	12	685/AU	13	1196/BI	17	1434/DIM/2700/BI	18	1453/AR	68
620/DIM/BD/L/1/TI	12	685/BI	13	1221/BI	17	1434/DIM/T/AU	18	1453/BL	68
620/DIM/L/1/BI	12	685/BL	13	1221/V/BI	17	1434/DIM/T/BI	18	1453/GI	68
620/DIM/L/1/MA	12	685/GI	13	1245/L/1/AN	73	1436/L/1/BI	18	1454/AU	20-56
620/DIM/L/1/ORO	32	685/NE	13	1245/L/1/BI	73	1436/L/1/CO	18	1454/BI	20-56
620/J/CS	12	685/RO	13	1245/L/1/CO	73	1436/L/1/NE	18	1454/CO	20-56
620/J/DIM/AU	13	685/VE	13	1249/3/L/1	17	1437/BI	18	1454/J/AU	20-56
620/J/DIM/BI	13	736/L/GR	13	1261/BI	17	1438/NE	61	1454/J/BI	20-56
620/J/DIM/CU	13	736/L/NE	13	1261/V/BI	17	1440/2/AN	70	1454/J/CO	20-56
620/J/DIM/MA	13	736/L/VE	13	1285	38	1440/2/CO	70	1454/J/LU	20-56
620/J/DIM/OT	13	793/NE/BI	14	1290/DIM/L/1/AN	58	1440/AN	70	1454/J/NE	20-56

1454/LU	20-56	2064/P/XS	72	2203/42/L/1/AN	73	2309/GI	68	2899/G/AU	20-56
1454/NE	20-56	2070/NE	57	2203/42/L/1/BI	73	2311/GR	68	2899/G/BI	20-56
1455/AN	20-56	2073	69	2203/42/L/1/CO	73	2312/GI	29	2899/G/CO	20-56
1455/GR	20-56	2073/J	69	2203/90/L/1/AN	73	2312/NE	29	2899/G/LU	20-56
1722/TR	22	2080/1/BZ	57	2203/90/L/1/BI	73	2760/35/1	19	2899/G/NE	20-56
1858	22	2080/1/NE	57	2203/90/L/1/CO	73	2760/50/1	19	2899/LU	20-56
1861/BI	22	2080/2/BZ	57	2213/110/AN	74	2760/60/1	19	2899/NE	20-56
1861/BL	22	2080/2/NE	57	2213/110/BI	74	2764/22/BI	20	2900/J/BI	20
1861/J/BI	22	2080/3/BZ	57	2213/110/CO	74	2764/32/BI	20	2900/J/CO	20
1861/J/BL	22	2080/3/NE	57	2213/200/AN	74	2771/42/1	19	2900/J/NE	20
1861/J/NE	22	2085/DIM/L/1/AN	48	2213/200/BI	74	2771/52/1	19	2900/J/OT	20
1861/J/RO	22	2085/J/DIM/L/1/AN	48	2213/200/CO	74	2808/AN	74	5142.1	60-64
1861/J/VE	22	2087/NE	57	2213/63/AN	74	2808/BI	74	5142.2	60-64
1861/NE	22	2090/DIM/NE	54	2213/63/BI	74	2808/CO	74	5142.3	60-64
1861/RO	22	2090/G/DIM/NE	54	2213/63/CO	74	2813/L/1/AN	73	5278	25-69
1861/VE	22	2093/50/AU	26-56	2217/L/1/AU	27	2813/L/1/BI	73	21001/DIM/DK/GI	49
1884/AN	74	2093/50/BI	26-56	2217/L/1/BI	27	2813/L/1/CO	73	21001/DIM/DK/GR	49
1884/BI	74	2093/50/CO	26-56	2217/L/1/NE	27	2834/M/G/L/1	19	21001/DIM/DK/VE	49
1884/CO	74	2093/50/LU	26-56	2217/POL/P/BD/BT/L/1	27-73	2834/M/J/L/1	19	21001/DIM/GI	49
1884/S/AN	74	2093/50/NE	26-56	2217/POL/P/BD/L/1	27-73	2834/M/L/1	19	21001/DIM/GR	49
1884/S/BI	74	2093/AU	26-56	2217/POL/P/BT/L	27-73	2834/M/MED/L/1	19	21001/DIM/VE	49
1884/S/CO	74	2093/BI	26-56	2234/L/1	38	2834/P/L/1/BI	58-73	21002/AN	23
1889	22	2093/CO	26-56	2250/L/1	74	2862/DIM/L/1/BI	46	21003/160/DIM/AU	47
1889/AU	22	2093/J/50/AU	26-56	2260/P/L/1/BI	28	2862/J/DIM/L/1/BI	46	21003/160/DIM/BI	47
1979.1	40-76	2093/J/50/BI	26-56	2260/P/L/1/BI/TEX/LO	32	2862/J/DIM/L/1/BI/AR	46	21003/160/DIM/CU	47
1979.2	40-76	2093/J/50/CO	26-56	2270/BI	28	2862/J/DIM/L/1/BI/BI	46	21003/160/DIM/NE	47
1979.3	40-76	2093/J/50/LU	26-56	2270/LE/BG	28	2862/M/DIM/L/1/BI/AR	46	21003/200/DIM/AU	47
1979.4	40-76	2093/J/50/NE	26-56	2270/LE/BI	28	2862/M/DIM/L/1/BI/BI	46	21003/200/DIM/BI	47
2003/50/DIM/L/1/AN	48	2093/J/AU	26-56	2270/LE/NE	28	2868/J/L/1/BI	19	21003/200/DIM/CU	47
2004/SL/125/DIM/L/1/AU	46	2093/J/BI	26-56	2270/NE	28	2868/L/1/BI	19	21003/200/DIM/NE	47
2004/SL/125/DIM/L/1/BI	46	2093/J/CO	26-56	2270/NE/NE	28	2876/1/L/1/14/BI	65	21003/300/DIM/AU	47
2004/SL/125/DIM/L/1/CU	46	2093/J/LU	26-56	2270/XG/NE/NE	28	2876/1/L/1/14/NE	65	21003/300/DIM/BI	47
2004/SL/65/DIM/L/1/AU	46	2093/J/NE	26-56	2275/2/L/1/O2/BI	66	2876/1/L/1/35/BI	65	21003/300/DIM/CU	47
2004/SL/65/DIM/L/1/BI	46	2093/LU	26-56	2275/2/L/1/Q1/BI	66	2876/1/L/1/35/NE	65	21003/300/DIM/NE	47
2004/SL/65/DIM/L/1/CU	46	2093/NE	26-56	2275/2/L/1/R/BI	66	2878/DIM/L/1/BI	42	21003/400/DIM/AU	47
2004/SL/95/DIM/L/1/AU	46	2096/DIM/2700/BI	24	2278/NE	29	2880/30	19	21003/400/DIM/BI	47
2004/SL/95/DIM/L/1/BI	46	2096/DIM/2700/GI	24	2287/DIM/L/1/BI	29	2882/L/1/MS/BI	66	21003/400/DIM/CU	47
2004/SL/95/DIM/L/1/CU	46	2096/DIM/2700/NE	24	2289/BI	28	2882/L/1/O2/BI	66	21003/400/DIM/NE	47
2011/110/2/L/1/BI	58	2096/DIM/2700/VE	24	2289/NE	28	2882/L/1/R/BI	66	21003/500/DIM/AU	47
2011/80/L/1/BI	58	2096/DIM/BI	24	2290/AU	29	2885/S/NE	24	21003/500/DIM/BI	47
2011/J	58	2096/DIM/GI	24	2290/NE	29	2886/DIM/BI	46	21003/500/DIM/CU	47
2011J	22	2096/DIM/NE	24	2293/3/NE	54	2886/G/DIM/BI	46	21003/500/DIM/NE	47
2033/45/C/AR	23	2096/DIM/VE	24	2294/L/1/DIM	72	2886/J/DIM/BI	46	21004/10/NE	69
2033/45/C/BI	23	2096/G/DIM/2700/BI	24	2294/L/DIM	72	2887/BI	62	21004/3/NE	69
2033/45/C/BL	23	2096/G/DIM/2700/GI	24	2301/AZ	30	2887/NE	62	21004/5/NE	69
2033/45/C/GI	23	2096/G/DIM/2700/NE	24	2301/GI	30	2891/DIM/2700/BI	19	21004/BI	24
2033/55/C/BI	23	2096/G/DIM/2700/VE	24	2301/GR	30	2891/DIM/2700/GI	19	21004/DIM/CL/NE	69
2040/65/SD	23	2096/G/DIM/BI	24	2301/NE	30	2891/DIM/2700/NE	19	21006/170/DIM/AU	47
2040/J	23	2096/G/DIM/GI	24	2301/RO	30	2891/DIM/2700/VE	19	21006/170/DIM/BI	47
2040/SD	23	2096/G/DIM/NE	24	2302/NE	30	2891/DIM/BI	19	21006/170/DIM/CU	47
2053/4/L/1	53	2096/G/DIM/VE	24	2303/NE	30	2891/DIM/GI	19	21006/170/DIM/NE	47
2057/DIM/L/1/BI	42	2097/NE	54	2303/VE	30	2891/DIM/NE	19	21006/250/DIM/AU	47
2057/J/DIM/L/1/BI	42	2098/DIM/L/1/GR	54	2304/NE/MAR/MR	27	2891/DIM/VE	19	21006/250/DIM/BI	47
2057/XS/DIM/L/1/BI	42	2099/L/1/BI	23	2306/GI	71	2898/BI	62	21006/250/DIM/CU	47
2057/XXL/DIM/L/1/BI	42	2099/L/1/CO	23	2306/GR	71	2898/J/BI	62	21006/250/DIM/NE	47
2057/XXL/Q/DIM/L/1/BI	42	2099/L/1/NE	23	2308/230/CO	71	2898/J/NE	62	21010/DIM/AU	47
2063/DIM/L/1	46	2131	27	2308/70/230/CO	71	2898/NE	62	21010/DIM/BI	47
2063/L	46	2131/AU	27	2308/J/230/CO	71	2899/AU	20-56	21010/DIM/CU	47
2063/L/1	46	2203/180/L/1/AN	73	2309/AR	68	2899/BI	20-56	21010/DIM/NE	47
2064/P/L/1	72	2203/180/L/1/BI	73	2309/BL	68	2899/CO	20-56	21012/20/BI	59

code index

lamps - furnishing - architectural - outdoor

21012/20/DIM/BI	59	30865/BI	25	40008/CU	45	40053/BI	43	40102/NE	58
21012/20/DIM/NE	59	30867/BI	25	40008/NE	45	40054/NE	69	40103/BI	60
21012/20/NE	59	30869/NE	54	40010/AU	45	40059/AN	70	40103/NE	60
21012/38/BI	59	30901/BI	25	40010/BI	45	40059/CO	70	40105/GR	71
21012/38/DIM/BI	59	30902	52	40010/CU	45	40060/AN	70	40106	71
21012/38/DIM/NE	59	30903/BI	25-69	40010/NE	45	40060/CO	70	40107	71
21012/38/NE	59	40001/2700/AU	44	40011/AU	45	40061/AN	70	40108	71
21013/20/BI	59	40001/2700/BI	44	40011/BI	45	40061/CO	70	40109	71
21013/20/NE	59	40001/2700/CU	44	40011/CU	45	40062/AN	70	40110	71
21013/38/BI	59	40001/2700/NE	44	40011/NE	45	40062/CO	70	40111	71
21013/38/NE	59	40001/3000/AU	44	40013/AU	45	40063/AN	70	40112.1/BI	49
21014/20/BI	59	40001/3000/BI	44	40013/BI	45	40063/CO	70	40112.1/VE	49
21014/20/NE	59	40001/3000/CU	44	40013/CU	45	40064/AN	70	40112/BI	49
21014/38/BI	59	40001/3000/NE	44	40013/NE	45	40064/CO	70	40112/BI	50
21014/38/NE	59	40001/4000/AU	44	40014/AU	45	40065	69	40112/BI	51
21015/GR	26	40001/4000/BI	44	40014/BI	45	40072	57	40112/VE	49
21015/NE	26	40001/4000/CU	44	40014/CU	45	40074.1/GR	50	40112/VE	50
30080	76	40001/4000/NE	44	40014/NE	45	40074.2/GR	50	40112/VE	51
30640	52	40002/2700/AU	44	40015/AU	45	40074.3/GR	51	40114/BZ	57
30640.1	52	40002/2700/BI	44	40015/BI	45	40074/GR	49	40114/NE	55
30640.1/T	52	40002/2700/CU	44	40015/CU	45	40075	49-50-51	40114/NE	57
30640/T	52	40002/2700/NE	44	40015/NE	45	40076	49-50	40115/NE	58
30642	52	40002/3000/AU	44	40017	44	40077	49	40116/NE	58
30642/T	52	40002/3000/BI	44	40020/2700/BI	43	40077.1	50	40117/NE	58
30647	52	40002/3000/CU	44	40020/4000/BI	43	40078	49	40118/NE	58
30650	52	40002/3000/NE	44	40020/BI	43	40078.1	50	40119	49
30721/BI	52	40002/4000/AU	44	40021/2700/BI	43	40079	49	40119	50
30728	52	40002/4000/BI	44	40021/4000/BI	43	40079.1	50	40120	49
30728.1	52	40002/4000/CU	44	40021/BI	43	40080	49	40120	50
30728.1/T	52	40002/4000/NE	44	40022/2700/BI	43	40080.1	50	40121	49
30728/T	52	40003/2700/AU	44	40022/4000/BI	43	40081/NE	58	40121	50
30729	52	40003/2700/BI	44	40022/BI	43	40082/NE	58	40122	49
30729.1	52	40003/2700/CU	44	40023.1/BI	43	40083/NE	58	40122	50
30729.1/T	52	40003/2700/NE	44	40023.1/DIM/BI	43	40084/NE	58	40123.1/BZ	57
30729/T	52	40003/3000/AU	44	40023/BI	43	40085/NE	58	40123.1/NE	57
30775	52	40003/3000/BI	44	40023/DIM/BI	43	40086.1/BI	60-64	40123/BZ	57
30811.1	57	40003/3000/CU	44	40024.1/BI	43	40086.1/NE	60-64	40123/NE	57
30811.1	61	40003/3000/NE	44	40024.1/DIM/BI	43	40086/BI	60-64	40124/BI	43
30812/NE	72	40003/4000/AU	44	40024/BI	43	40086/NE	60-64	40124/DIM/BI	43
30836	57	40003/4000/BI	44	40024/DIM/BI	43	40087/NE	59	40128/AU	48
30837	69	40003/4000/CU	44	40025/BI	43	40088/AU	48	40128/BI	48
30857/AZ	25	40003/4000/NE	44	40025/DIM/BI	43	40088/BI	48	40128/CU	48
30857/BI	25	40004.1/BI	45	40026/BI	43	40088/CU	48	40128/NE	48
30857/GI	25	40004/AU	45	40027/BI	43	40088/NE	48	40129/NE	58
30857/RO	25	40004/BI	45	40028/BI	43	40091/AU	48	40130/NE	58
30857/VE	25	40004/CU	45	40030/NE	55	40091/BI	48	40131/BI	60
30858/AZ	69	40004/NE	45	40031/NE	55	40091/CU	48	40131/NE	60
30858/BI	69	40005.1/BI	45	40032/NE	55	40091/NE	48	40132/GR	50
30858/GI	69	40005/AU	45	40033/NE	55	40093/AU	48	40132/GR	51
30858/RO	69	40005/BI	45	40034/NE	55	40093/BI	48	40133/GI	49
30858/VE	69	40005/CU	45	40036/NE	55	40093/CU	48	40133/GR	49
30859/BI	25-69	40005/NE	45	40037/NE	55	40093/NE	48	40133/VE	49
30860/BI	25-69	40007.1/BI	45	40039/1	69	40096	48	40134/GR	51
30861/BI	25-69	40007/AU	45	40039/3	69	40097/AU	48	40135/2700/BI	43
30862/BI	25-69	40007/BI	45	40047/BI	43	40097/BI	48	40135/4000/BI	43
30863/AZ	25	40007/CU	45	40048/BI	43	40097/CU	48	40135/BI	43
30863/BI	25	40007/NE	45	40049/NE	55	40097/NE	48	40137/NE	55
30863/GI	25	40008.1/BI	45	40052/NE	55	40098/BI	60	40138/MC/LU	55
30863/RO	25	40008/AU	45	40053/2700/BI	43	40098/NE	60	40139/MC/LU	55
30864/BI	25	40008/BI	45	40053/4000/BI	43	40101/NE	58	40140/LU	55

40141/LU	55	40168/GI	64	40834	42
40142/LU	55	40168/NE	64	40835/BI	42
40143/LU	55	40169	69	40854/L/1/BI	42
40144/LU	55	40169.1	69	5289.2	52
40145/BI	60	40169.2	69	5955/BI	63
40145/NE	60	40171.1/AN	68	5955/NE	63
40146/BI	60	40171.1/BI	68	5956/BI	63
40146/NE	60	40171/BI	26	5956/NE	63
40147.1/BI	43	40172.1/AR	68	5957/BI	63
40147.1/DIM/BI	43	40172.1/BI	68	5957/NE	63
40147/BI	43	40172.1/BL	68	5958/BI	63
40147/DIM/BI	43	40172.1/GI	68	5958/NE	63
40148/14/BI	65	40172/AR	26	5959/BI	63
40148/14/NE	65	40172/BI	26	5959/NE	63
40148/35/BI	65	40172/BL	26	5960/BI	63
40148/35/NE	65	40172/GI	26	5960/NE	63
40149/14/BI	65	40173.1/AR	68	5961/BI	63
40149/14/NE	65	40173.1/BI	68	5961/NE	63
40149/35/BI	65	40173.1/BL	68	5962/BI	63
40149/35/NE	65	40173.1/GI	68	5962/NE	63
40150/14/BI	65	40173/AR	26	5963/BI	63
40150/14/NE	65	40173/BI	26	5963/NE	63
40150/35/BI	65	40173/GI	26	5964/BI	63
40150/35/NE	65	40174.1/AR	68	5964/NE	63
40151/14/BI	65	40174.1/BI	68	5965/BI	63
40151/14/NE	65	40174.1/BL	68	5965/NE	63
40151/35/BI	65	40174.1/GI	68	5967	63
40151/35/NE	65	40174/AR	26	BOX/37/BI	76
40152/14/BI	65	40174/BI	26	BOX/37/GR	76
40152/14/NE	65	40174/BL	26	BOX/37/NE	76
40152/35/BI	65	40174/BL	26	BOX/37/S/BI	76
40152/35/NE	65	40174/GI	26	BOX/37/S/GR	76
40153/14/BI	65	40175	72	BOX/37/S/NE	76
40153/14/NE	65	40176/AZ	21		
40153/35/BI	65	40176/GI	21		
40153/35/NE	65	40176/GR	21		
40154/14/BI	65	40176/NE	21		
40154/14/NE	65	40176/RO	21		
40154/35/BI	65	40177/AZ	21		
40154/35/NE	65	40177/GI	21		
40155/BI	65	40177/GR	21		
40155/NE	65	40177/NE	21		
40156/BI	65	40177/RO	21		
40156/NE	65	40178	21		
40157/BI	65	40179/AZ	21		
40157/NE	65	40179/GI	21		
40158/NE	55	40179/GR	21		
40159	50	40179/NE	21		
40160/NE	55	40179/RO	21		
40161/NE	58	40181/AN	70		
40162/NE	58	40181/CO	70		
40163/NE	58	40182/AU	45		
40164	59	40182/BI	45		
40165	59	40182/CU	45		
40166	71	40182/NE	45		
40167/NE	57	40500/NE	76		
40168.1/GI	64	40828/L/1/BI	42		
40168.1/NE	64	40829/L/1/BI	42		
40168.2/GI	64	40830/GR	42		
40168.2/NE	64	40831/GR	42		

LAMPS

pag. 11-30

table lamps

€

Serpente

design Elio Martinelli

Table lamp, diffused light with swivel arm. Diffuser in white opal methacrylate. Arm and base are in white or golden lacquered metal.



code	dimension	Kg	colour	LED integrated/bulb	Unit price
599	Ø 45 H 45	8,5	white	1x12W E27 LED	810,00
599/AU	Ø 45 H 45	8,5	golden	1x12W E27 LED	1.015,00

Pipistrello

design Gae Aulenti

Both table and floor lamp, diffused light, adjustable height with telescopic movement. Diffuser in white opal methacrylate. Lacquered metal base and knob in different colours and available in different finishings. **Led bulbs included.**



WITH BULB

620/MA	Ø 55 H 66-86	10	dark brown	4x5W E14 LED	1.420,00
620/BI	Ø 55 H 66-86	10	white	4x5W E14 LED	1.420,00
620/RO	Ø 55 H 66-86	10	purple red	4x5W E14 LED	1.460,00
620/NE	Ø 55 H 66-86	10	polished black	4x5W E14 LED	1.510,00
620/VE	Ø 55 H 66-86	10	agave green	4x5W E14 LED	1.455,00
620/TI	Ø 55 H 66-86	10	titane	4x5W E14 LED	2.276,00
620/OT	Ø 55 H 66-86	10	natural satin brass	4x5W E14 LED	2.065,00

INTEGRATED LED LIGHT SOURCE VERSION with electronic driver dimmable on the plug.



WITH INTEGRATED LED SOURCE AND DIMMABLE

620/DIM/L/1/MA	Ø 55 H 66-86	10	dark brown	14W LED 1400 lm 2700K	1.520,00
620/DIM/L/1/BI	Ø 55 H 66-86	10	white	14W LED 1400 lm 2700K	1.520,00

Pipistrello 4.0

design Gae Aulenti

Both table and floor lamp, with diffused light, height-adjustable. Satin stainless steel telescope, opal white methacrylate diffuser. Lacquered metal base and knob in different colours - available in different finishings. **Integrated LED/integrated dimmable driver, bluetooth dimmer.**



INTEGRATED LED SOURCE AND DIMMABLE **LIGHTYOU LIKE**

"TUNABLE WHITE" bluetooth

620/DIM/BD/L/1/BI	Ø 55 H 66-86	10	white	14W LED 2400 lm 2500-6700K	1.800,00
620/DIM/BD/L/1/MA	Ø 55 H 66-86	10	dark brown	14W LED 2400 lm 2500-6700K	1.800,00
620/DIM/BD/L/1/OT	Ø 55 H 66-86	10	satin brass	14W LED 2400 lm 2500-6700K	2.420,00
620/DIM/BD/L/1/TI	Ø 55 H 66-86	10	titane	14W LED 2400 lm 2500-6700K	2.610,00

Dimmable tunable white LED 2500-6700K - bluetooth

The Bluetooth dimmer needs the App **CASAMBI** available on iOS or **Android** stores - Free -

Driver on plug

Pipistrello Medio

design Gae Aulenti

Table lamp, diffused light, adjustable height with telescopic movement. Diffuser in white opal methacrylate. Lacquered metal base and knob in different colours and available in different finishings. **Dimmable with switch on the cable.**



INTEGRATED LED SOURCE AND DIMMABLE

620/MED/DIM/MA	Ø 40 H 50-62	5	dark brown	9W LED 850 lm 2700K	1.160,00
620/MED/DIM/BI	Ø 40 H 50-62	5	white	9W LED 850 lm 2700K	1.160,00
620/MED/DIM/VE	Ø 40 H 50-62	5	agave green	9W LED 850 lm 2700K	1.155,00
620/MED/DIM/TI	Ø 40 H 50-62	5	titane	9W LED 850 lm 2700K	1.630,00
620/MED/DIM/OT	Ø 40 H 50-62	5	natural satin brass	9W LED 850 lm 2700K	1.495,00

Driver on plug

Card box with light

design Emiliana Martinelli



CARDBOARD BOX WITH LIGHT

620/J/CS	30x30 H 58	1	cardboard	5,3W E27 LED 2700K	110,00
-----------------	------------	---	-----------	--------------------	---------------

table lamps










Minipipistrello

design Gae Aulenti

Table lamp, diffused light. Diffuser in white opal methacrylate. Lacquered metal base and knob in different colours and available in different finishings.

Integrated LED and electronic driver on the plug.








code	dimension	Kg	colour	LED integrated/bulb	Unit price
INTEGRATED LED SOURCE AND DIMMABLE 					
620/J/DIM/MA	Ø 27 H 35	2,5	dark brown	7W LED 700 lm 2700K 	678,00
620/J/DIM/BI	Ø 27 H 35	2,5	white	7W LED 700 lm 2700K 	678,00
620/J/DIM/CU	Ø 27 H 35	2,5	copper polished	7W LED 700 lm 2700K 	1.045,00
620/J/DIM/RO	Ø 27 H 35	2,5	purple red	7W LED 700 lm 2700K 	690,00
620/J/DIM/AU	Ø 27 H 35	2,5	golden	7W LED 700 lm 2700K 	1.100,00
620/J/DIM/TI	Ø 27 H 35	2,5	titane	7W LED 700 lm 2700K 	960,00
620/J/DIM/VE	Ø 27 H 35	2,5	agave green	7W LED 700 lm 2700K 	690,00
620/J/DIM/OT	Ø 27 H 35	2,5	natural satin brass	7W LED 700 lm 2700K 	950,00

Minipipistrello Cordless

design Gae Aulenti

Table lamp, diffused light, dimmable, cordless, with battery. Stainless steel structure, diffuser in white opal methacrylate, lacquered aluminium base and knob or available in other finishings. Cordless rechargeable system (battery and charger supplied) duration 6 hours. **Integrated LED light source. Touch dimmable.**



code	dimension	Kg	colour	LED integrated/bulb	Unit price
WITH INTEGRATED LED SOURCE, DIMMABLE AND BATTERY  					
620/J/DIM/T/CL/MA	Ø 27 H 35	2,5	dark brown	4,5W LED 350 lm 2700K 	890,00
620/J/DIM/T/CL/BI	Ø 27 H 35	2,5	white	4,5W LED 350 lm 2700K 	890,00
620/J/DIM/T/CL/VE	Ø 27 H 35	2,5	agave green	4,5W LED 350 lm 2700K 	905,00




Driver on plug

Cobra

design Elio Martinelli

Table lamp, indirect light consisting of swivel base and reflector, entirely made in white or black colour resin.



629	Ø 40	8,5	white	1x12W E27 LED 	695,00
629/NE	Ø 40	8,5	polished black	1x12W E27 LED 	935,00
629/RO	Ø 40	8,5	red	1x12W E27 LED 	995,00

Elmetto

design Elio Martinelli

Table lamp indirect light, fully molded resin structure in different colors. The lamp consist of a section of cone base and an adjustable diffuser dome-shaped.



685/BI	Ø 22 H 28	1,5	white	1x5W E27 LED 	198,00
685/NE	Ø 22 H 28	1,5	black	1x5W E27 LED 	239,00
685/AR	Ø 22 H 28	1,5	orange	1x5W E27 LED 	239,00
685/GI	Ø 22 H 28	1,5	yellow	1x5W E27 LED 	239,00
685/VE	Ø 22 H 28	1,5	green	1x5W E27 LED 	239,00
685/BL	Ø 22 H 28	1,5	blue	1x5W E27 LED 	239,00
685/RO	Ø 22 H 28	1,5	red	1x5W E27 LED 	239,00
685/AU	Ø 22 H 28	1,5	pearl gold	1x5W E27 LED 	326,00

L'Amica

design Elio e Emiliana Martinelli

Swivel table lamp, direct/indirect light, aluminium reflector. **Integrated LED light source. Electronic driver on the plug. Double light intensity.**



736/L/VE	Ø 12 L 115	3,5	pistachio green	9W LED 900 lm 3000K 	360,00
736/L/GR	Ø 12 L 115	3,5	grey	9W LED 900 lm 3000K 	360,00
736/L/NE	Ø 12 L 115	3,5	black	9W LED 900 lm 3000K 	360,00

table lamps

€

Mico

design E. Martinelli - M.Sadler

Table lamp, diffused light, metal structure painted black, white opal methacrylate diffuser, inferior diffuser in white sanded methacrylate.



code	dimension	Kg	colour	LED integrated/bulb	LED	Unit price
793/NE/BI	Ø 55 H 60	6	black/white	1X12W E27 LED		671,00



Gloss black painted metal structure

Eva

design Emiliana Martinelli

Table lamp, diffused and indirect light. Structure in brushed aluminium and shade fabric in black or white colour. Satin aluminium or lacquered in black colour structure and diffuser in black (NE/NE). Two sizes.



798/BI	Ø 40 H 68	2,5	satin/white	1X12W E27 LED		461,00
798/NE	Ø 40 H 68	2,5	satin/black	1X12W E27 LED		461,00
798/NE/NE	Ø 40 H 68	2,5	black/black	1X12W E27 LED		406,00
798/J/BI	Ø 20 H 38	0,5	satin/white	1X5W E14 LED		227,00
798/J/NE	Ø 20 H 38	0,5	satin/black	1X5W E14 LED		227,00
798/J/NE/NE	Ø 20 H 38	0,5	black/black	1X5W E14 LED		202,00



for dimmable LED bulb

Eva

design Emiliana Martinelli

Table lamp, diffused and indirect light. Wooden structure, black, white or beige fabric shade. With light dimmer.



VERSION WITH WOOD STRUCTURE						
798/LE/BI	Ø 40 H 68	1,4	wood/white	1X12W E27 LED		461,00
798/LE/NE	Ø 40 H 68	1,4	wood/black	1X12W E27 LED		461,00
798/LE/BG	Ø 40 H 68	1,4	wood/beige	1X12W E27 LED		461,00



for dimmable LED bulb

TX1

design Marco Ghilarducci

Table lamp with reflected light, white aluminium structure. LED light source, dimmable with remote Bluetooth device (apple or android app).

APP Casambi



Luxury version:

Aluminium body painted grey and brass details.



799/L/BD/BI	Ø 60 H 66	8,5	white	18W LED RGB		1.200,00
799/L/1/BD/BI	Ø 60 H 66	8,5	white	32W LED 2500-6700K TUNABLE WHITE		1.140,00

Dimmable tunable white LED 2500-6700K - bluetooth
The Bluetooth dimmer needs the App CASAMBI available on iOS or Android stores - Free -

LIGHTYOU LIKE



LUXURY EDITION


799/DIM/L/1/GR	Ø 60 H 66	8,5	grey	27,5W LED 3000lm 3000K		1.495,00
799/MED/DIM/L/1/GR	Ø 36 H 40	8,5	grey	9W LED 1120lm 3000K		990,00

dimmable via button on cable

Civetta

design Emiliana Martinelli

Table lamp, indirect light, aluminium structure painted in lacquered white colour, upper satin methacrylate finish diffuser.



804/BI/BI	Ø 16 H 20	1	white/white	1x5,3W E27 LED		138,00
804/BI/AR	Ø 16 H 20	1	white/orange	1x5,3W E27 LED		138,00



Elica

design Brian Sironi

Swivel table lamp with direct light, aluminium structure painted in lacquered white, black or yellow colour. Switch ON/OFF by the rotation of the arm. Integrated LED light source. Electronic driver on the plug.



807/J/BI	L 60 H 38	4,5	white	9W LED 720 lm 3000K		476,00
807/J/NE	L 60 H 38	4,5	polished black	9W LED 720 lm 3000K		534,00
807/J/GI	L 60 H 38	4,5	yellow	9W LED 720 lm 3000K		534,00



- Good Design Award 2010

- Germain Design Preis Nominee 2011

2011 - Honourable Mention I.D. Annual Design Review 2010

table lamps




















	code	dimension	Kg	colour	LED integrated/bulb	Unit price
<p>Colibri design Emiliana Martinelli</p> <p>Table lamp, direct light, swiveling and rotating head with Integrated LED light source. Electronic driver on the plug.</p>  	811/T/H/NE	Ø 2,5 L50 H40	2,5	anodized black	10W LED 800 lm 3000K  with touch control	365,00
<p>Segnalibro design Orlandini Design</p> <p>Reading, table lamp, indirect light, white lacquered metal, the lamp becomes based book. Integrated LED light source. Electronic driver on the plug.</p> 	817/BI	L 18 X 20 H 25	1,1	white	6W LED 600 lm 3000K 	250,00
<p>Pulce design Emiliana Martinelli</p> <p>Table lamp with diffused light, white opal diffuser with a brush stroke in the blue, yellow or white colour and lacquered aluminium base in blue, yellow, white or brass color.</p> 	<p>820/BI Ø 16,5 H 23,5 1,3 white/white 1x5W E27 LED </p> <p>820/BL Ø 16,5 H 23,5 1,3 blue/blue 1x5W E27 LED </p> <p>820/GI Ø 16,5 H 23,5 1,3 yellow/yellow 1x5W E27 LED </p> <p>820/OT Ø 16,5 H 23,5 1,3 brass/white 1x5W E27 LED </p>					
<p>Fluida design Studio Natural</p> <p>Table lamp, indirect light formed by a flexible strip with LED connected to the two resin bases. Thanks to the magnets, the two bases joint each other in multiple positions modifying the direction of the strip led creating every time different light performances. Integrated LED. Electronic driver on the plug.</p>    	823/BI	3,5 X 7 L 107 H 48	1	white	4W LED 400 lm 3000K 	280,00
<p>Hoop design Adolini + Simonini Ass.</p> <p>Table lamp, direct diffused light. White, black resin structure and white opal satin methacrylate diffuser. Electronic driver on the plug. Touch on-off button on the reflector.</p>  	<p>824/BI Ø 21 H 21 1,6 white 7W LED 650 lm 3000K </p> <p>824/NE Ø 21 H 21 1,6 black 7W LED 650 lm 3000K </p>					

table lamps

	code	dimension	Kg	colour	LED integrated/bulb	Unit price
Cyborg design Karim Rashid Table lamp, indirect/diffused-light. Structure in cast aluminium, lacquered in different colors. White opal polycarbonate diffuser. Integrated LED light source. Plug-in electronic driver. ON/OFF touch sensor.	825/AL	Ø 20 H 31	1	aluminium	1X4,5W LED 450 lm 3000K	270,00
	825/BI	Ø 20 H 31	1	white	1X4,5W LED 450 lm 3000K	305,00
	825/VE	Ø 20 H 31	1	light green	1X4,5W LED 450 lm 3000K	305,00
	825/GR	Ø 20 H 31	1	light grey	1X4,5W LED 450 lm 3000K	305,00
	825/AZ	Ø 20 H 31	1	light blue	1X4,5W LED 450 lm 3000K	305,00
	825/FC	Ø 20 H 31	1	fuchsia	1X4,5W LED 450 lm 3000K	305,00



Delux design Studio Natural Table lamp, diffused light. Golden sand, pearl copper or polished black lacquered aluminium structure. Blown opal white glass diffuser. For LED bulb.	828/NE	Ø 33 H 43	6	polished black	1x10W E27 LED	536,00
	828/CH	Ø 33 H 43	6	golden sand	1x10W E27 LED	551,00
	828/CP	Ø 33 H 43	6	pearl copper	1x10W E27 LED	551,00




Delux Junior design Studio Natural Table lamp with diffused light. Golden sand, pearl copper, polished black lacquered aluminium structure. Blown opal white glass diffuser. For LED bulb.	828/J/NE	Ø 16 H 22	1,5	polished black	1x5W LED E14	271,00
	828/J/CH	Ø 16 H 22	1,5	golden sand	1x5W LED E14	280,00
	828/J/CP	Ø 16 H 22	1,5	pearl copper	1x5W LED E14	280,00


















Delux marble design Studio Natural Table lamp with diffused light. Structure in black Marquinia or white Carrara marble. Blown opal white glass diffuser. For LED bulb.	828/MAR/MR	Ø 33 H 43	11	black marquinia	1x10W E27 LED	1.490,00
	828/MAR/CA	Ø 33 H 43	11	white carrara	1x10W E27 LED	1.391,00
	828/J/MAR/MR	Ø16 H 22	2,5	black marquinia	1X5W E14 LED	453,00
	828/J/MAR/CA	Ø16 H 22	2,5	white carrara	1X5W E14 LED	437,00















Colletto marble design EmmePi Design Table lamp with diffused light. White arabesque marble structure. For LED bulbs.	830/MAR/AR	Ø 12 H 18	2	arabesque	5W G9 LED	340,00
--	-------------------	-----------	---	-----------	-----------	---------------















wall/ceiling lamps

		code	dimension	Kg	colour	LED integrated/bulb	Unit price
Gomito design Elio Martinelli Wall lamp, direct light, lacquered resin structure.		1196/BI	Ø12,5 H 20 →12	0,5	white	1x10W E27 LED 	102,00
Tube design Elio Martinelli Wall lamp, direct/indirect light, lacquered metal reflector, resin wall support.		1221/BI	Ø 10 H 10 →15	0,5	white	1x7W E27 LED 	84,00
		1261/BI	Ø 14 H 14 → 20	1	white	1x10W E27 LED 	99,00
Available in two dimensions							
Tube/V design Elio Martinelli Wall lamp, diffused light, resin wall support, satin glass diffuser.		1221/V/BI	Ø 10 H 10 → 15	0,5	white	1x7W E27 LED 	96,00
		1261/V/BI	Ø 14 H 14 → 20	1	white	1x10W E27 LED 	110,00
Available in two dimensions							
Le Rondini design Elio Martinelli Wall lamp, indirect light, metal structure. Transformer 230/12V, LED bulbs included.		1249/3/L/1	L 162 → 28	3,5	white/black	3x5W 12V GY6,35 	410,00
Lucciola design Emiliana Martinelli Wall lamp, indirect light, yellow and white lacquered aluminium structure. White opal methacrylate diffuser. Integrated LED light source.		1431/230/BI	20 x 25 → 8	0,6	white	17W LED 1700 lm 3000K 	314,00
		1431/230/GI	20 x 25 → 8	0,6	yellow	17W LED 1700 lm 3000K 	314,00
						dimmable Triac	
Colibrì design Emiliana Martinelli Wall lamp, indirect diffused light, black aluminium tubular structure and white polycarbonate diffuser. Wall mounting with green silicon particular and black aluminium support bracket. With cable and plug. Integrated LED light source.		1432/NE	Ø 2,5 H 140 →10	1	black	14W LED 2300 lm 3000K 	450,00
						electronic driver on plug	

wall/ceiling lamps

	code	dimension	Kg	colour	LED integrated/bulb	Unit price	
LED+O design Studio Natural Wall lamp, indirect light. Structure of cast aluminium lacquered in white or pearl gold color, integrated LED light source. Integrated electronic driver into the body lamp.		1434/2700/BI	Ø 27 → 18	1,2 white	21,6W LED 2900 lm 2700K	238,00	
		1434/2700/AU	Ø 27 → 18	1,2 pearl gold	21,6W LED 2900 lm 2700K	252,00	
		1434/DIM/2700/BI	Ø 27 → 18	1,2 white	18,6W LED 2900 lm 2700K dimmmable 1-10V	265,00	
		1434/DIM/2700/AU	Ø 27 → 18	1,2 pearl gold	18,6W LED 2900 lm 2700K dimmmable 1-10V	278,00	
		1434/DIM/T/BI	Ø 27 → 18	1,2 white	18,6W LED 2900 lm 3000K dimmmable triac	265,00	
		1434/DIM/T/AU	Ø 27 → 18	1,2 pearl gold	18,6W LED 2900 lm 3000K dimmmable triac	278,00	
							
Modena design Area-17 Wall lamp with diffused light with swivel support. Aluminium structure painted in 3 colours: black color with knobs in golden, white color with knobs in orange, corten colour with knobs in red. Integrated LED light source and electronic driver into the body lamp.		1436/L/1/BI	Ø 41 H 63 → 91	7 white/orange	13W 1600lm 3000K	on request	
		1436/L/1/CO	Ø 41 H 63 → 91	7 corten/red	13W 1600lm 3000K	on request	
		1436/L/1/NE	Ø 41 H 63 → 91	7 black/golden	13W 1600lm 3000K	on request	
							
Lunanera design Marc Sadler Wall/ceiling lamp with indirect light. White lacquered aluminium structure. Integrated LED light source and electronic driver into the body lamp.		1437/BI	Ø 40 H 10	1,6 white	15W LED 1860 lm 3000K	456,00	
							
Mosca design Emiliana Martinelli Swivel wall lamp with indirect light. A luminous sign that rotates around the tubular body in aluminum painted in black or yellow colour. Integrated electronic driver in the lamp body. For mod 1445/J remote driver.		MOSCA (integrated driver)					
		1445/NE	Ø 4,5 → 20 base Ø 6,5	0,8 black	3W 500lm 3000K	228,00	
		1445/GI	Ø 4,5 → 20 base Ø 6,5	0,8 yellow	3W 500lm 3000K	228,00	
		MOSCA J (remote driver)					
		1445/J/NE	Ø 4,5 → 10 base Ø 6,5	0,3 black	3W 500lm 3000K	215,00	
1445/J/GI	Ø 4,5 → 10 base Ø 6,5	0,3 yellow	3W 500lm 3000K	215,00			
							
Set design Emiliana Martinelli Direct/indirect light, aluminium coated structure with opal polycarbonate diffuser. Integrated LED light source. Complete of electronic driver. Available in three dimensions.		1341/L/1/BI	→ 8,5 L 17,5x8,5	1,5 white	18W LED 2600 lm 3000K	197,00	
		1341/L/1/NE	→ 8,5 L 17,5x8,5	1,5 black	18W LED 2600 lm 3000K	197,00	
		1341/L/1/AU	→ 8,5 L 17,5x8,5	1,5 pearl gold	18W LED 2600 lm 3000K	207,00	
		1341/L/1/CU	→ 8,5 L 17,5x8,5	1,5 copper	18W LED 2600 lm 3000K	207,00	
		1342/L/1/BI	→ 8,5 L 35,5x8,5	2 white	24W LED 3770 lm 3000K	244,00	
		1342/L/1/NE	→ 8,5 L 35,5x8,5	2 black	24W LED 3770 lm 3000K	244,00	
		1342/L/1/AU	→ 8,5 L 35,5x8,5	2 pearl gold	24W LED 3770 lm 3000K	256,00	
		1342/L/1/CU	→ 8,5 L 35,5x8,5	2 copper	24W LED 3770 lm 3000K	256,00	
			1343/L/1/BI	→ 8,5 L 70x8,5	3,5 white	48W LED 7540 lm 3000K	332,00
	1343/L/1/NE		→ 8,5 L 70x8,5	3,5 black	48W LED 7540 lm 3000K	332,00	
	1343/L/1/AU		→ 8,5 L 70x8,5	3,5 pearl gold	48W LED 7540 lm 3000K	350,00	
	1343/L/1/CU		→ 8,5 L 70x8,5	3,5 copper	48W LED 7540 lm 3000K	350,00	
							

wall/ceiling lamps

		code	dimension	Kg	colour	LED integrated/bulb	LED	Unit price
Bolla design Elio Martinelli Ceiling lamp, diffused light, lacquered metal structure, white opal methacrylate diffuser. For LED bulbs. Three dimensions.		2760/60/I	60 x 60 H 22	6	white	1x15,5W E27 LED 3000K	LED	251,00
		2760/50/I	50 x 50 H 20	5	white	1x15,5W E27 LED 3000K	LED	215,00
		2760/35/I	35 x 35 H 15	2,5	white	1x15,5W E27 LED 3000K	LED	173,00
								
Semisfera design Elio Martinelli Ceiling lamp, diffused light, lacquered metal base, white opal methacrylate diffuser. For LED bulbs. Two sizes.		2771/52/I	Ø 52 H 21	3	white	1x15,5W E27 LED 3000K	LED	221,00
		2771/42/I	Ø 42 H 15	1,5	white	1x15,5W E27 LED 3000K	LED	188,00
								
Puff design Emiliana Martinelli Ceiling lamp, diffused light, lacquered aluminium base, white opal methacrylate diffuser. Integrated LED light source. Complete of electronic driver. Two sizes.		2868/L/1/BI	Ø 46 H 16	4	white	18W LED 2200 lm 3000k	LED	286,00
		2868/J/L/1/BI	Ø 32 H 12	2	white	15W LED 1700 lm 3000k	LED	222,00
								
Pin design Michel Boucquillon Wall or ceiling lamp, diffused light, structure in white polyethylene. Lacquered aluminium base in white colour.		2880/30	Ø 38 → 30	2,5	white	1X15W E27 LED	LED	232,00
								
Corona design Emiliana Martinelli Wall/ceiling lamp, diffused light, white opal methacrylate structure, central detail in iridescent methacrylate. Integrated LED light source. Electronic driver included.		2834/M/G/L/1	Ø 85 H 10	9,5	white	69W LED 8100lm 3000K	LED	1.036,00
		2834/M/MED/L/1	Ø 60 H 10	6	white	33W LED 3900 lm 3000K	LED	629,00
		2834/M/L/1	Ø 42 H 10	4,5	white	26W LED 3200 lm 3000K	LED	364,00
		2834/M/J/L/1	Ø 28 H 10	2,5	white	15W LED 1500 lm 3000K	LED	287,00
								
Maggiolone design Emiliana Martinelli A diffused-light lamp for LED light source. Aluminum structure painted white, black, yellow or green. White opal methacrylate diffuser. Dimmable integrated electronic driver in the body lamp. Also available in the suspension version, in two sizes.		2891/DIM/BI	Ø 60 H 14,7	3,8	white	26W LED 3200lm 3000K	LED	604,00
		2891/DIM/NE	Ø 60 H 14,7	3,8	black	26W LED 3200lm 3000K	LED	695,00
		2891/DIM/GI	Ø 60 H 14,7	3,8	yellow	26W LED 3200lm 3000K	LED	695,00
		2891/DIM/VE	Ø 60 H 14,7	3,8	green	26W LED 3200lm 3000K	LED	695,00
		2891/DIM/2700/BI	Ø 60 H 14,7	3,8	white	26W LED 3200lm 2700K	LED	604,00
		2891/DIM/2700/NE	Ø 60 H 14,7	3,8	black	26W LED 3200lm 2700K	LED	695,00
		2891/DIM/2700/GI	Ø 60 H 14,7	3,8	yellow	26W LED 3200lm 2700K	LED	695,00
2891/DIM/2700/VE	Ø 60 H 14,7	3,8	green	26W LED 3200lm 2700K	LED	695,00		
								
		Triac dimmer available on request						

wall/ceiling lamps

Kokouno

design Studio PLS
& Lorenzo Perini

Direct light ceiling lamp. Tubular aluminium structure painted in different finishes.

Available in two lengths.

Wide or narrow optics on request



KOKO 25

2899/BI

Ø 5,5 H 25

0,7

white

12W LED medium 1230lm 3000K



190,00

2899/NE

Ø 5,5 H 25

0,7

black

12W LED medium 1230lm 3000K



190,00

2899/AU

Ø 5,5 H 25

0,7

pearl gold

12W LED medium 1230lm 3000K



195,00

2899/CO

Ø 5,5 H 25

0,7

corten

12W LED medium 1230lm 3000K



195,00

2899/LU

Ø 5,5 H 25

0,7

brillant

12W LED medium 1230lm 3000K



205,00

KOKO 50 **NEWS**

2899/G/BI

Ø 5,5 H 50

0,7

white

12W LED medium 1230lm 3000K



210,00

2899/G/NE

Ø 5,5 H 50

0,7

black

12W LED medium 1230lm 3000K



210,00

2899/G/AU

Ø 5,5 H 50

0,7

pearl gold

12W LED medium 1230lm 3000K



215,00

2899/G/CO

Ø 5,5 H 50

0,7

corten

12W LED medium 1230lm 3000K



215,00

2899/G/LU

Ø 5,5 H 50

0,7

brillant

12W LED medium 1230lm 3000K



225,00



Kokouno

design Studio PLS
& Lorenzo Perini

Wall lamp with direct/indirect light. Structure in polished and painted tubular aluminium in different finishes.

LED light source, electronic driver integrated in the body lamp.

Available in two lengths.

Wide or narrow optics on request



KOKO 50 direct/indirect light

1454/BI

Ø 5,5 H 50

0,7

white

24W LED medium 2460lm 3000K



280,00

1454/NE

Ø 5,5 H 50

0,7

black

24W LED medium 2460lm 3000K



280,00

1454/AU

Ø 5,5 H 50

0,7

pearl gold

24W LED medium 2460lm 3000K



290,00

1454/CO

Ø 5,5 H 50

0,7

corten

24W LED medium 2460lm 3000K



290,00

1454/LU

Ø 5,5 H 50

0,7

brillant

24W LED medium 2460lm 3000K



305,00

KOKO 25 direct light

1454/J/BI

Ø 5,5 H 25

0,7

white

12W LED medium 1230lm 3000K



250,00

1454/J/NE

Ø 5,5 H 25

0,7

black

12W LED medium 1230lm 3000K



250,00

1454/J/AU

Ø 5,5 H 25

0,7

pearl gold

12W LED medium 1230lm 3000K



260,00

1454/J/CO

Ø 5,5 H 25

0,7

corten

12W LED medium 1230lm 3000K



260,00

1454/J/LU

Ø 5,5 H 25

0,7

brillant

12W LED medium 1230lm 3000K



270,00



Delux

design Studio Natural e
Emiliana Martinelli

Ceiling lamp with diffused light. Aluminium structure painted in white, black brass or corten.

Opal white blown glass diffuser. For LED bulb.



2900/J/BI

Ø 16 H 13

0,8

white

10W LED 1000lm 3000K



195,00

2900/J/NE

Ø 16 H 13

0,8

black

10W LED 1000lm 3000K



195,00

2900/J/OT

Ø 16 H 13

0,8

brass

10W LED 1000lm 3000K



235,00

2900/J/CO **NEWS**

Ø 16 H 13

0,8

corten

10W LED 1000lm 3000K



245,00



Globo

design Elio Martinelli

Ceiling lamp providing diffused light. Metal support painted in white. Sandblasted glass diffuser.

For Led bulb.



2764/22/BI

Ø 22 H 18

2

white

15W E27 LED



268,00

2764/32/BI

Ø 32 H 25

3,5

white

15W E27 LED



336,00



Toggle

design Neil Poulton

Adjustable wall lamp with direct light. Die-cast aluminium structure painted in embossed matt white and embossed matt dark gray finishes, with glossy black switch.

Polycarbonate diffuser.

LED light source, electronic driver integrated in the body lamp.



1455/BI

17x9,6x14,8

0,7

white

4,5W LED 700lm 2700K



240,00

1455/AN

17x9,6x14,8

0,7

anthracite

4,5W LED 700lm 2700K



260,00

1455/GR

17x9,6x14,8

0,7

grey

4,5W LED 700lm 2700K



260,00



wall/ceiling lamps

Elastica











design Studio Habits

A lamp with indirect light. A fabric strip in various colours stretched between wall and ceiling, complete with a flexible LED strip. The elastic strip stretches to meet the required distances. Special supports at the ends allow for adjustment and fixing.

Elastica Wall can be supplied in two different ways: via the plug-in power supply unit (code 40178) or via the ceiling rose containing the power supply unit (code 40179).

Also in floor-to-ceiling version, dimmable (cod. 2301 p.30).



code	dimension	Kg	colour	LED integrated/bulb	Unit price
ELASTICA 3/4,5m					
40176/NE	300-450	0,4	black	26W LED 2600lm 2700K 	320,00
40176/GR	300-450	0,4	grey	26W LED 2600lm 2700K 	320,00
40176/RO	300-450	0,4	red	26W LED 2600lm 2700K 	350,00
40176/GI	300-450	0,4	yellow	26W LED 2600lm 2700K 	350,00
40176/AZ	300-450	0,4	light blue	26W LED 2600lm 2700K 	350,00
ELASTICA 4/6,5m					
40177/NE	400-650	0,5	black	32,5W LED 3250lm 2700K 	360,00
40177/GR	400-650	0,5	grey	32,5W LED 3250lm 2700K 	360,00
40177/RO	400-650	0,5	red	32,5W LED 3250lm 2700K 	380,00
40177/GI	400-650	0,5	yellow	32,5W LED 3250lm 2700K 	380,00
40177/AZ	400-650	0,5	light blue	32,5W LED 3250lm 2700K 	380,00
CEILING ROSE with driver (max. 2 lamps)					
40179/NE	Ø 18,5 H 4		black	100W	220,00
40179/GR	Ø 18,5 H 4		grey	100W	235,00
40179/RO	Ø 18,5 H 4		red	100W	235,00
40179/GI	Ø 18,5 H 4		yellow	100W	235,00
40179/AZ	Ø 18,5 H 4		light blue	100W	235,00
PLUG-IN DRIVER.					
40178			black		83,00



suspension lamps

€

Poliedro

design Elio Martinelli

Suspension lamp, diffused light, support in chromed metal, diffuser in transparent methacrylate.

Suspension cable 3,5 m



code	dimension	Kg	colour	LED integrated/bulb	Unit price
1722/TR	Ø 50	3,5	transparent	1x16W E27 R95 LED	780,00



Blow

design Elio Martinelli

Suspension lamp, diffused light, white opal methacrylate diffuser. White lacquered metal support.

Suspension cable 3,5 m



1858	Ø 85 H 42,5	8	white	1x15W E27 LED	466,00
------	-------------	---	-------	---------------	--------



Cono

design Elio Martinelli

Suspension lamp, direct light, lacquered aluminium structure.

Suspension cable 3,5 m

Available in two sizes.



1861/BI	Ø 45 H 26	3	white	1x15W E27 LED	210,00
1861/NE	Ø 45 H 26	3	black	1x15W E27 LED	210,00
1861/BL	Ø 45 H 26	3	blue	1x15W E27 LED	263,00
1861/RO	Ø 45 H 26	3	purple red	1x15W E27 LED	263,00
1861/VE	Ø 45 H 26	3	pistachio green	1x15W E27 LED	263,00
1861/J/BI	Ø 30 H 20	2	white	1x10W E27 LED	185,00
1861/J/NE	Ø 30 H 20	2	black	1x10W E27 LED	185,00
1861/J/BL	Ø 30 H 20	2	blue	1x10W E27 LED	222,00
1861/J/RO	Ø 30 H 20	2	purple red	1x10W E27 LED	222,00
1861/J/VE	Ø 30 H 20	2	pistachio green	1x10W E27 LED	222,00



Cupolone

design Elio Martinelli

Suspension lamp, indirect light, white or gold painted aluminium structure.

Suspension cable 3,5 m



1889	Ø 60 H 22	4,5	white	1x15W E27 LED	475,00
1889/AU	Ø 60 H 22	4,5	golden	1x15W E27 LED	610,00



Nuvole vagabonde

design Elio e Emiliana Martinelli

Suspension lamp, diffused light, metal support, white opal polycarbonate diffuser.

Suspension cable 3,5 m



2011J	Ø 40 H 40	3,5	white	1x15W E27 LED	509,00
-------	-----------	-----	-------	---------------	--------



available also in Ø80 and Ø110.

suspension lamps

Bubbles

design Elio e Emiliana Martinelli

Suspension lamp diffused light. Satin-finish methacrylate diffuser in orange, yellow, blue colours or in opal white. Chromed metal support. For spherical LED bulb. Available in two sizes.

Suspension cable 3,5 m



code	dimension	Kg	colour	LED integrated/bulb	Unit price
2033/55/C/BI	Ø 55	3	matt white	1x15W E27 LED	229,00
2033/45/C/BI	Ø 45	2,5	matt white	1x15W E27 LED	195,00
2033/45/C/BL	Ø 45	2,5	satin blue	1x15W E27 LED	205,00
2033/45/C/GI	Ø 45	2,5	satin yellow	1x15W E27 LED	205,00
2033/45/C/AR	Ø 45	2,5	satin orange	1x15W E27 LED	205,00



Babele

design Marc Sadler

Suspension lamp with direct light, in aluminium painted micaceous colour, golden inside. Suspended with stell cables.

Suspension cable 3,5 m

Available in three sizes.



2040/SD	Ø 92 H 53	10	micaceous	3x15W E27 LED	1.578,00
2040/65/SD	Ø 65 H 37	6	micaceous	1x15W E27 LED	1.167,00
2040/J	Ø 45 H 26	2,5	micaceous	1x15W E27 LED	478,00



Modena

design Area-17

Swivel suspension lamp, diffused light. Aluminium structure painted in 3 colours: black color with knobs in golden, white color with knobs in orange, corten colour with knobs in red.

Integrated LED light source and dimmable driver inside the body lamp.

Suspension cable 3,5 m



2099/L/1/NE	Ø 41 H 16	3,2	black/golden	13W LED 1600 lm 3000K	on request
2099/L/1/BI	Ø 41 H 16	3,2	white/orange	13W LED 1600 lm 3000K	on request
2099/L/1/CO	Ø 41 H 16	3,2	corten/red	13W LED 1600 lm 3000K	on request



available with wall support.




Plissé

design Emiliana Martinelli

Suspension lamp, diffused light with transparent methacrylate diffuser and laser drawn lines effect which are lighted by **LED light source** inside the lacquered aluminium circular support to determinate the shape.

Integrated electronic driver into the ceiling box.

Suspension cable 3,5 m



21002/AN	Ø 45 H 33	2,1	anthracite	11,5W LED 1150lm 3000K	490,00
----------	-----------	-----	------------	------------------------	--------



suspension lamps

€

Maggiolone

design Emiliana Martinelli

Suspension lamp, diffused light, aluminium structure lacquered in white, black, yellow and mint green color. White opal methacrylate diffuser.

Integrated LED light source. Electronic dimmable Push/Dali driver inside the ceiling rose.

Available in two sizes.

Available on request even with triac driver.

Suspension cable 3,5 m



code	dimension	Kg	colour	LED integrated/bulb	Unit price
2096/DIM/2700/BI	Ø 60 H 12	3,5	white	26W LED 3200 lm 2700K dimmable Push/Dali	615,00
2096/DIM/2700/NE	Ø 60 H 12	3,5	black	26W LED 3200 lm 2700K dimmable Push/Dali	680,00
2096/DIM/2700/GI	Ø 60 H 12	3,5	yellow	26W LED 3200 lm 2700K dimmable Push/Dali	680,00
2096/DIM/2700/VE	Ø 60 H 12	3,5	mint green	26W LED 3200 lm 2700K dimmable Push/Dali	680,00
2096/DIM/BI	Ø 60 H 12	3,5	white	26W LED 3200 lm 3000K dimmable Push/Dali	615,00
2096/DIM/NE	Ø 60 H 12	3,5	black	26W LED 3200 lm 3000K dimmable Push/Dali	680,00
2096/DIM/GI	Ø 60 H 12	3,5	yellow	26W LED 3200 lm 3000K dimmable Push/Dali	680,00
2096/DIM/VE	Ø 60 H 12	3,5	mint green	26W LED 3200 lm 3000K dimmable Push/Dali	680,00



2096/G/DIM/2700/BI	Ø 85 H 17	7	white	32W LED 4900 lm 2700K dimmable Push/Dali	995,00
2096/G/DIM/2700/NE	Ø 85 H 17	7	black	32W LED 4900 lm 2700K dimmable Push/Dali	1.116,00
2096/G/DIM/2700/GI	Ø 85 H 17	7	yellow	32W LED 4900 lm 2700K dimmable Push/Dali	1.116,00
2096/G/DIM/2700/VE	Ø 85 H 17	7	mint green	32W LED 4900 lm 2700K dimmable Push/Dali	1.116,00
2096/G/DIM/BI	Ø 85 H 17	7	white	32W LED 4900 lm 3000K dimmable Push/Dali	995,00
2096/G/DIM/NE	Ø 85 H 17	7	black	32W LED 4900 lm 3000K dimmable Push/Dali	1.116,00
2096/G/DIM/GI	Ø 85 H 17	7	yellow	32W LED 4900 lm 3000K dimmable Push/Dali	1.116,00
2096/G/DIM/VE	Ø 85 H 17	7	mint green	32W LED 4900 lm 3000K dimmable Push/Dali	1.116,00

Coassiale

design Vittorio Venezia

Direct and indirect light emitted by the LED light sources contained inside the two cylindrical aluminium supports placed at the ends of the two power cables. One is for the ceiling connection, the other one is used as counterweight. The light reflects on a disk made of white opal methacrylate which distances itself and slides along two cables, in order to create several light effects. **Electronic driver inserted into the lower cylindrical support with cable and plug.**



2885/S/NE	Ø 35 H 250	2,5	black	2x12W LED 2460lm 3000K	640,00
-----------	------------	-----	-------	------------------------	--------


cable length from the ceiling 2,50 m.



Sujú

design Michael Geldmacher

Suspension/ceiling lamp, direct/indirect diffused light, adjustable height thanks to the rotation of the body lamp, stretched on the wiring cable. **Integrated LED light source and electronic driver inserted into the lower cylindrical support with cable and plug.**



21004/BI	Ø 4 L 30	2	white	8W LED 720lm 3000K	467,00
----------	----------	---	-------	--------------------	--------

cable length from the ceiling 2,70 m



suspension lamps


Ciulifruli

design Alfonso Femia & E. Martinelli

Suspension lamps, diffused light for indoor. Different shapes and dimensions, rotational moulding. 5 polyethylene diffusers in white of different sizes. Polyethylene supports in 5 colours: white, yellow, green, blue and red.

For LED bulb.

Power cable 5 m



code	dimension	Kg	colour	LED integrated/bulb	Unit price
POLYETHYLENE DIFFUSER					
30859/BI diffuser 1	Ø 16 H 16	1,5	white		68,00
30860/BI diffuser 2	Ø 23 H 19	1,5	white		68,00
30861/BI diffuser 3	Ø 15 H 29	1,5	white		68,00
30862/BI diffuser 4	Ø 29 H 12,5	1,5	white		68,00
30903/BI diffuser 5	Ø 50 H 40	2	white		145,00

Single version (A) to be composed with:

support for indoor with white cable 30857 + diffuser (not included) codes from 30859 to 30862

30857/BI support	1	white	} 1x10W E27 LED Ø max 55 mm for diffusers n. 1-2-3	LED A+	122,00
30857/AZ support	1	light blue			
30857/GI support	1	yellow			
30857/RO support	1	red	} 1x5,3W E27 LED Ø max 55 mm for diffuser n. 4	LED A+	122,00
30857/VE support	1	green			
			} 1x14W E27 LED Ø max 55 mm for diffuser n. 5	LED A+	122,00

Cluster version (B) to be composed with:

support for indoor with white cable 30863 to be connected to the rose prepared for fixing 5 or 3 supports + diffuser (not included) codes from 30859 to 30862

30863/BI support	1	white	} 1x10W E27 LED Ø max 55 mm for diffusers n. 1-2-3	LED A+	98,00
30863/AZ support	1	light blue			
30863/GI support	1	yellow			
30863/RO support	1	red	} 1x5,3W E27 LED Ø max 55 mm for diffuser n. 4	LED A+	98,00
30863/VE support	1	green			
			} 1x14W E27 LED Ø max 55 mm for diffuser n. 5	LED A+	98,00

BULBS

5056				5,3W E27 LED	8,00
5049				10W E27 LED	9,00
5278				14W E27 LED	11,00

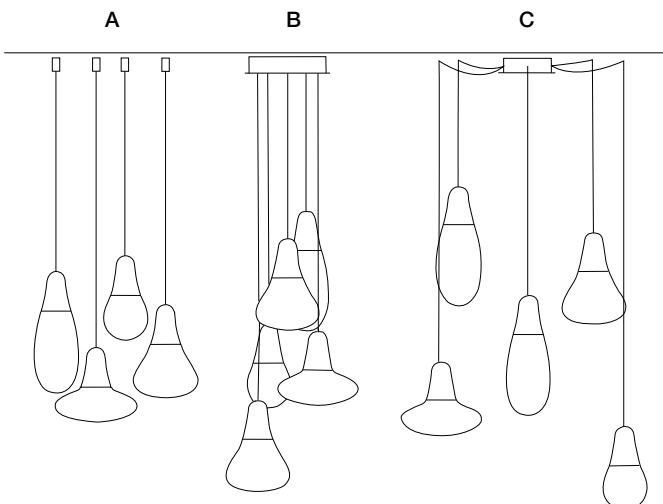
30901/BI ceiling rose	Ø 40 H 4	0,5	white	for 3 supports (code 30863 + diffusers)	78,00
30867/BI ceiling rose	Ø 40 H 4	0,5	white	for 5 supports (code 30863 + diffusers)	78,00

Spider version (C) to be composed with:

ceiling rose for the composition of 3 or 5 supports 30863 + diffuser codes from 30859 to 30862 and 30903

30864/BI ceiling rose	Ø 20 H 4	0,3	white	for 3 supports (code 30863 + diffusers)	98,00
30865/BI ceiling rose	Ø 20 H 4	0,3	white	for 5 supports (code 30863 + diffusers)	110,00

spacers included



The outdoor version is available at page 69

suspension lamps

€

Colibri

design Emiliana Martinelli

Suspension lamp with direct light in aluminium painted in black or grey.

Integrated LED light source.
Driver in the ceiling rose.

Suspension cable 3,5 m



code	dimension	Kg	colour	LED integrated/bulb	Unit price
21015/NE	Ø 6 H 26	0,5	black	6,5W LED 630lm 3000K	215,00
21015/GR	Ø 6 H 26	0,5	grey	6,5W LED 630lm 3000K	215,00



Lady Galala

design Peluffo&Partners

Modular diffused light pendant lamp consisting of 3 different satin-finish methacrylate diffusers in 4 colours and an internal support prepared for a LED bulb. Combining the three differently shaped diffusers gives various configurations (see examples).

The combination of the diffusers in different colours customises the lamp.

A monochromatic combination is also possible.

Also available in an outdoor version with a frosted glass inner screen.

Suspension cable 3,5 m




LAMP BODY

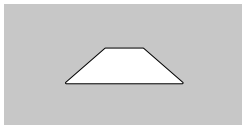
40171/BI	Ø 12 H 8,7	0,3	white	23W E27 LED	140,00
-----------------	------------	-----	-------	-------------	---------------



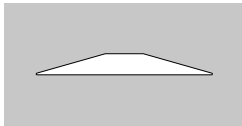
METHACRYLATE DIFFUSERS



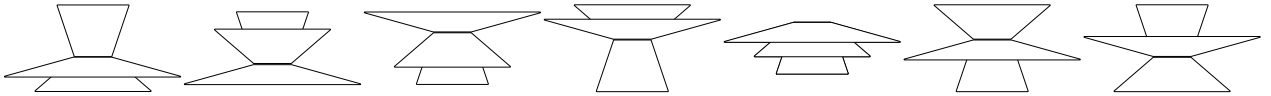
40172/BI	Ø 25 H 18	0,3	white		58,00
40172/GI	Ø 25 H 18	0,3	yellow		58,00
40172/AR	Ø 25 H 18	0,3	orange		58,00
40172/BL	Ø 25 H 18	0,3	blue		58,00



40173/BI	Ø 40 H 12	0,4	white		76,00
40173/GI	Ø 40 H 12	0,4	yellow		76,00
40173/AR	Ø 40 H 12	0,4	orange		76,00
40173/BL	Ø 40 H 12	0,4	blue		76,00



40174/BI	Ø 60 H 7	1	white		107,00
40174/GI	Ø 60 H 7	1	yellow		107,00
40174/AR	Ø 60 H 7	1	orange		107,00
40174/BL	Ø 60 H 7	1	blue		107,00



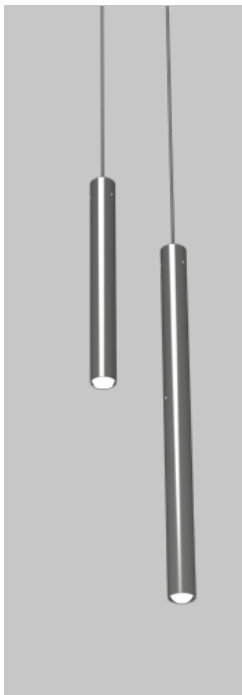
Kokouno

design studio PLS & Lorenzo Perini

Suspension lamp with direct light. Painted aluminium tubular structure available in different finishes, with cable and small box for ceiling mounting. In two lengths and two diameters. Integrated electronic driver in the ceiling rose.

Suspension cable 3,5 m

Wide or narrow optics on request.



2093/BI	Ø 5,5 H 80	1,3	white	12W LED 1230lm 3000K medium	232,00
2093/NE	Ø 5,5 H 80	1,3	black	12W LED 1230lm 3000K medium	232,00
2093/AU	Ø 5,5 H 80	1,3	pearl gold	12W LED 1230lm 3000K medium	240,00
2093/CO	Ø 5,5 H 80	1,3	corten	12W LED 1230lm 3000K medium	240,00
2093/LU	Ø 5,5 H 80	1,3	brillant	12W LED 1230lm 3000K medium	270,00
2093/50/BI	Ø 5,5 H 50	1,3	white	12W LED 1230lm 3000K medium	225,00
2093/50/NE	Ø 5,5 H 50	1,3	black	12W LED 1230lm 3000K medium	225,00
2093/50/AU	Ø 5,5 H 50	1,3	pearl gold	12W LED 1230lm 3000K medium	230,00
2093/50/CO	Ø 5,5 H 50	1,3	corten	12W LED 1230lm 3000K medium	230,00
2093/50/LU	Ø 5,5 H 50	1,3	brillant	12W LED 1230lm 3000K medium	260,00

2093/J/BI	Ø 3 H 80	1	white	4W LED 420lm 3000K medium	230,00
2093/J/NE	Ø 3 H 80	1	black	4W LED 420lm 3000K medium	230,00
2093/J/AU	Ø 3 H 80	1	pearl gold	4W LED 420lm 3000K medium	236,00
2093/J/CO	Ø 3 H 80	1	corten	4W LED 420lm 3000K medium	236,00
2093/J/LU	Ø 3 H 80	1	brillant	4W LED 420lm 3000K medium	264,00

2093/J/50/BI	Ø 3 H 50	0,8	white	4W LED 420lm 3000K medium	215,00
2093/J/50/NE	Ø 3 H 50	0,8	black	4W LED 420lm 3000K medium	215,00
2093/J/50/AU	Ø 3 H 50	0,8	pearl gold	4W LED 420lm 3000K medium	222,00
2093/J/50/CO	Ø 3 H 50	0,8	corten	4W LED 420lm 3000K medium	222,00
2093/J/50/LU	Ø 3 H 50	0,8	brillant	4W LED 420lm 3000K medium	250,00



standing lamps

Serpente

design Elio Martinelli

Standing lamp, diffused light, painted metal structure, white opal methacrylate diffuser.



code	dimension	Kg	colour	LED integrated/bulb	LED	Unit price
2131	Ø 55 H 120	25	white	1x15W E27 LED		1.650,00
2131/AU	Ø 55 H 120	25	pearl gold	1x15W E27 LED		1.950,00



Biconica

design Elio Martinelli

Standing lamp, indirect light, resin structure. With dimmer on cable. **Integrated LED light source, integrated electronic driver in the body of the lamp.**

Cable 2 m



2217/L/1/BI	Ø 30 H 173	9,5	white	28W LED 3700 lm 3000K		983,00
2217/L/1/NE	Ø 30 H 173	9,5	black	28W LED 3700 lm 3000K		983,00
2217/L/1/AU	Ø 30 H 173	9,5	pearl gold	28W LED 3700 lm 3000K		1.076,00




Biconica pol

design Emiliana Martinelli

Standing lamp, diffused light, rotational moulding white polyethylene structure. **Complete with electronic driver and dimmer integrated inside the lamp. For indoor and outdoor. Dimmable with bluetooth device** (Apple or Android app).

Cable 3 m



2217/POL/P/BD/L/1	H 195	15	white	104W LED 5320lm 2500-6700K		1.121,00
				TUNABLE WHITE		
				with remote control		
2217/POL/P/BD/BT/L/1	H 195	15	white	104W LED 5320lm 2500-6700K		1.235,00
				TUNABLE WHITE		
				bluetooth CASAMBI		
2217/POL/P/BT/L	H 195	15	white	104W LED RGB		1.280,00
				bluetooth CASAMBI		

IP 65 device
IP 44 plug



Dimmable tunable white LED 2500-6700K - bluetooth or with remote control

The Bluetooth dimmer needs the App **CASAMBI** available on **iOS** **LIGHTYOU LIKE**

or **Android** stores - Free -



Pistillone

design Emiliana Martinelli

Standing lamp, indirect light. Metal structure in lacquered aluminium in black polished colour with black Marquinia marble base.

LED light source with dimmer on the cable.



2304/NE/MAR/MR	Ø 10 H 188	8	black	31W LED 3000K		1.047,00
				black marble marquinia base		



standing lamps

€

Pistillo/P

design Emiliana Martinelli

Standing lamp, diffused light, white opal methacrylate structure, white lacquered base.

Electronic dimmable driver included. Dimming device on the cable.



code	dimension	Kg	colour	LED integrated/bulb	Unit price
2260/P/L/1/BI	H 195	7,5	white	60W LED 4700 lm 3000K	804,00



Eva

design Emiliana Martinelli

Standing lamp, diffused and indirect light. Structure in brushed aluminium. Shade fabric in black or white color, satin aluminium or lacquered in black colour structure with diffuser in black colour (NE/NE), red cable. **Dimmer included.** New version with wood structure and fabric shade.

Dimmable with switch on the cable. Only for dimmable bulb.



2270/NE	Ø 50 H 173	4,5	satin/black	1x15W E27 LED	631,00
2270/BI	Ø 50 H 173	4,5	satin/white	1x15W E27 LED	631,00
2270/NE/NE	Ø 50 H 173	4,5	black/black	1x15W E27 LED dimmable	549,00
VERSION WITH WOOD STRUCTURE					
2270/LE/NE	Ø 50 H 173	2,1	wood/black	1x15W E27 LED	636,00
2270/LE/BI	Ø 50 H 173	2,1	wood/white	1x15W E27 LED	636,00
2270/LE/BG	Ø 50 H 173	2,1	wood/beige	1x15W E27 LED dimmable	636,00

DIMMABLE LED BULB

518J	15W E27 LED 2700K	18,00
------	-------------------	-------



Eva

design Emiliana Martinelli

Standing lamp, indirect light, structure in lacquered aluminium, reflector in black fabric, red cable.

Dimmable with switch on the cable. Only for dimmable bulb.



2270/XG/NE/NE	Ø 100 H 192	12	black/black	1x20W E27 LED dimmable	1.705,00
---------------	-------------	----	-------------	----------------------------------	----------

DIMMABLE LED BULB

590X	20W E27 LED 2700K	20,00
------	-------------------	-------



Clochard

design Orlandini Design

Standing lamp with resin tabletop and metal structure in white or black colour.






















Integrated LED light source. Electronic driver on the plug.



2289/BI	36X29 H 98	1,3	white	3W LED 300 lm 3000K	400,00
2289/NE	36X29 H 98	1,3	black	3W LED 300 lm 3000K	400,00



standing lamps

		code	dimension	Kg	colour	LED integrated/bulb	Unit price
Colibri design Emiliana Martinelli Standing lamp with direct swivel 4-heads in anodized black aluminium. Integrated LED light source. Electronic driver on the plug.		2278/NE	Ø 2,5 H 170	5	anodized black	4x3W LED 4x300 lm 3000K 	979,00
		 					
Colibri design Emiliana Martinelli Standing lamp direct light, tubular structure in anodized black or anodized gold aluminium. Integrated LED light source. Electronic driver on the body lamp.		2290/NE	Ø 2,5 H 176	5	anodized black	14W LED 2300 lm 3000k 	817,00
		2290/AU 	Ø 2,5 H 176	5	anodized gold	14W LED 2300 lm 3000k 	817,00
 							
Colibri design Emiliana Martinelli Adjustable direct light floor lamp for LED light source. Tubular aluminium structure painted in black, with an articulated, swivelling head. Electronic driver on the plug.		2312/NE	Ø 2,5 H 140	4,6	black	6,5W LED 630 lm 3000k 	555,00
		2312/GI	Ø 2,5 H 140	4,6	yellow	6,5W LED 630 lm 3000k 	650,00
 							
Pin basculante design Michel Boucquillon Standing lamp, diffused light, dynamic equilibrium. Base in brushed metal, rotational moulded structure in white polyethylene material. Silicon support on the top. Integrated LED light source, complete with dimmable electronic driver.		2287/DIM/L/1/BI	Ø 38 H 195	12	white	28W LED 2000 lm 3000K 	949,00
 							

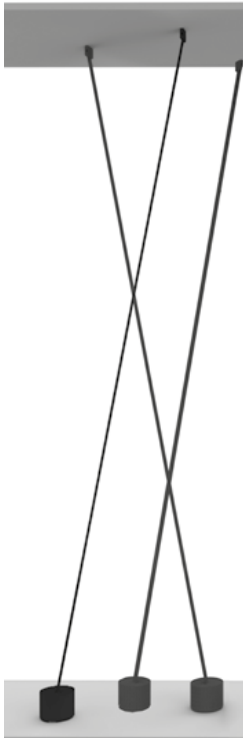
standing lamps

€

Elastica

design Studio Habits

Elastica is a lamp that stretches between the ceiling and the floor, adaptable to different heights and space requirements. It can change its slope through the special attachment fixed on the strip of elasticized fabric. It is composed of a strip of elasticized fabric that comes in different colors – red, yellow, gray, black, blue – supporting a flexible dimmable LED circuit. The lamp can be turned on and off simply by pulling the fabric strip. It is fixed at the ends to a ceiling support and to a counterweight cylindrical base in metal painted of the same color. **24V dimmable driver on the plug, dimmable.**



code	dimension	Kg	colour	LED integrated/bulb	Unit price
2301/NE	H 250/300 base Ø 13 H 8	5	black	17W LED 1775lm 2700K	480,00
2301/GR	H 250/300 base Ø 13 H 8	5	grey	17W LED 1775lm 2700K	480,00
2301/RO	H 250/300 base Ø 13 H 8	5	red	17W LED 1775lm 2700K	500,00
2301/GI	H 250/300 base Ø 13 H 8	5	yellow	17W LED 1775lm 2700K	500,00
2301/AZ	H 250/300 base Ø 13 H 8	5	light blue	17W LED 1775lm 2700K	500,00



Y3

design Simon Schmitz

A dynamic floor lamp with direct/indirect light. Thanks to the three tie rods fixed on the lamp body and connected to the three springs in the triangular base, the lamp can be tilted in any direction, always remaining perfectly balanced. The aluminum swivel LED light source reflector with swivel joint allows directing the light in any position. **Dimmable driver on the 24V plug.**



2302/NE	base Ø 45 H 200	6	black	13W 1950lm 3000K	896,00
----------------	-----------------	---	-------	------------------	---------------



L'Amica

design Emiliana Martinelli

A floor version of the l'Amica table lamp, with swivel arm and reflector to light your relaxation corner. Aluminum structure painted in the new glossy black color, with details in Living Coral or in pistachio green with details in blue. LED light source. **Dimmable driver on the plug.**



2303/NE	H 125	4,5	black	9W 900lm 2700K	404,00
2303/VE	H 125	4,5	pistachio green	9W 900lm 2700K	404,00



SPECIAL EDITIONS

page 31-36

special edition

Pipistrello gold

design Gae Aulenti, 1965-2015

On the occasion of the 50th anniversary of its production, Pipistrello is available with base and knob in the Gold plated version 24k (4 µm) limited edition 50 + 1 signed and numbered with attached certificate of guarantee. Glazed stainless steel telescope and white opal methacrylate diffuser. With integrated LED light source, electronic driver on the plug.



code	dimension	Kg	colour	LED integrated/bulb	Unit price
620/DIM/L/1/ORO	Ø 55 H 66/86	8	gold	14W LED 1400lm 2700K	on request



Cyborg texture

design Karim Rashid, 2021

A limited edition of 30 signed and numbered pieces of the Cyborg lamp. A playful striped texture in bright colours follows and enhances the shape of the lamp. Structure in painted cast aluminium, internal diffuser in white opal polycarbonate. Integrated LED light source, on/off switch with touch sensor. Electronic plug-in power supply.



825/TEXTURE/KR	Ø 20 H 31	1	texture	4,5W LED 450 lm 3000K	830,00
----------------	-----------	---	---------	-----------------------	--------



Civetta

design Emiliana Martinelli, 2007
©Archivio Crepax & Guido Crepax 2018

A tribute to Valentina, Guido Crepax's character, on the Civetta lamp by Emiliana Martinelli, a reference to the world of comics. A black texture with Valentina's face and Crepax's signature envelops the white surface of the lamp.



804/TEXTURE/VA/BI/BI	Ø 16 H 20	1	white/white	1x5W E27 LED	300,00
----------------------	-----------	---	-------------	--------------	--------



Pistillo/P

Pioppo luminoso

design Emiliana Martinelli, 2003
Texture Mauro Lovi 2021

Mauro Lovi has worked on the surface of Emiliana Martinelli's Pistillo lamp with a texture resulting from his artistic investigation of poplars and poplar groves using various techniques that he has been experimenting with in his paintings, drawings and watercolours. This is how Pioppo luminoso (Light Poplar) was born, where the brushstrokes seek out the colours of childhood games in poplar groves in the author's memory. Floor lamp providing diffused light, white methacrylate structure. Painted metal base. Complete with electronic driver. With light dimmer.



2260/P/L/1/TEX/LO	H 195	7,5	texture	60W LED 4700 lm 3000K	1.800,00
-------------------	-------	-----	---------	-----------------------	----------




special edition

Cobra scorpius

design Elio Martinelli, 1968
Emiliana Martinelli 2018

The 50-year anniversary of such an important lamp for Martinelli Luce as the Cobra designed by its founder Elio Martinelli certainly represents an important event for the company. For the occasion, a special version of the Cobra is produced, an interpretation by Emiliana Martinelli as a tribute to her father. The lamp comes in the exclusive night-blue color and is characterized by a series of holes on the cap representing the constellation of Scorpius, Elio's zodiac sign.



code	dimension	Kg	colour	LED integrated/bulb	Unit price
629/SC	Ø 40	8,5	night blue	1x12W E27 LED 	1.100,00

Cobra texture


design Elio Martinelli, 1968
Texture, 2018

To celebrate the 50th anniversary of the Cobra lamp, we decided to have its character interpreted by the designers who work with Martinelli Luce through the creation of a graphic texture to be applied to the lamp body. A tribute by all of them to Elio Martinelli who designed the lamp in 1968.


23 limited edition creations in 30 signed and numbered pieces. We also involved young designers under 35 in the project through an international competition organised in collaboration with ADI.


Alessandro Mendini



629/TEXTURE/AME	Ø 40	8,5	texture	1x12W E27 LED 	2.690,00
-----------------	------	-----	---------	---	----------


Area 17



629/TEXTURE/A17	Ø 40	8,5	texture	1x12W E27 LED 	2.690,00
-----------------	------	-----	---------	---	----------


Adolini Simonini






































629/TEXTURE/AS	Ø 40	8,5	texture	1x12W E27 LED 	2.690,00
----------------	------	-----	---------	---	----------

Alfonso Femia & Arthur Simony



629/TEXTURE/AF	Ø 40	8,5	texture	1x12W E27 LED 	2.690,00
----------------	------	-----	---------	---	----------


special edition

		code	dimension	Kg	colour	LED integrated/bulb	LED	Unit price
Angelo Micheli		629/TEXTURE/AMI	Ø 40	8,5	texture	1x12W E27 LED		2.690,00
  								
Alessandro Guerriero		629/TEXTURE/AG	Ø 40	8,5	texture	1x12W E27 LED		2.690,00
  								
Brian Sironi		629/TEXTURE/BS	Ø 40	8,5	texture	1x12W E27 LED		2.690,00
  								
Donia Maaoui		629/TEXTURE/DM	Ø 40	8,5	texture	1x12W E27 LED		2.690,00
  								
Emiliana Martinelli		629/TEXTURE/EM	Ø 40	8,5	texture	1x12W E27 LED		2.690,00
  								
Giorgio Brogi		629/TEXTURE/GB	Ø 40	8,5	texture	1x12W E27 LED		2.690,00
  								
Marc Sadler		629/TEXTURE/MS	Ø 40	8,5	texture	1x12W E27 LED		2.690,00
  								

special edition


Karim Rashid



code	dimension	Kg	colour	LED integrated/bulb	Unit price
629/TEXTURE/KR	Ø 40	8,5	texture	1x12W E27 LED 	2.690,00




Luc Ramael




629/TEXTURE/LR	Ø 40	8,5	texture	1x12W E27 LED 	2.690,00
----------------	------	-----	---------	---	----------



Marcello Morandini




629/TEXTURE/MM	Ø 40	8,5	texture	1x12W E27 LED 	2.690,00
----------------	------	-----	---------	---	----------



Lucchi & Biserni



629/TEXTURE/SLB	Ø 40	8,5	texture	1x12W E27 LED 	2.690,00
-----------------	------	-----	---------	---	----------



Marco Ghilarducci



629/TEXTURE/MG	Ø 40	8,5	texture	1x12W E27 LED 	2.690,00
----------------	------	-----	---------	---	----------



Massimo Farinatti



629/TEXTURE/MF	Ø 40	8,5	texture	1x12W E27 LED 	2.690,00
----------------	------	-----	---------	---	----------



Michel Bouquillon





629/TEXTURE/MB	Ø 40	8,5	texture	1x12W E27 LED 	2.690,00
----------------	------	-----	---------	---	----------



special edition

Paola Navone



code	dimension	Kg	colour	LED integrated/bulb	Unit price
629/TEXTURE/PN	Ø 40	8,5	texture	1x12W E27 LED 	2.690,00



Paolo Orlandini




629/TEXTURE/PO	Ø 40	8,5	texture	1x12W E27 LED 	2.690,00
----------------	------	-----	---------	---	----------



Studio Natural



629/TEXTURE/SN	Ø 40	8,5	texture	1x12W E27 LED 	2.690,00
----------------	------	-----	---------	---	----------



Luisa Bocchietto



629/TEXTURE/LB	Ø 40	8,5	texture	1x12W E27 LED 	2.690,00
----------------	------	-----	---------	--	----------



Studiòvo




629/TEXTURE/SO	Ø 40	8,5	texture	1x12W E27 LED 	2.690,00
----------------	------	-----	---------	---	----------



Elena Volpi

Winner of the Cobra Re-loaded competition, addressed to young designers and planners under 35



629/TEXTURE/EV	Ø 40	8,5	texture	1x12W E27 LED 	2.690,00
----------------	------	-----	---------	---	----------



HIGHLIGHTS

page 37-40

highlights

Ruspa

design Gae Aulenti, 1968

Table lamp, direct or indirect light, lacquered aluminium in white colour, adjustable arm on the base, independent rotation of the two reflectors.



code

dimension

Kg

colour

LED integrated/bulb

€
Unit price

633/BI

Ø 30 H 58

10,5 white

2x5W E14 LED




3.970,00

Ruspa / 4

design Gae Aulenti, 1968

Table lamp, direct or indirect light, lacquered aluminium in white colour, adjustable arms on the base, independent rotation of the eight reflectors.



633/4/BI

Ø 60 H 58

42 white

8x5W E14 LED




13.100,00

Profiterolle

design Sergio Asti, 1968

Table lamp, diffused light. Diffuser made of transparent methacrylate and polyester resin with fibre-glass, crystal color.



640

Ø 60 H 40

3 transparent

4x5W E14 LED



1.010,00

Marx

design Richard Neutra, 1928

Wall lamp, indirect light, brushed stainless steel structure, wood frame.



1285

H 90 L 16 → 32

6 satin steel

1x15W E27 LED



788,00

V.D.L.

design Richard Neutra, 1931

Standing lamp, indirect light, stainless steel structure.

Integrated LED light source.
With dimmer on cable.



2234/L/1

Ø 38 H 178

7 satin stel

17W LED 2000 lm 3000K





905,00

with dimmer on cable




highlights

	code	dimension	Kg	colour	LED integrated/bulb	Unit price
--	------	-----------	----	--------	---------------------	------------


Cellule design Donia Maaoui Boucquillon et Michel Boucquillon, 2015	1427	60 x 60 → 10	5	white	20W LED 1500 lm 3000K 	588,00
	1427/G	110 x 110 → 10	20	white	60W LED 4500 lm 3000K 	2.463,00

Wall lamp, indirect light, a play on light and shadows. White lacquered aluminium structure laser cut. **LED light source and integrated electronic driver into the body of the lamp.**



Available in two dimensions.



Elos design Marcello Morandini, 2021	1347/Q/DIM/L/1	60x60 → 25		specchiato	12W LED 1400lm 3000K 	760,00
--	----------------	------------	--	------------	--	--------

Wall lamp with diffused light. Formed by a square mirror and a hemisphere diffuser in the center which, when reflected, becomes a sphere. Integrated LED light source. Complete with dimmable electronic driver.



ARCHITECTURAL

page 41-66

Circular Pol

design Emiliana Martinelli

€

CIRCULAR POL SUSPENSION LAMP

Suspension lamp, diffused light, white polyethylene structure made by rotational moulding. **Integrated LED light source. With electronic dimmable drivers.**



code	dimension	Kg	colour	LED integrated/bulb	Unit price
2057/DIM/L/1/BI	Ø 150 H 14	20	white	105W LED 10.000 lm 3000K	2.240,00
2057/J/DIM/L/1/BI	Ø 90 H 14	8	white	60W LED 6750 lm 3000K	1.433,00
2057/XS/DIM/L/1/BI	Ø 52 H 10	3,5	white	26W LED 3200 lm 3000K	628,00



suspension cables 5 m

dimmable Push/Dali

CIRCULAR POL CEILING/WALL

Ceiling/wall lamp, diffused light, white polyethylene structure in rotational moulding. **Integrated LED light source. With electronic dimmable drivers.**



2878/DIM/L/1/BI	Ø 52 H 10	3,5	white	26W LED 3200 lm 3000K	573,00
-----------------	-----------	-----	-------	-----------------------	--------



Circular Pol XXL

design Emiliana Martinelli

MODULES

Modular system: angular, linear, curve modular device light for different configurations, steel suspension cables, rotational moulding with polyethylene material connected by a metal joint for coupling.



LINEAR MODULE					
40828/L/1/BI	L120x33 H20	8	white	60W LED 6750 lm 3000K	1.240,00

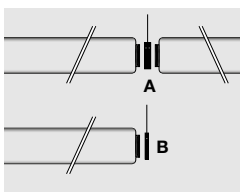


CURVE MODULE 45°					
40829/L/1/BI	L120x33 H20	8	white	60W LED 6750 lm 3000K	1.274,00



suspension cables 5 m

CURVE MODULE 90°					
40854/L/1/BI	L50x50 H20	4	white	20W LED 2250 lm 3000K	733,00



JOINTS

40831/GR	intermediate joint (A)	89,00
40830/GR	terminal joint (B)	89,00
40834	electric joint 5 conductors	35,00
40835/BI	ceiling rose	89,00



suspension cables 5 m

CIRCULAR POL XXL SQUARE

Diffused modular device light, composed with 4 linear units, 4 right angles and joints. **Integrated LED light source. Dimmable electronic drivers inside the units.**




SQUARE COMPOSITION					
2057/XXL/Q/DIM/L/1/BI	L226x226x33 H20	53	white	4x60W + 4x20W LED 36.000 lm 3000K	8.197,00



suspension cables 5 m

CIRCULAR POL XXL CIRCULAR

Diffused modular device light, composed by 8 curve units + joints, hanged with steel cables, rotational moulded structure, polyethylene material. **Integrated LED light source. Electronic drivers inside the units.**



CIRCULAR COMPOSITION					
2057/XXL/DIM/L/1/BI	Ø 350 L 33 H 20	69	white	8x60W LED 54.000 lm 3000K	11.197,00



suspension cables 5 m

Mamba

design Emiliana Martinelli

Suspension composed system, diffused light. The system is composed by curved modules and linear modules in white polyethylene rotational moulded. The modules combination, through an aluminium joint, allows to create a linear or curvy ways or circular elements of 70/95/180/352cm of diameter and squares or rectangular shapes. **Integrated LED light source, electronic drivers inserted into the ceiling rose or into the false ceiling.** **Dimmable Push/Dali, triac 5 wires, 0-10V e 1-10V.**

Suspension cables 3.5 m



fig. 1



code	dimension	Kg	colour	LED integrated/bulb	Unit price
CURVE MODULE 30°					
40135/BI	Ø 10 L 86	1,5	white	25W LED 3000lm 3000K	400,00
40135/2700/BI	Ø 10 L 86	1,5	white	25W LED 3000lm 2700K	400,00
40135/4000/BI	Ø 10 L 86	1,5	white	25W LED 3000lm 4000K	400,00
CURVE MODULE 60°					
40020/BI	Ø 10 L 77	1,5	white	25W LED 3000lm 3000K	390,00
40020/2700/BI	Ø 10 L 77	1,5	white	25W LED 3000lm 2700K	390,00
40020/4000/BI	Ø 10 L 77	1,5	white	25W LED 3000lm 4000K	390,00
CURVE MODULE 90°					
40053/BI	Ø 10 L 35	1,5	white	12,5W LED 1500lm 3000K	310,00
40053/2700/BI	Ø 10 L 35	1,5	white	12,5W LED 1500lm 2700K	310,00
40053/4000/BI	Ø 10 L 35	1,5	white	12,5W LED 1500lm 4000K	310,00
CURVE MODULE 120°					
40021/BI	Ø 10 L 70	1,5	white	25W LED 3000lm 3000K	400,00
40021/2700/BI	Ø 10 L 70	1,5	white	25W LED 3000lm 2700K	400,00
40021/4000/BI	Ø 10 L 70	1,5	white	25W LED 3000lm 4000K	400,00
LINEAR MODULE					
40022/BI	Ø 10 L 88	1,5	white	25W LED 3000lm 3000K	355,00
40022/2700/BI	Ø 10 L 88	1,5	white	25W LED 3000lm 2700K	355,00
40022/4000/BI	Ø 10 L 88	1,5	white	25W LED 3000lm 4000K	355,00




fig. 2



fig. 3

ROSE complete with electronic driver to be inserted in the false ceiling (or to be fixed to the ceiling) for up to 6 modules - linear and sinuous paths (Fig.1)					
40025/DIM/BI	35 X 14	1	white	150W 230/24V dimmable	235,00
40025/BI	35 X 14	1	white	150W 230/24V non dimmable	180,00
ROSE complete with electronic driver for ring composition to be fixed to the ceiling Ø70 (n°4 curve modules 40053 - 90°)					
40124/DIM/BI	Ø 21	1,5	white	75W 230/24V dimmable	260,00
40124/BI	Ø 21	1,5	white	75W 230/24V non dimmable	215,00
ROSE complete with electronic driver for ring composition to be fixed to the ceiling Ø95 (fig.2) (n°3 curve modules 40021 - 120°)					
40023/DIM/BI	Ø 21	1,5	white	150W 230/24V dimmable	280,00
40023/BI	Ø 21	1,5	white	150W 230/24V non dimmable	240,00
ROSE complete with electronic driver for ring composition to be fixed to the ceiling Ø180 (fig.3) (n°6 curve modules 40020 - 60°)					
40024/DIM/BI	Ø 34	1	white	150W 230/24V dimmable	360,00
40024/BI	Ø 34	1	white	150W 230/24V non dimmable	320,00
ROSE complete with electronic driver for ring composition to be fixed to the ceiling Ø352 (n°12 curve modules 40135 - 30°) or free compositions					
40147/DIM/BI	Ø 34	1	white	300W 230/24V dimmable	420,00
40147/BI	Ø 34	1	white	300W 230/24V non dimmable	345,00
CEILING ROSE FOR SQUARE, OVAL AND LINEAR VERSIONS complete of electronic driver vertical suspension cables					
40023.1/DIM/BI	Ø 21	1,5	white	75W 230/24V dimmable	245,00
40023.1/BI	Ø 21	1,5	white	75W 230/24V non dimmable	204,00
40024.1/DIM/BI	Ø 34	1	white	150W dimmable	349,00
40024.1/BI	Ø 34	1	white	150W non dimmable	295,00
40147.1/DIM/BI	Ø 34	1	white	300W 230/24V dimmable	390,00
40147.1/BI	Ø 34	1	white	300W 230/24V non dimmable	345,00

The choice of ceiling rose code is linked to the sum of the watts of the individual rings and the type of dimming.



A



B

CONNECTION JOINT for linear or curve modules for suspension					
40026/BI for suspension cable (A)	0,05	white	intermediate joint and suspension cable 3,5 m		58,00
40027/BI for suspension cable (A)	0,05	white	terminal joint and suspension cable 3,5 m		58,00
CONNECTION JOINT for linear or curve modules for ceiling					
40047/BI to fix it to the ceiling (B)	0,05	white	intermediate joint with support to fix to the ceiling		80,00
40048/BI to fix it to the ceiling (B)	0,05	white	terminal joint with support to fix to the ceiling		80,00
40028/BI electronic connection for modules		white			8,00

Suspension lamp with diffused light. White, black, pearl gold or copper aluminum structure. White opal methacrylate diffuser. Different diameters (120/80/50), suspension with power cable to be connected to a box and fixed on the ceiling. As a single piece or for a composition of 2 to 6 Lunaop rings.

**Integrated LED light source (3000K, 2700K or 4000K).
Integrated electronic driver in the ceiling box.**

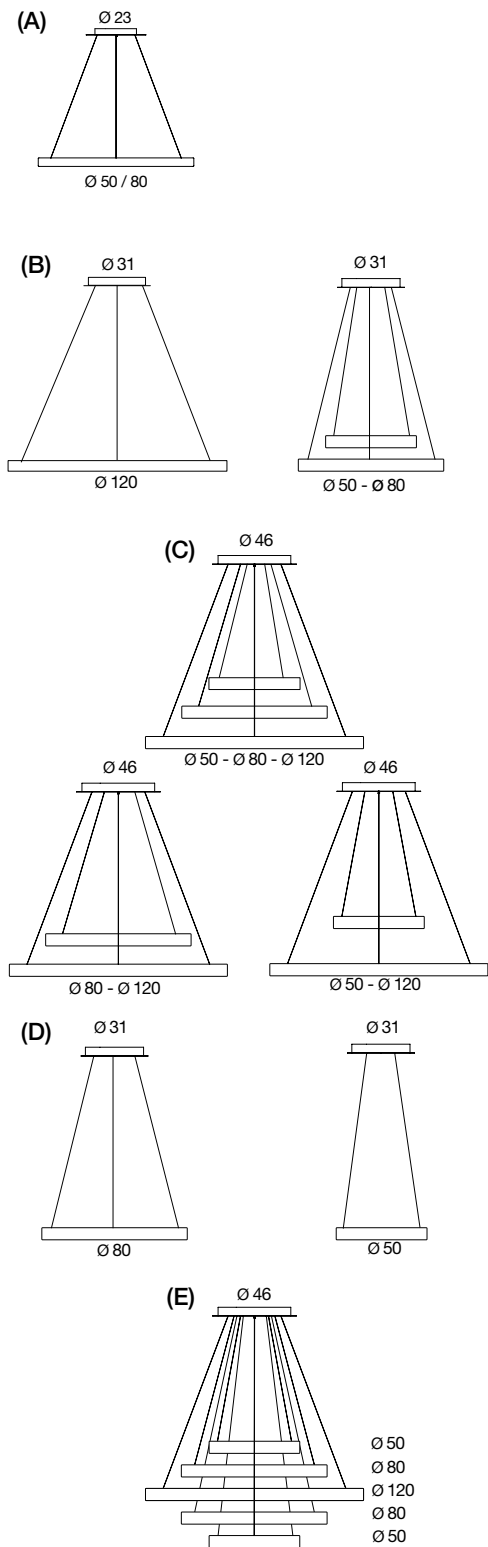
Suspension cables 3,5 m.



code	dimension	Kg	colour	LED integrated/bulb		Unit price
Body lamp with power cables to connect to different boxes to compose the versions from 1 up to 6 Lunaop with LED 3000K, 2700K or 4000K						
LED VERSION 3000K						
40003/3000/BI	Ø 120 H 6,5	5	white	108W LED 8400 lm 3000K		1.348,00
40003/3000/NE	Ø 120 H 6,5	5	black	108W LED 8400 lm 3000K		1.348,00
40003/3000/AU	Ø 120 H 6,5	5	pearl gold	108W LED 8400 lm 3000K		1.397,00
40003/3000/CU	Ø 120 H 6,5	5	copper	108W LED 8400 lm 3000K		1.397,00
40002/3000/BI	Ø 80 H 6,5	3	white	72W LED 5600 lm 3000K		600,00
40002/3000/NE	Ø 80 H 6,5	3	black	72W LED 5600 lm 3000K		600,00
40002/3000/AU	Ø 80 H 6,5	3	pearl gold	72W LED 5600 lm 3000K		626,00
40002/3000/CU	Ø 80 H 6,5	3	copper	72W LED 5600 lm 3000K		626,00
40001/3000/BI	Ø 50 H 6,5	2	white	48W LED 3700 lm 3000K		386,00
40001/3000/NE	Ø 50 H 6,5	2	black	48W LED 3700 lm 3000K		386,00
40001/3000/AU	Ø 50 H 6,5	2	pearl gold	48W LED 3700 lm 3000K		400,00
40001/3000/CU	Ø 50 H 6,5	2	copper	48W LED 3700 lm 3000K		400,00
LED VERSION 2700K						
40003/2700/BI	Ø 120 H 6,5	5	white	108W LED 8400 lm 2700K		1.348,00
40003/2700/NE	Ø 120 H 6,5	5	black	108W LED 8400 lm 2700K		1.348,00
40003/2700/AU	Ø 120 H 6,5	5	pearl gold	108W LED 8400 lm 2700K		1.397,00
40003/2700/CU	Ø 120 H 6,5	5	copper	108W LED 8400 lm 2700K		1.397,00
40002/2700/BI	Ø 80 H 6,5	3	white	72W LED 5600 lm 2700K		600,00
40002/2700/NE	Ø 80 H 6,5	3	black	72W LED 5600 lm 2700K		600,00
40002/2700/AU	Ø 80 H 6,5	3	pearl gold	72W LED 5600 lm 2700K		626,00
40002/2700/CU	Ø 80 H 6,5	3	copper	72W LED 5600 lm 2700K		626,00
40001/2700/BI	Ø 50 H 6,5	2	white	48W LED 3700 lm 2700K		386,00
40001/2700/NE	Ø 50 H 6,5	2	black	48W LED 3700 lm 2700K		386,00
40001/2700/AU	Ø 50 H 6,5	2	pearl gold	48W LED 3700 lm 2700K		400,00
40001/2700/CU	Ø 50 H 6,5	2	copper	48W LED 3700 lm 2700K		400,00
LED VERSION 4000K						
40003/4000/BI	Ø 120 H 6,5	5	white	108W LED 8400 lm 4000K		1.348,00
40003/4000/NE	Ø 120 H 6,5	5	black	108W LED 8400 lm 4000K		1.348,00
40003/4000/AU	Ø 120 H 6,5	5	pearl gold	108W LED 8400 lm 4000K		1.397,00
40003/4000/CU	Ø 120 H 6,5	5	copper	108W LED 8400 lm 4000K		1.397,00
40002/4000/BI	Ø 80 H 6,5	3	white	72W LED 5600 lm 4000K		600,00
40002/4000/NE	Ø 80 H 6,5	3	black	72W LED 5600 lm 4000K		600,00
40002/4000/AU	Ø 80 H 6,5	3	pearl gold	72W LED 5600 lm 4000K		626,00
40002/4000/CU	Ø 80 H 6,5	3	copper	72W LED 5600 lm 4000K		626,00
40001/4000/BI	Ø 50 H 6,5	2	white	48W LED 3700 lm 4000K		386,00
40001/4000/NE	Ø 50 H 6,5	2	black	48W LED 3700 lm 4000K		386,00
40001/4000/AU	Ø 50 H 6,5	2	pearl gold	48W LED 3700 lm 4000K		400,00
40001/4000/CU	Ø 50 H 6,5	2	copper	48W LED 3700 lm 4000K		400,00
BLUEDIMM						
40017				bluedimm device for lunaop to be inserted into the ceiling rose		130,00

The choice of the rose code is related to the sum of the watts of the different rings and the type of dimmeration.
Ex: 3 suspension ring Ø 80 3x72 W = 216 W rose type C (code 40010 or 40011 if dimmable) 2x150W

Examples



Ceiling roses for the connection of the lamp bodies

CEILING ROSE FOR 1 LUNAOP Ø 50 - Ø 80 (A)

40004/BI	Ø 23	0,8	white	75W non dimmable for 1 Lunaop	167,00
40004/NE	Ø 23	0,8	black	75W non dimmable for 1 Lunaop	167,00
40004/AU	Ø 23	0,8	pearl gold	75W non dimmable for 1 Lunaop	184,00
40004/CU	Ø 23	0,8	copper	75W non dimmable for 1 Lunaop	184,00
40005/BI	Ø 23	0,8	white	75W dimmable for 1 Lunaop	240,00
40005/NE	Ø 23	0,8	black	75W dimmable for 1 Lunaop	240,00
40005/AU	Ø 23	0,8	pearl gold	75W dimmable for 1 Lunaop	263,00
40005/CU	Ø 23	0,8	copper	75W dimmable for 1 Lunaop	263,00

dimmable Push/Dali, triac 5 wires, 0-10V et 1-10V

CEILING ROSE FOR 1/2 LUNAOP (B)

40007/BI	Ø 31	1,3	white	150W non dimmable for 1/2 Lunaop	224,00
40007/NE	Ø 31	1,3	black	150W non dimmable for 1/2 Lunaop	224,00
40007/AU	Ø 31	1,3	pearl gold	150W non dimmable for 1/2 Lunaop	244,00
40007/CU	Ø 31	1,3	copper	150W non dimmable for 1/2 Lunaop	244,00
40008/BI	Ø 31	1,5	white	150W dimmable for 1/2 Lunaop	315,00
40008/NE	Ø 31	1,5	black	150W dimmable for 1/2 Lunaop	315,00
40008/AU	Ø 31	1,5	pearl gold	150W dimmable for 1/2 Lunaop	335,00
40008/CU	Ø 31	1,5	copper	150W dimmable for 1/2 Lunaop	335,00

dimmable Push/Dali, triac 5 wires, 0-10V et 1-10V

CEILING ROSE FOR 2/3 LUNAOP (C)

40010/BI	Ø 46	2,1	white	2x150W non dimmable for 2/3 Lunaop	428,00
40010/NE	Ø 46	2,1	black	2x150W non dimmable for 2/3 Lunaop	428,00
40010/AU	Ø 46	2,1	pearl gold	2x150W non dimmable for 2/3 Lunaop	460,00
40010/CU	Ø 46	2,1	copper	2x150W non dimmable for 2/3 Lunaop	460,00
40011/BI	Ø 46	2,5	white	2x150W dimmable for 2/3 Lunaop	569,00
40011/NE	Ø 46	2,5	black	2x150W dimmable for 2/3 Lunaop	569,00
40011/AU	Ø 46	2,5	pearl gold	2x150W dimmable for 2/3 Lunaop	603,00
40011/CU	Ø 46	2,5	copper	2x150W dimmable for 2/3 Lunaop	603,00

dimmable Push/Dali, triac 5 wires, 0-10V et 1-10V

CEILING ROSE FOR 1 LUNAOP Ø 50 - Ø 80 (D)

40013/BI	Ø 31	1,1	white	max 75W dimmable Triac for 1 Lunaop	257,00
40013/NE	Ø 31	1,1	black	max 75W dimmable Triac for 1 Lunaop	257,00
40013/AU	Ø 31	1,1	pearl gold	max 75W dimmable Triac for 1 Lunaop	283,00
40013/CU	Ø 31	1,1	copper	max 75W dimmable Triac for 1 Lunaop	283,00

CEILING ROSE FOR 1 LUNAOP Ø 120 (D)

40182/BI	Ø 31	1,5	white	max 150W dimmable Triac for 1/2 Lunaop	315,00
40182/NE	Ø 31	1,5	black	max 150W dimmable Triac for 1/2 Lunaop	315,00
40182/AU	Ø 31	1,5	pearl gold	max 150W dimmable Triac for 1/2 Lunaop	335,00
40182/CU	Ø 31	1,5	copper	max 150W dimmable Triac for 1/2 Lunaop	335,00

dimmable triac 3 wires

CEILING ROSE FOR 4/6 LUNAOP (E)

40014/BI	Ø 46	2,7	white	3x150W non dimmable for 4/6 Lunaop	559,00
40014/NE	Ø 46	2,7	black	3x150W non dimmable for 4/6 Lunaop	559,00
40014/AU	Ø 46	2,7	pearl gold	3x150W non dimmable for 4/6 Lunaop	586,00
40014/CU	Ø 46	2,7	copper	3x150W non dimmable for 4/6 Lunaop	586,00
40015/BI	Ø 46	2,7	white	3x150W dimmable for 4/6 Lunaop	755,00
40015/NE	Ø 46	2,7	black	3x150W dimmable for 4/6 Lunaop	755,00
40015/AU	Ø 46	2,7	pearl gold	3x150W dimmable for 4/6 Lunaop	790,00
40015/CU	Ø 46	2,7	copper	3x150W dimmable for 4/6 Lunaop	790,00

dimmable Push/Dali, triac 5 wires, 0-10V et 1-10V

BUILT-IN POWER SUPPLY FOR LUNAOP WITHOUT ROSE

40004.1/BI	35,5X14 H5	0,8	white	max 75W non dimmable	180,00
40005.1/BI	35,5X14 H5	0,8	white	max 75W dimmable	255,00
40007.1/BI	35,5X14 H5	0,8	white	max 150W non dimmable	280,00
40008.1/BI	35,5X14 H5	0,8	white	max 150W dimmable	358,00




Lunaop

design Emiliana Martinelli

LUNAOP WALL/CEILING LAMPS

Ceiling or wall lamp with diffused light, white lacquered aluminium structure. White opal methacrylate diffuser.

Integrated LED light source and dimmable Push/Dali, triac 5 wires, 0-10V and 1-10V electronic driver included.



code	dimension	Kg	colour	LED integrated/bulb	Unit price
2886/G/DIM/BI	Ø 120 H 6,5	5	white	108W LED 8400lm 3000K	1.586,00
2886/DIM/BI	Ø 80 H 6,5	3	white	72W LED 5600lm 3000K	787,00
2886/J/DIM/BI	Ø 50 H 6,5	2	white	48W LED 3700lm 3000K	598,00



dimmable Push/Dali, triac 5 wires, 0-10V and 1-10V.




Luna

design Emiliana Martinelli

LUNA CEILING/WALL

Ceiling lamp diffused light, aluminium structure, methacrylate superior ring in methacrylate material. Colors: white or orange, white opal methacrylate diffuser, ring diffuser. **Integrated LED light source.**

Complete of dimmable electronic drivers.



VERSION WITH METHACRYLATE UPPER RING (direct/indirect light)

2862/M/DIM/L/1/BI/BI	Ø 80 H 12	9	white/white	79W LED 9100 lm 3000K dimable Push/Dali	1.120,00
2862/M/DIM/L/1/BI/AR	Ø 80 H 12	9	white/orange	79W LED 9100 lm 3000K dimable Push/Dali	1.160,00
2862/J/DIM/L/1/BI/BI	Ø 50 H 12	6	white/white	21W LED 2650 lm 3000K dimable Push/Dali	580,00
2862/J/DIM/L/1/BI/AR	Ø 50 H 12	6	white/orange	21W LED 2650 lm 3000K dimable Push/Dali	602,00



VERSION WITH ALUMINUM UPPER RING (direct light)

2862/DIM/L/1/BI	Ø 80 H 12	9	white	79W LED 9100 lm 3000K dimable Push/Dali	990,00
2862/J/DIM/L/1/BI	Ø 50 H 12	6	white	21W LED 2650 lm 3000K dimable Push/Dali	510,00



on request with emergency kit




Circular Slim

design Emiliana Martinelli

Suspension lamp, indirect light, in lacquered aluminium color white, pearl gold or copper, three sizes. **Electronic dimmable Push/Dali driver inside the ceiling rose.**

Available on request with dynamic white.

Suspension cables 3,5 m



2004/SL/125/DIM/L/1/BI	Ø 125 H 3	6	white	112W LED 13500 lm 3000K	1.323,00
2004/SL/125/DIM/L/1/AU	Ø 125 H 3	6	pearl gold	112W LED 13500 lm 3000K	1.379,00
2004/SL/125/DIM/L/1/CU	Ø 125 H 3	6	copper	112W LED 13500 lm 3000K	1.379,00
2004/SL/95/DIM/L/1/BI	Ø 95 H 3	5	white	75W LED 9000 lm 3000K	1.131,00
2004/SL/95/DIM/L/1/AU	Ø 95 H 3	5	pearl gold	75W LED 9000 lm 3000K	1.175,00
2004/SL/95/DIM/L/1/CU	Ø 95 H 3	5	copper	75W LED 9000 lm 3000K	1.175,00
2004/SL/65/DIM/L/1/BI	Ø 65 H 3	4	white	50W LED 6000 lm 3000K	881,00
2004/SL/65/DIM/L/1/AU	Ø 65 H 3	4	pearl gold	50W LED 6000 lm 3000K	915,00
2004/SL/65/DIM/L/1/CU	Ø 65 H 3	4	copper	50W LED 6000 lm 3000K	915,00




Pistillo

design Emiliana Martinelli

Suspension lamp, diffused light, opal white methacrylate tube, hanged with 2 steel cables or 1 steel cable (vertical position). **Complete with electronic dimmable driver in ceiling rose**

Dimmer: Push, Dali, Triac, 0-10V, 1-10V

Suspension cables H 3,5 m



2063/L/1	Ø 12 L 180	5	white	60W LED 4700 lm 3000K	730,00
2063/DIM/L/1	Ø 12 L 180	5	white	60W LED 4700 lm 3000K dimable DALI	826,00
PISTILLO LED RGB					
2063/L	Ø 12 L 180	5	white	100W LED 11000 lm RGB dimable DALI	1.028,00



Suspension cables H 3,5 m




Loop

design Emiliana Martinelli

CIRCULAR LOOP

Suspension lamp, diffused light, composed with curved modules and white, black, pearl gold or copper colored extruded aluminium sectors. The union of those sectors offers rings of different diameters, hanged by stainless steel cables. White opal polycarbonate diffuser. **Integrated LED light source. Electronic dimmable Push/Dali, triac 5 wires, 0-10V and 1-10V driver inside the ceiling rose or inside the false ceiling. Available on request 2700K, 4000K.**



**Rose for Loop
Ø 160 and Ø 200
1x Ø 28 H 6**

**Rose for Loop Ø 300
2x Ø 28 H 6**

Suspension cables 3,5 m



0-10V 1-10V Triac 5



code	dimension	Kg	colour	LED integrated/bulb	Unit price
21003/500/DIM/BI	Ø 500 H 8	32	white	540W LED 52504 lm 3000K	on request
21003/500/DIM/NE	Ø 500 H 8	32	black	540W LED 52504 lm 3000K	on request
21003/500/DIM/AU	Ø 500 H 8	32	pearl gold	540W LED 52504 lm 3000K	on request
21003/500/DIM/CU	Ø 500 H 8	32	copper	540W LED 52504 lm 3000K	on request
21003/400/DIM/BI	Ø 400 H 8	20	white	433W LED 42100 lm 3000K	on request
21003/400/DIM/NE	Ø 400 H 8	20	black	433W LED 42100 lm 3000K	on request
21003/400/DIM/AU	Ø 400 H 8	20	pearl gold	433W LED 42100 lm 3000K	on request
21003/400/DIM/CU	Ø 400 H 8	20	copper	433W LED 42100 lm 3000K	on request
21003/300/DIM/BI	Ø 300 H 8	32	white	325W LED 31600 lm 3000K	4.002,00
21003/300/DIM/NE	Ø 300 H 8	32	black	325W LED 31600 lm 3000K	4.495,00
21003/300/DIM/AU	Ø 300 H 8	32	pearl gold	325W LED 31600 lm 3000K	4.712,00
21003/300/DIM/CU	Ø 300 H 8	32	copper	325W LED 31600 lm 3000K	4.712,00
21003/200/DIM/BI	Ø 200 H 8	20	white	216W LED 21000 lm 3000K	2.798,00
21003/200/DIM/NE	Ø 200 H 8	20	black	216W LED 21000 lm 3000K	3.165,00
21003/200/DIM/AU	Ø 200 H 8	20	pearl gold	216W LED 21000 lm 3000K	3.290,00
21003/200/DIM/CU	Ø 200 H 8	20	copper	216W LED 21000 lm 3000K	3.290,00
21003/160/DIM/BI	Ø 160 H 8	16	white	173 LED 17000 lm 3000K	2.590,00
21003/160/DIM/NE	Ø 160 H 8	16	black	173 LED 17000 lm 3000K	2.947,00
21003/160/DIM/AU	Ø 160 H 8	16	pearl gold	173 LED 17000 lm 3000K	3.070,00
21003/160/DIM/CU	Ø 160 H 8	16	copper	173 LED 17000 lm 3000K	3.070,00

SQUARE LOOP

Suspension lamp, diffused light, composed by linear sections and curved sections in lacquered aluminum, available in white, black, pearl gold or copper colour. White opal polycarbonate diffuser. **Electronic dimmable Push/Dali, triac 5 wires, 0-10V and 1-10V driver inside the false ceiling or inside the ceiling rose. Available on request 2700K, 4000K.**



**Rose for Loop 170x170
1x Ø 28 H 6**

**Rose for Loop 250x250
2x Ø 28 H 6**

Suspension cables 3,5 m



0-10V 1-10V Triac 5



21006/170/DIM/BI	L 170x170 H 8	18,5	white	207W LED 20100 lm 3000K	2.640,00
21006/170/DIM/NE	L 170x170 H 8	18,5	black	207W LED 20100 lm 3000K	3.115,00
21006/170/DIM/AU	L 170x170 H 8	18,5	pearl gold	207W LED 20100 lm 3000K	3.270,00
21006/170/DIM/CU	L 170x170 H 8	18,5	copper	207W LED 20100 lm 3000K	3.270,00
21006/250/DIM/BI	L 250x250 H 8	28	white	329W LED 32000 lm 3000K	4.060,00
21006/250/DIM/NE	L 250x250 H 8	28	black	329W LED 32000 lm 3000K	4.800,00
21006/250/DIM/AU	L 250x250 H 8	28	pearl gold	329W LED 32000 lm 3000K	5.060,00
21006/250/DIM/CU	L 250x250 H 8	28	copper	329W LED 32000 lm 3000K	5.060,00

LOOP RECTANGULAR

**Ceiling rose dimensions
for rectangular Loop
2 x Ø 28 H 6**

Suspension cables 3,5 m



0-10V 1-10V Triac 5




21010/DIM/BI	L 170x370 H 8	32	white	374W LED 36600 lm 3000K	3.775,00
21010/DIM/NE	L 170x370 H 8	32	black	374W LED 36600 lm 3000K	4.330,00
21010/DIM/AU	L 170x370 H 8	32	pearl gold	374W LED 36600 lm 3000K	4.460,00
21010/DIM/CU	L 170x370 H 8	32	copper	374W LED 36600 lm 3000K	4.460,00

Loop spot

design Emiliana Martinelli

Loop spot

The Loop system is composed of suspension rings of different sizes, round or square, with diffused LED light source inside or outside the ring. Structure in extruded aluminum painted in white, black, pearl gold or copper colour. Each ring is composed of modules joined together through internal joints in order to be able to intersect them, if desired. Each square is made up of linear elements (available in two different lengths) plus curves. Today, this system has been expanded with a series of spotlights, in the single version or a maximum of three, to be fixed through a mounting knob support to the internal or external light version of the Loop system.



code	dimension	Kg	colour	LED integrated/bulb	Unit price
SINGLE SPOT					
40088/BI	L 6 H 18 P 15	0,5	white	9W 1100lm 3000K	284,00
40088/NE	L 6 H 18 P 15	0,5	black	9W 1100lm 3000K	284,00
40088/AU	L 6 H 18 P 15	0,5	pearl gold	9W 1100lm 3000K	293,00
40088/CU	L 6 H 18 P 15	0,5	copper	9W 1100lm 3000K	293,00
3 SPOTLIGHTS GROUP FOR LOOP Ø 200					
40091/BI	L 30 H 18 P 15	1,8	white	3x9W 3x1100lm 3000K	797,00
40091/NE	L 30 H 18 P 15	1,8	black	3x9W 3x1100lm 3000K	797,00
40091/AU	L 30 H 18 P 15	1,8	pearl gold	3x9W 3x1100lm 3000K	810,00
40091/CU	L 30 H 18 P 15	1,8	copper	3x9W 3x1100lm 3000K	810,00
3 SPOTLIGHTS GROUP FOR LOOP Ø 300					
40093/BI	L 30 H 18 P 15	1,8	white	3x9W 3x1100lm 3000K	797,00
40093/NE	L 30 H 18 P 15	1,8	black	3x9W 3x1100lm 3000K	797,00
40093/AU	L 30 H 18 P 15	1,8	pearl gold	3x9W 3x1100lm 3000K	810,00
40093/CU	L 30 H 18 P 15	1,8	copper	3x9W 3x1100lm 3000K	810,00
DRIVER FOR 5 SPOTS GROUP REMOTE OR TO BE PLACED INSIDE THE CEILING ROSE - 60W 230V					
40096		0,5	white	60W - 230V	84,00
CEILING ROSE WITH 2 DRIVERS FOR 2 LINES OF MAX 2X5 SPOTS - 2X60W 230V					
40097/BI		1,9	white	2x60W - 230V	285,00
40097/NE		1,9	black	2x60W - 230V	285,00
40097/AU		1,9	pearl gold	2x60W - 230V	296,00
40097/CU		1,9	copper	2x60W - 230V	296,00
ANTI GLARE RING					
40128/BI	Ø 6 H 8		white		22,00
40128/NE	Ø 6 H 8		black		22,00
40128/AU	Ø 6 H 8		pearl gold		27,00
40128/CU	Ø 6 H 8		copper		27,00



Duemilatre

design Elio Martinelli - Emiliana Martinelli

Suspension device, direct and indirect light, anthracite aluminium structure.

Integrated LED light source.



2003/50/DIM/L/1/AN	Ø 50 H 66	12	anthracite	55W dir. + 38W ind. LED 3000K	on request
---------------------------	-----------	----	------------	-------------------------------	-------------------



Total height 190 cm



Condor

design Emiliana Martinelli

Suspension device, direct light, grey or anthracite aluminum structure. Special red lacquered aluminum support. **High efficiency LED light source.**

Suspension cable 3,5 m.



2085/DIM/L/1/AN	Ø 50 H 53	7	anthracite	60W LED 7000 lm 3000K	784,00
2085/J/DIM/L/1/AN	Ø 42 H 44	7	anthracite	40W LED 4600 lm 3000K	702,00



Power supply source integrated into the ceiling support



Lent

design Yonoh Creative Studio

Suspension lamp which develops the theme of sound comfort by means of a spotlight covered with a special soundproof material and fabric able to absorb the acoustic waves thus slowing down its reflection. **Central spot with integrated LED light source.** Available in three colours: grey, mustard and moss green. **Electronic dimmable Push/Dali driver integrated inside the ceiling box.**

Also available with dark-light screen UGR<19

Suspension cables 3,5 m



code	dimension	Kg	colour	LED integrated/bulb	Unit price
21001/DIM/GI	Ø 110 H 25	9	yellow	17,5W LED 2200lm 3000K	1.320,00
21001/DIM/GR	Ø 110 H 25	9	grey	17,5W LED 2200lm 3000K	1.320,00
21001/DIM/VE	Ø 110 H 25	9	green	17,5W LED 2200lm 3000K	1.320,00
WITH DARK-LIGHT SCREEN UGR <19					
21001/DIM/DK/GI	Ø 110 H 25	9	yellow	17,5W LED 2200lm 3000K	1.358,00
21001/DIM/DK/GR	Ø 110 H 25	9	grey	17,5W LED 2200lm 3000K	1.358,00
21001/DIM/DK/VE	Ø 110 H 25	9	green	17,5W LED 2200lm 3000K	1.358,00
UGR<19					
Electronic dimmable driver Push/Dali					
ONLY REFLECTOR WITH SOUNDPROOF MATERIAL (NO LIGHT)					
40133/GI	Ø 110 H 9	3	yellow		540,00
40133/GR	Ø 110 H 9	3	grey		540,00
40133/VE	Ø 110 H 9	3	green		540,00

Hush

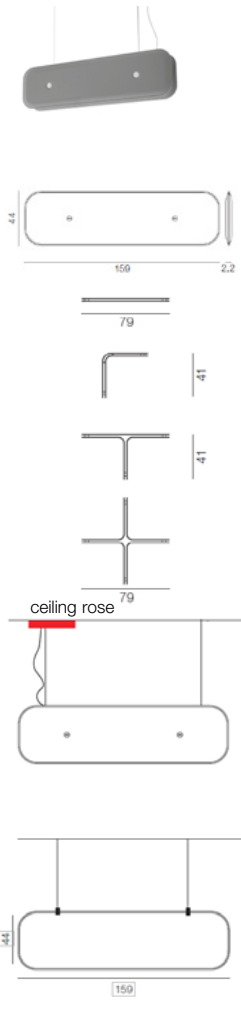
design Massimo Farinatti

Hush is a system that unites functionality and design. The suspension modules are modular and composed of an aluminum profile for a direct and indirect LED light source, and double sound absorbing side panels covered in fabric of different colors. Dimmable driver, remote or to be fixed inside the ceiling rose. Available as single module or together with other modules through linear joints, corner joints, cross-joints and with wall mounts.

Suspension cables 3,5 m

LIGHT&SOUND SYSTEM
Sound-absorbing panels with **SNOWSOUND®** technology

(CAIMI brevetti)



BODY LAMP WITH DIRECT/INDIRECT LIGHT - 24V

arranged for sound-absorbing panels

40074/GR	L 125 P 5 H 8	2,5	grey	47W 4620lm 3000K 28W 1944lm 3000K	597,00
40076	terminal head	0,1			18,00
40075	middle head	0,2			40,00

SOUND-ABSORBING PANEL to be fixed to body lamp

40112/BI	L 159 H 44 P 2,2 2,3	white		303,00
40112/VE	L 159 H 44 P 2,2 2,3	green		303,00

joints without light

40077	angle joint	41x41	1	grey	185,00
40078	linear joint	L79	1	grey	158,00
40079	T joint	79x41	1,5	grey	249,00
40080	cross joint	79x79	2	grey	352,00

ceiling rose with driver **230/24V**

40119	with driver	1,5	white	max 1 module 75W	114,00
40120	with dimmable driver	1,5	white	max 1 module 75W	163,00
40121	with driver	2	white	max 4 modules 300W	249,00
40122	with dimmable driver	2	white	max 4 modules 300W	293,00



SUSPENSION SINGLE ABSORBING PANEL

40112.1/BI	L 159 H 44 P 2,2	2,5	white		347,00
40112.1/VE	L 159 H 44 P 2,2	2,5	green		347,00



Hush without absorbing panel

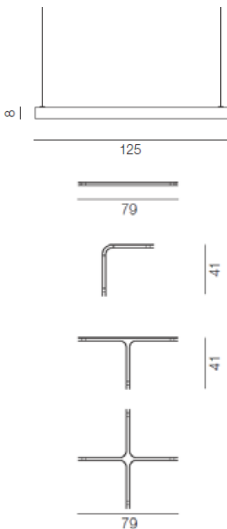
design Massimo Farinatti

Hush is a system that unites functionality and design. The suspension modules are modular and composed of an aluminum profile for a direct and indirect LED light source. Dimmable driver, remote or to be fixed inside the ceiling rose. Available as single module or together with other modules through linear joints, corner joints, cross-joints and with wall mounts.

To make the connection the mechanic joint 40159 is always needed.

Remote driver or to be inserted in the ceiling rose.

Suspension cables 3,5 m



code	dimension	Kg	colour	LED integrated/bulb	Unit price
DEVICE WITH ABSORBING PANEL single or to compose with luminous joints					
direct/indirect light profile 24V					
40074.1/GR	L 125 P 5 H 8 direct light indirect light	2	grey	47W 4620lm 3000K 28W 1944lm 3000K	463,00
40076	terminal head	0,1	grey		18,00
40159	mechanic joint	0,2	grey		9,00
joints with direct/indirect light					
40078.1	linear joint L79	0,1	grey	12W 1170lm dir. + 7,2W 500lm 3000K	138,00
40077.1	90° joint 41x41	0,2	grey	13W 1270lm dir. + 8W 560lm 3000K	140,00
40079.1	T joint 79x41	1	grey	17,5W 1710lm dir. + 10,8W 750lm 3000K	163,00
40080.1	cross joint 79x79	1	grey	23,5W 2300lm dir. + 14,5W 1010lm 3000K	188,00
rose with driver 230/24V					
40119	with driver	1,5	white	max 1 module 75W	114,00
40120	with dimmable driver	1,5	white	max 1 module 75W	163,00
40121	with driver	2	white	max 4 modules 300W	249,00
40122	with dimmable driver	2	white	max 4 modules 300W	293,00



Hush wall - profile with absorbing panel

Hush is a system that unites functionality and design. The wall module is composed of an aluminum profile for a direct and indirect LED light source, an absorbing panel in different colours and components to be fixed to the wall.

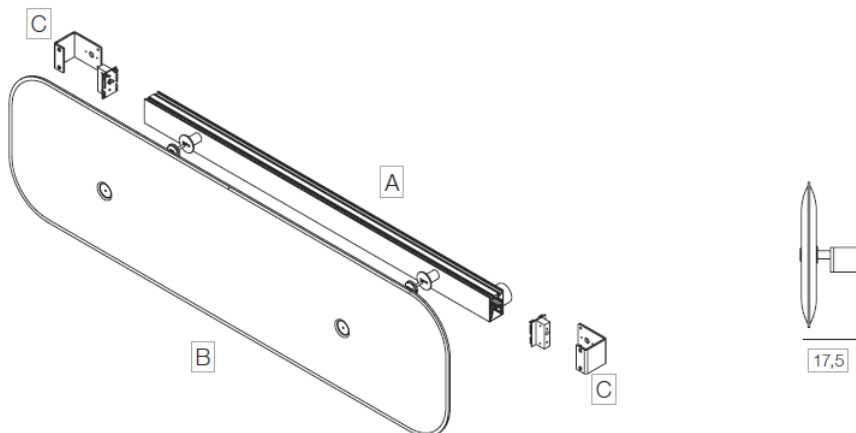
Integrated driver.



SINGLE DEVICE wall version with absorbing panel					
internal body with direct/indirect light 24V , made for absorbing panels (A)					
40074.2/GR	L 125 P 5 H 8 direct light indirect light	2,5	grey	230V 47W 4620lm 3000K 28W 1944lm 3000K	561,00
absorbing panel to fix to the internal body (B)					
40112/BI	L 159 H 44 P 2,2 2,3		white		303,00
40112/VE	L 159 H 44 P 2,2 2,3		green		303,00
components to be assembled					
40075	head to be fixed to the body	0,2	grey		40,00
40132/GR	kit supports for wall (C)	0,2	grey		106,00

LIGHT&SOUND SYSTEM
sound-absorbing panels
with **SNOWSOUND®**
technology

(CAIMI brevetti)



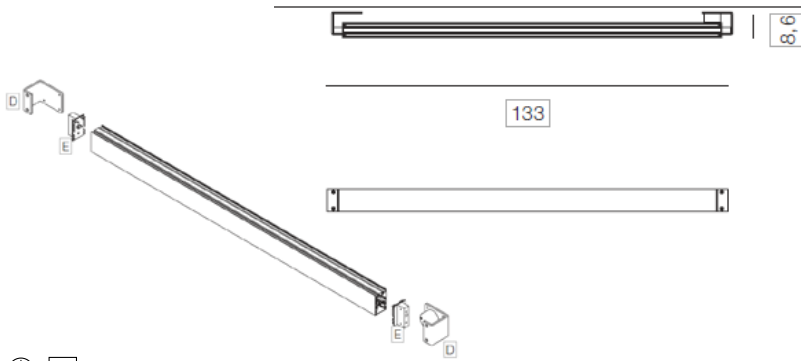
Hush wall without absorbing panel

design Massimo Farinatti

Hush is a system that unites functionality and design. The wall module is composed of an aluminum profile for a direct and indirect LED light source and components to be fixed to the wall.

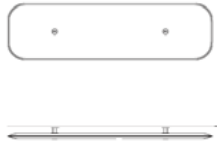
Integrated driver.

code	dimension	Kg	colour	LED integrated/bulb	Unit price
WALL SINGLE LAMP					
direct/indirect light profile 24V					
40074.3/GR	L 125 P 5 H 8	2	grey	230V 47W 4620lm 3000K 28W 1944lm 3000K	561,00
40075	head support for wall	0,2	grey		40,00
40132/GR	kit supports for wall (with ceiling rose)	0,2	grey		106,00



Hush wall - only absorbing panel

Hush is a system that unites functionality and design. This version is made of a wall absorbing panel available in different colours and components to be fixed to the wall.



ABSORBING PANEL for wall (no light)

40112/BI	L 159 H 44 P 2,2 2,3	white	303,00
40112/VE	L 159 H 44 P 2,2 2,3	green	303,00
40134/GR	kit 2 wall supports to fix the panel to the wall		85,00

LIGHT&SOUND SYSTEM
sound-absorbing panels
with **SNOWSOUND®**
technology

(CAIMI brevetti)





ADI DESIGN INDEX 2003

SHANGHAI - SUSPENSION MADE BY TERMINAL JOINTS (AND INTERMEDIATE) + POLYCARBONATE TUBE

Terminal joint

polycarbonate wall/ceiling terminal joint, in white or transparent, aluminium base. Cable length maximum 3,5 m.



TERMINAL JOINT FOR LED TUBE WITH POWER CABLE

30642	interaxe L 151	0,5	white	1x20W LED G5 T5	83,00
30642/T	interaxe L 151	0,5	transparent	1x20W LED G5 T5	67,00

TERMINAL JOINT FOR LED TUBE WITHOUT POWER CABLE

30642.1	interaxe L 151	0,5	white	1x20W LED G5 T5 230V	74,00
30642.1/T	interaxe L 151	0,5	transparent	1x20W LED G5 T5 230V	58,00



Intermediate joint

Intermediate wall/ceiling joint in polycarbonate, in white or transparent, aluminium base. Cable length maximum 3,5 m



INTERMEDIATE JOINT FOR LED TUBE WITH POWER CABLE

30640	interaxe L 151	0,5	white	2x20W LED G5 T5	118,00
30640/T	interaxe L 151	0,5	transparent	2x20W LED G5 T5	97,00

INTERMEDIATE JOINT FOR LED TUBE WITHOUT POWER CABLE

30640.1	entraxe L 151	0,5	white	2x20W LED G5 T5 230V	97,00
30640.1/T	entraxe L 151	0,5	transparent	2x20W LED G5 T5 230V	78,00




5289.2 tubo led				20W LED G5 T5 3000K 230V	53,00
------------------------	--	--	--	--------------------------	--------------

SHANGHAI WALL/CEILING MADE BY TERMINAL JOINTS (AND INTERMEDIATE) + POLYCARBONATE TUBE

Terminal joint

polycarbonate wall/ceiling terminal joint, in white or transparent, aluminium base.



TERMINAL JOINT FOR LED TUBE WITH POWER CABLE

30728	interaxe L 151	0,5	white	1x20W LED G5 T5	88,00
30728/T	interaxe L 151	0,5	transparent	1x20W LED G5 T5	70,00


TERMINAL JOINT FOR LED TUBE WITHOUT POWER CABLE

30728.1	interaxe L 151	0,5	white	1x20W LED G5 T5 230V	79,00
30728.1/T	interaxe L 151	0,5	transparent	1x20W LED G5 T5 230V	60,00



Intermediate joint

Intermediate wall/ceiling joint in polycarbonate, in white or transparent, aluminium base.



INTERMEDIATE JOINT FOR LED TUBE WITH POWER CABLE

30729	interaxe L 151	0,5	white	2x 20W LED G5 T5	103,00
30729/T	interaxe L 151	0,5	transparent	2x20W LED G5 T5	82,00

INTERMEDIATE JOINT FOR LED TUBE WITHOUT POWER CABLE

30729.1	interaxe L 151	0,5	white	2x20W LED G5 T5 230V	84,00
30729.1/T	interaxe L 151	0,5	transparent	2x20W LED G5 T5 230V	62,00




5289.2 tube led				20W LED G5 T5 3000K 230V	53,00
------------------------	--	--	--	--------------------------	--------------

ACCESSORIES

Power box for LED version


in lacquered aluminium.



30647	L 142 Ø 3	0,5	transparent		22,00
--------------	-----------	-----	-------------	--	--------------

Antiglare microperforated screen

in aluminium to be put on the polycarbonate tube through the spring.



30650		0,5	silver		55,00
--------------	--	-----	--------	--	--------------

Radiant film


to be inserted inside the tube.

30775 film Radiant			multicolor		24,00
---------------------------	--	--	------------	--	--------------

30902 diffuse film for LED tube					8,00
--	--	--	--	--	-------------

Power box for LED version

in lacquered aluminium.



ceiling rose for LED version

30721/B1	Ø 12 H 3	0,5	white		20,00
-----------------	----------	-----	-------	--	--------------

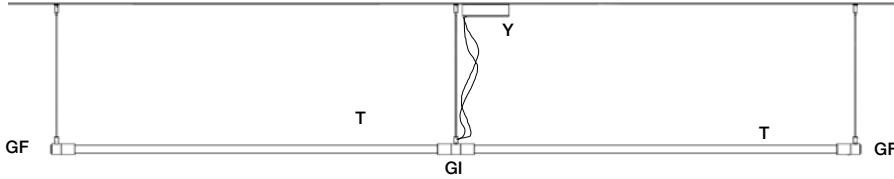
SUSPENSION LED TUBE VERSION

single configuration



Y n. 1 ceiling rose	30721/BI	20,00
GF n. 2 joints terminaux for T5	30642 + 30642.1 or 30642/T + 30642.1/T	157,00 125,00
T n. 1 polycarbonate tube	30647	22,00
n. 1 led tube	5289.2	53,00


double configuration



Y n. 1 ceiling rose	30721/BI	20,00
GF n. 2 terminal joints for T5	30642.1 or 30642.1/T	2x74,00 2x58,00
GI n.1 intermediate joint for T5	30640 or 30640/T	118,00 97,00
T n. 2 polycarbonate tubes	30647	2x22,00
n. 2 led tubes	5289.2	2x53,00

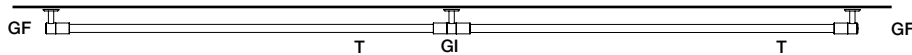
LED TUBE VERSION - WALL/CEILING

single configuration



GF n. 2 terminal joints for T5	30728 + 30728.1 or 30728/T + 30728.1/T	167,00 130,00
T n. 1 tube polycarbonateo	30647.1	22,00
n. 1 led tube	5289.2	53,00

double configuration



GF n. 2 terminal joints T5	30728.1 or 30728.1/T	2x79,00 2x60,00
GI n. 1 intermediate joint for T5	30729 or 30729/T	103,00 82,00
T n. 2 tubes polycarbonate	30647	2x22,00
n. 2 led tubes	5289.2	2x53,00

Shanghai

design Studio Lucchi & Biserni, Angelo Micheli

Suspension lamp diffused light, made of 4 lighting devices with the possibility to change the height and angle of any devices to create infinites lighting effects. Complete of electronic dimmable driver for the fluorescent version.

Suspension cables 3,5 m



VERSIONE LED

2053/4/L/1

Ø 150

7

transparent

4x20W LED G5 T5 3000K 230V

1.237,00

LED tubes included

non-dimmable

ceiling rose dimensions Ø 50 H 6



Sound

design Emiliana Martinelli

code

dimension

Kg

colour

LED integrated/bulb

€
Unit price

Suspension lamp direct / diffused light. Grey lacquered aluminium structure, Prismatic transparent anti-glare diffuser. UGR<19
Integrated LED light source and dimmable electronic driver Push/dali into the body lamp.

Suspension cables 3,5 m



2098/DIM/L/1/GR

H 15 L 150 5,5 grey

60W LED 5900 lm 3000K



659,00

dimmable Push/Dali

CRI90
UGR<19



Calabrone

design Emiliana Martinelli

CALABRONE SPOTS SUSPENSION

Modular suspension lamp, aluminium tubular structure with four swivel spots for LED light source with medium beam angle. Black aluminium structure. A special joint is available to join together various units.

Dimmable driver Push, Dali

Suspension cables 3,5 m



2090/DIM/NE

Ø 4,5 L 133

3,5

black

4x9W LED 4x1334lm 3000K medium



1.250,00

2090/G/DIM/NE

Ø 4,5 L 270

7

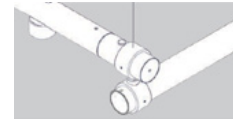
black

8x9W LED 8x1334lm 3000K medium



2.413,00

30869/NE connection joint to join the modules



67,00



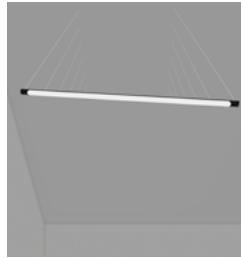
Dimmable driver inside the ceiling rose



CALABRONE SUSPENSION

Suspension lamp made with an aluminium swiveled tube, diffused light. **Integrated LED light source.**

Suspension cables 3,5 m



2097/NE

Ø 4,5 L 160

3

black

20W LED 2900 lm 3000K



585,00

30869/NE connection joint to join the modules

67,00

driver inside the ceiling rose



CALABRONE SPOT WALL/CEILING

Wall or ceiling lamp, swivel direct light. Black aluminium structure with swivel spots. **Integrated LED light source.** Optics available in different beams: narrow, medium, wide.



1433/NE

Ø 4,5 H 40

2,5

black

9W LED 1334lm 3000K



298,00

integrated electronic driver

medium



1433/J/NE

Ø 4,5 H 20

2,5

black

9W LED 1334lm 3000K



275,00

remote electronic driver

medium

CALABRONE SPOT STANDING

Standing lamp, swivel direct light, black aluminium structure with 3 independant swivel spots. **Integrated LED light source. Electronic driver on plug.**

Optics available in different beams: narrow, medium, wide.



2293/3/NE

Ø 4,5 H 170

10

black

3x9W LED 3x1334lm 3000K



1.143,00


medium



Calabronet

design Emiliana Martinelli - Andrea Menchini

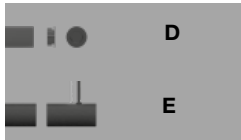
Combinable swivel system, direct/indirect diffused light. Composed of two length of aluminium tubular profiles (70 cm - 160 cm) connected together with particular joints to create different configurations and ceiling rose for several profiles, to be fixed on the ceiling.



Variants of 70 and 160 cm of length with 2 and 4 spots with integrated LED light source connected together with particular joints to create different configurations and electronic driver inserted into the ceiling rose, to be fixed on the ceiling or false ceiling for two contiguous modules.

Suspension cables 3,5 m

Optics available in different beams: narrow, medium, wide.



code	dimension	Kg	colour	LED integrated/bulb	Unit price
MODULE cm 70 and 160					
40030/NE	Ø 4,5 L 70	1,3	black	8W LED 1100 lm 3000K 230V	300,00
40031/NE	Ø 4,5 L 160	1,3	black	20W LED 2900 lm 3000K 230V	414,00
MODULE SPOT cm 70 and 160 beam medium					
40033/NE	ø 4,5 L 70	1,3	black	2x9W 2x1334lm LED 3000K	519,00
40137/NE	ø 4,5 L 160	1,3	black	4x9W 4x1334lm LED 3000K	1.012,00
JOINT 120° with suspension steel cable (A)					
40032/NE	Ø 4,5 L 14x16	0,2	black		36,00
JOINT 90° with suspension steel cable (B)					
40052/NE	Ø 16,5	0,2	black		33,00
MIDDLE JOINT with suspension steel cable (C)					
40049/NE	Ø 4,5 L 10	0,2	black		29,00
TERMINAL HEAD Ø 4 for JOINT code 40032/NE (D)					
40034/NE					7,00
TERMINAL JOINT WITH CLOSED HEAD Ø 4 L 10 and suspension steel cable (E)					
40037/NE					55,00
CEILING ROSE WITH DRIVER AND POWER CABLE - NON-DIMMABLE 230/24V					
40036/NE	Ø 20 H3		black	50W	124,00
40114/NE	Ø 23 H3		black	75W	152,00
40158/NE	Ø 31 H3		black	150W	216,00
40160/NE	Ø 31 H3		black	240W	246,00

Koko

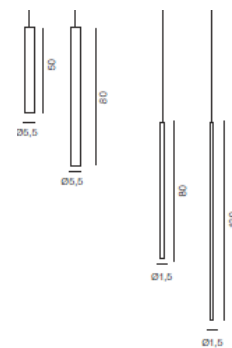
design studio PLS & Lorenzo Perini

Modular version

Suspension lamp, direct and diffused light, modular with aluminium tubes and methacrilate tubes in different finishing and dimensions. Integrated LED.

Ceiling rose complete with electronic drivers.

Suspension cables 3,5 m



MODULAR VERSION in aluminium and methacrilate

It's possible to compose the device using several tubes in metal or methacrilate material considering the quantity recommended in the code of the ceiling rose.

METHACRILATE TUBE without ceiling rose

40138/MC/LU	L 80	1,3	transparent	3W LED 3000K	148,00
40139/MC/LU	L 120	1,3	transparent	3W LED 3000K	152,00

TUBES EN ALUMINIUM without ceiling rose

40140/LU	L 50	1,3	polished	12W LED 1230lm 3000K medium	247,00
40141/LU	L 180	1,3	polished	12W LED 1230lm 3000K medium	271,00

CEILING ROSE, in the middle there is one LED of 9W 3000K

40142/LU	Ø 40	1,3	polished	60W + 9W LED 3000K for 6 suspension lamps	379,00
40143/LU	Ø 60	1,5	polished	150W + 9W LED 3000K for 15 suspension lamps	704,00
40144/LU	Ø 80	1,8	polished	250W + 9W LED 3000K for 25 suspension lamps	930,00



Kokouno

design studio PLS & Lorenzo Perini


€

KOKOUNO SUSPENSION

Suspension lamp with direct light. Painted aluminium tubular structure available in different finishes, with cable and small box for ceiling mounting. In two lengths and two diameters. Integrated electronic driver in the ceiling rose.

Suspension cable 3,5 m

Wide or narrow optics on request.



code	dimension	Kg	colour	LED integrated/bulb	LED	Unit price
2093/BI	Ø 5,5 H 80	1,3	white	12W LED 1230lm 3000K medium		232,00
2093/NE	Ø 5,5 H 80	1,3	black	12W LED 1230lm 3000K medium		232,00
2093/AU	Ø 5,5 H 80	1,3	pearl gold	12W LED 1230lm 3000K medium		240,00
2093/CO	Ø 5,5 H 80	1,3	corten	12W LED 1230lm 3000K medium		240,00
2093/LU	Ø 5,5 H 80	1,3	brillant	12W LED 1230lm 3000K medium		270,00
2093/50/BI	Ø 5,5 H 50	1,3	white	12W LED 1230lm 3000K medium		225,00
2093/50/NE	Ø 5,5 H 50	1,3	black	12W LED 1230lm 3000K medium		225,00
2093/50/AU	Ø 5,5 H 50	1,3	pearl gold	12W LED 1230lm 3000K medium		230,00
2093/50/CO	Ø 5,5 H 50	1,3	corten	12W LED 1230lm 3000K medium		230,00
2093/50/LU	Ø 5,5 H 50	1,3	brillant	12W LED 1230lm 3000K medium		260,00
2093/J/BI	Ø 3 H 80	1	white	4W LED 420lm 3000K medium		230,00
2093/J/NE	Ø 3 H 80	1	black	4W LED 420lm 3000K medium		230,00
2093/J/AU	Ø 3 H 80	1	pearl gold	4W LED 420lm 3000K medium		236,00
2093/J/CO	Ø 3 H 80	1	corten	4W LED 420lm 3000K medium		236,00
2093/J/LU	Ø 3 H 80	1	brillant	4W LED 420lm 3000K medium		264,00
2093/J/50/BI	Ø 3 H 50	0,8	white	4W LED 420lm 3000K medium		215,00
2093/J/50/NE	Ø 3 H 50	0,8	black	4W LED 420lm 3000K medium		215,00
2093/J/50/AU	Ø 3 H 50	0,8	pearl gold	4W LED 420lm 3000K medium		222,00
2093/J/50/CO	Ø 3 H 50	0,8	corten	4W LED 420lm 3000K medium		222,00
2093/J/50/LU	Ø 3 H 50	0,8	brillant	4W LED 420lm 3000K medium		250,00

KOKOUNO CEILING

Direct light ceiling lamp. Tubular aluminium structure painted in different finishes.

Available in two lengths.

Wide or narrow optics on request



code	dimension	Kg	colour	LED integrated/bulb	LED	Unit price
2899/BI	Ø 5,5 H 25	0,7	white	12W LED 1230lm 3000K medium		190,00
2899/NE	Ø 5,5 H 25	0,7	black	12W LED 1230lm 3000K medium		190,00
2899/AU	Ø 5,5 H 25	0,7	pearl gold	12W LED 1230lm 3000K medium		195,00
2899/CO	Ø 5,5 H 25	0,7	corten	12W LED 1230lm 3000K medium		195,00
2899/LU	Ø 5,5 H 25	0,7	brillant	12W LED 1230lm 3000K medium		205,00
KOKO 50						
2899/G/BI	Ø 5,5 H 50	0,7	white	12W LED 1230lm 3000K medium		210,00
2899/G/NE	Ø 5,5 H 50	0,7	black	12W LED 1230lm 3000K medium		210,00
2899/G/AU	Ø 5,5 H 50	0,7	pearl gold	12W LED 1230lm 3000K medium		215,00
2899/G/CO	Ø 5,5 H 50	0,7	corten	12W LED 1230lm 3000K medium		215,00
2899/G/LU	Ø 5,5 H 50	0,7	brillant	12W LED 1230lm 3000K medium		225,00

KOKOUNO WALL

Wall lamp with direct/indirect light. Structure in polished or painted tubular aluminium in different finishes.

LED light source, electronic driver integrated in the body lamp.

Available in two lengths.

Wide or narrow optics on request



code	dimension	Kg	colour	LED integrated/bulb	LED	Unit price
KOKO 50 direct/indirect light						
1454/BI	Ø 5,5 H 50	0,7	white	24W LED 2460lm 3000K medium		280,00
1454/NE	Ø 5,5 H 50	0,7	black	24W LED 2460lm 3000K medium		280,00
1454/AU	Ø 5,5 H 50	0,7	pearl gold	24W LED 2460lm 3000K medium		290,00
1454/CO	Ø 5,5 H 50	0,7	corten	24W LED 2460lm 3000K medium		290,00
1454/LU	Ø 5,5 H 50	0,7	brillant	24W LED 2460lm 3000K medium		305,00
KOKO 25 direct light						
1454/J/BI	Ø 5,5 H 25	0,7	white	12W LED 1230lm 3000K medium		250,00
1454/J/NE	Ø 5,5 H 25	0,7	black	12W LED 1230lm 3000K medium		250,00
1454/J/AU	Ø 5,5 H 25	0,7	pearl gold	12W LED 1230lm 3000K medium		260,00
1454/J/CO	Ø 5,5 H 25	0,7	corten	12W LED 1230lm 3000K medium		260,00
1454/J/LU	Ø 5,5 H 25	0,7	brillant	12W LED 1230lm 3000K medium		270,00


Colibrì System

design Emiliana Martinelli

code dimension Kg colour LED integrated/bulb Unit price

Wall, ceiling, suspension devices with integrated LED light source. Single or multiple swivel head, on a tubular support structure in black anodized aluminium.

Wall lamp, direct light, swivel and rotating head, **electronic driver not included to built-in. Integrated LED light source.**



1406/NE Ø 2,5 → 16 0,2 anodized black 3W LED 250 lm 3000K **158,00**

30811.1 electronic driver 25W to built-in **30,00**



COLIBRÌ WALL

Wall device, direct/indirect light, rotating and swiveling base, **electronic driver included in the base. Integrated LED light source.**




1410/B/NE Ø 2,5 L 41 → 18 1,2 anodized black base Ø 12 20W LED 1600 lm 3000K **515,00**

1410/B/AU Ø 2,5 L 41 → 18 1,2 anodized gold base Ø 12 20W LED 1600 lm 3000K **515,00**



COLIBRÌ SUSPENSION

Suspension device, aluminium tubular structure, independent swivel and rotating heads, **driver included in the ceiling rose. Integrated LED light source. Suspension cables 3,5 m**




2070/NE Ø 2,5 L 100 1,2 anodized black 6x3W LED 1500 lm 3000K **905,00**



COLIBRÌ SUSPENSION

Suspension lamp, swivel direct/indirect light. Black anodized aluminium structure. **Integrated LED light source. Integrated electronic driver into the body lamp. Suspension cables 3,5 m**



2087/NE Ø 2,5 L 167 1,8 anodized black 14W LED 2300 lm 3000K **530,00**



Colibrì

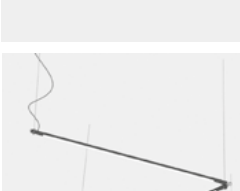
design Emiliana Martinelli

Modular lamp, direct/indirect light tubular structure in natural anodized aluminium. Integrated LED light source. A spherical magnetic joint allows to Colibrì to have different angles, so you can create infinite configuration in the space. Colibrì modules are suspended as single modules or joined with the power cable to 1/2/3 continuous modules, to be connected after the remote driver or to the ceiling rose. It is available even a special radiant film to be put inside the diffuser of the modules to enhance its dynamism. (optional)

Suspension cables 3,5 m

Available even for wall

On request with dimmable driver



MODULES

2080/1/NE Ø 2,5 1x L 137 1,5 anodised black 1x14W 1x2300lm 3000K **385,00**
magnetic sphere not included

2080/1/BZ Ø 2,5 1x L 137 1,5 anodised bronze 1x14W 1x2300lm 3000K **385,00**
magnetic sphere not included

2080/2/NE Ø 2,5 2x L 137 3,1 anodised black 2x14W 2x2300lm 3000K **781,00**
1 magnetic sphere included

2080/2/BZ Ø 2,5 2x L 137 3,1 anodised bronze 2x14W 2x2300lm 3000K **781,00**
1 magnetic sphere included

2080/3/NE Ø 2,5 3x L 137 4,6 anodised black 3x14W 3x2300lm 3000K **1.178,00**
2 magnetic spheres included

2080/3/BZ Ø 2,5 3x L 137 4,6 anodised bronze 3x14W 3x2300lm 3000K **1.178,00**
2 magnetic spheres included

40072 radiant film 0,1 **28,00**

30836 magnetic sphere Ø 2,5 0,07 **24,00**

SUPPORTS MURAL

40123/NE wall support Ø 2,5 H 4 0,1 black **12,00**

40123/BZ wall support Ø 2,5 H 4 0,1 bronze **16,00**

40123.1/NE wall support Ø 2,5 H 8 0,1 black **12,00**

40123.1/BZ wall support Ø 2,5 H 8 0,1 bronze **16,00**

CEILING ROSES with driver 230/24V

40114/NE Ø 22 1 black max 3 modules 75W **152,00**

40114/BZ Ø 22 1 bronze max 3 modules 75W **172,00**

Driver on plug 230/24V

40167/NE Driver on plug kit black 60W **40,00**



Colibrì System

design Emiliana Martinelli

COLIBRÌ WALL

Wall lamp, swivel direct/indirect light. Black anodized aluminum structure.

Integrated LED light source. Integrated electronic driver into the body lamp.



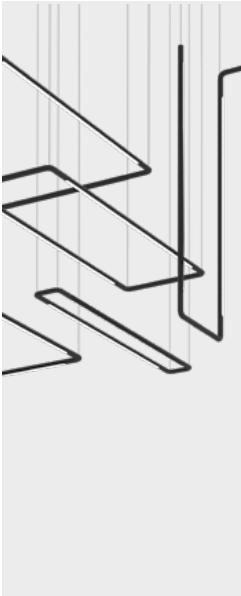
code	dimension	Kg	colour	LED integrated/bulb	Unit price
1421/NE	Ø 2,5 P 11,5 L 167	2	anodized black	14W LED 2300 lm 3000K	579,00

Colibrì

design Emiliana Martinelli

Colibrì is a modular light system to be suspended or for wall, composed of linear swivel modules having different lengths. The modules are in tubular aluminum painted black, for LED light source, with a white opal polycarbonate diffuser joined through a 90° corner L-joint that also allows creating square or rectangular configurations, as well as two-dimensional and three-dimensional creative solutions. **Dimmable driver inserted in the ceiling rose or remote.**

Suspension cables 3,5 m



MODULES WITH LIGHT

40081/NE	Ø 2,5 L130	1	black	14W 2300lm 3000K 24V	298,00
40082/NE	Ø 2,5 L65	0,5	black	7W 1150lm 3000K 24V	225,00
40083/NE	Ø 2,5 L30	0,3	black	3,5W 580lm 3000K 24V	158,00

CONNECTION MODULES

40115/NE	Ø 2,5 L15	0,08	black	module without light	26,00
40116/NE	Ø 2,5 L30	0,15	black	module without light	29,00

JOINTS

40084/NE	Ø 2,5 L5x5	0,05	black	90° joint without cable	17,00
40101/NE	Ø 2,5 H5	0,05	black	terminal joint without cable	26,00
40117/NE	Ø 2,5 L5x5	0,1	black	90° joint with power cable	33,00
40118/NE	Ø 2,5xH5	0,1	black	terminal joint with power cable	45,00
40129/NE	Ø 2,5xH5	0,1	black	intermediate joint with power cable	33,00
40130/NE	Ø 2,5xH5	0,1	black	intermediate joint without power cable	17,00

CEILING ROSE

40163/NE	L 30x8 H5	1,5	black	ceiling rose with driver 75W 24V	60,00
40085/NE	L 30x8 H5	1,5	black	ceiling rose with driver 120W 24V	89,00
40102/NE	L 60x8 H5	2,5	black	ceiling rose with driver 240W 24V	127,00

WALL SUPPORTS

40161/NE	P 7	0,1	black		42,00
40162/NE	P11	0,1	black		45,00

Olympic

design Elio Martinelli - Emiliana Martinelli

Wall lamp diffused light. Metal structure and sanded glass diffuser. **Integrated LED light source. Dimmable electronic driver.**



1290/DIM/L/1/BI	Ø 40 h 28 → 58	5,6	white	30W LED 3900 lm 3000K	on request
-----------------	----------------	-----	-------	-----------------------	------------

dimmmable Push/Dali

1290/DIM/L/1/AN	Ø 40 h 28 → 58	5,6	anthracite	30W LED 3900 lm 3000K	on request
-----------------	----------------	-----	------------	-----------------------	------------

dimmmable Push/Dali



Corona

design Elio Martinelli - Emiliana Martinelli

CORONA METAL

design Elio Martinelli

Ceiling lamp, direct light, aluminium structure, satin glass diffuser. **Integrated LED light source. Complete of dimmable electronic drivers.**



2834/P/L/1/BI	Ø 42 H 10	4	white	28W LED 3000 lm 3000K	453,00
---------------	-----------	---	-------	-----------------------	--------

IP44

Nuvole Vagabonde

design Elio Martinelli - Emiliana Martinelli

Suspension lamp, diffused light. Metal structure, diffuser elements in white opal methacrylate. For **LED light bulbs.**



2011/110/2/L/1/BI	Ø 110 H 70	20	white	4x18W LED E27 3000K	4.725,00
-------------------	------------	----	-------	---------------------	----------

2011/80/L/1/BI	Ø 80 H 40	16	white	3X15W LED E27 3000K	2.473,00
----------------	-----------	----	-------	---------------------	----------

2011/J	Ø 40 H 40	3,5	white	15W LED E27 3000K	509,00
--------	-----------	-----	-------	-------------------	--------

suspension cable 3,5 m

Spots for electrified track 48V

System U

design Studio Natural

U system is composed of direct-light spotlights that can be oriented thanks to a special swivel joint. It is characterized by a terminal that embraces and it's connected with an adapter to the electrified track 48V. Integrated LED source available with narrow and wide optics. Remote driver. **The electrified track 48V is suitable for the ceiling/wall or suspended version.**
48V electrified track page 63



code	dimension	Kg	colour	LED integrated/bulb	€	Unit price
1441/20/BI	Ø 7 H 10	0,5	white	13W LED 1950 lm narrow 3000K	170,00	170,00
1441/20/NE	Ø 7 H 10	0,5	black	13W LED 1950 lm narrow 3000K	170,00	170,00
1441/38/BI	Ø 7 H 10	0,5	white	13W LED 1950 lm wide 3000K	170,00	170,00
1441/38/NE	Ø 7 H 10	0,5	black	13W LED 1950 lm wide 3000K	170,00	170,00
non dimmable 48V						
1441/20/DIM/BI	Ø 7 H 10	0,5	white	13W LED 1950 lm narrow 3000K	195,00	195,00
1441/20/DIM/NE	Ø 7 H 10	0,5	black	13W LED 1950 lm narrow 3000K	195,00	195,00
1441/38/DIM/BI	Ø 7 H 10	0,5	white	13W LED 1950 lm wide 3000K	195,00	195,00
1441/38/DIM/NE	Ø 7 H 10	0,5	black	13W LED 1950 lm wide 3000K	195,00	195,00
dimmable 48V with bluetooth devices (545J or 500X) 						


antiglaring accessory UGR<19

40087/NE	0,5	black	6,00
----------	-----	-------	------



SUSPENSION for electrified track

Suspension lamp with direct light, adjustable. Painted aluminum structure. LED light source with optics in different light beams. With suspension cable L 2,5m and 48V electrified track adapter.
48V electrified track page 63




21012/20/BI	Ø 7 H 10	0,5	white	13W LED 1950 lm narrow 3000K	175,00	175,00
21012/20/NE	Ø 7 H 10	0,5	black	13W LED 1950 lm narrow 3000K	175,00	175,00
21012/38/BI	Ø 7 H 10	0,5	white	13W LED 1950 lm wide 3000K	175,00	175,00
21012/38/NE	Ø 7 H 10	0,5	black	13W LED 1950 lm wide 3000K	175,00	175,00
non dimmable 48V						
21012/20/DIM/BI	Ø 7 H 10	0,5	white	13W LED 1950 lm narrow 3000K	200,00	200,00
21012/20/DIM/NE	Ø 7 H 10	0,5	black	13W LED 1950 lm narrow 3000K	200,00	200,00
21012/38/DIM/BI	Ø 7 H 10	0,5	white	13W LED 1950 lm wide 3000K	200,00	200,00
21012/38/DIM/NE	Ø 7 H 10	0,5	black	13W LED 1950 lm wide 3000K	200,00	200,00
dimmable 48V with bluetooth devices (545J or 500X) 						



SUSPENSION single with ceiling rose

Suspension lamp with direct light, adjustable. Painted aluminum structure. LED light source with optics in different light beams. With suspension cable L 2,5m and ceiling rose for single suspension.
Suspension cables 3,5 m



SPOT WITH REMOTE DRIVER 350mA

21014/20/BI	Ø 7 H 10	0,5	white	13W LED 1950 lm narrow 3000K	170,00	170,00
21014/20/NE	Ø 7 H 10	0,5	black	13W LED 1950 lm narrow 3000K	170,00	170,00
21014/38/BI	Ø 7 H 10	0,5	white	13W LED 1950 lm wide 3000K	170,00	170,00
21014/38/NE	Ø 7 H 10	0,5	black	13W LED 1950 lm wide 3000K	170,00	170,00
remote driver						
40164	0,6	40W 230V/350mA (max 3 spots)	35,00			
40165	1	40W 230V/350mA (max 3 spots) dimmable	66,00			

SPOT WITH INTEGRATED DRIVER

21013/20/BI	Ø 7 H 10	0,5	white	13W LED 1950 lm narrow 3000K	200,00	200,00
21013/20/NE	Ø 7 H 10	0,5	black	13W LED 1950 lm narrow 3000K	200,00	200,00
21013/38/BI	Ø 7 H 10	0,5	white	13W LED 1950 lm wide 3000K	200,00	200,00
21013/38/NE	Ø 7 H 10	0,5	black	13W LED 1950 lm wide 3000K	200,00	200,00

ceiling rose Ø9 H4 integrated driver in the ceiling rose 230/350mA



CEILING/WALL

Direct-light spotlight that can be oriented thanks to a special adjustable joint. Painted aluminium structure. LED light source with different light beams optics. Integrated driver or remote.



SPOT WITH INTEGRATED DRIVER - L17

1452/20/BI	Ø 7 → 17	0,5	white	13W LED 1950 lm narrow 3000K	240,00	240,00
1452/20/NE	Ø 7 → 17	0,5	black	13W LED 1950 lm narrow 3000K	240,00	240,00
1452/38/BI	Ø 7 → 17	0,5	white	13W LED 1950 lm wide 3000K	240,00	240,00
1452/38/NE	Ø 7 → 17	0,5	black	13W LED 1950 lm wide 3000K	240,00	240,00

integrated driver in the body lamp 230/350mA

SPOT WITH REMOTE DRIVER 350mA - L10

1452/J/20/BI	Ø 7 → 10	0,5	white	13W LED 1950 lm narrow 3000K	155,00	155,00
1452/J/20/NE	Ø 7 → 10	0,5	black	13W LED 1950 lm narrow 3000K	155,00	155,00
1452/J/38/BI	Ø 7 → 10	0,5	white	13W LED 1950 lm wide 3000K	155,00	155,00
1452/J/38/NE	Ø 7 → 10	0,5	black	13W LED 1950 lm wide 3000K	155,00	155,00

remote driver

40164	0,6	40W 230V/350mA (max 3 spots)	35,00
40165	1	40W 230V/350mA (max 3 spots) dimmable / dimmable	66,00




Spots for electrified track 48V

Riccio

design Emiliana Martinelli

The Riccio is a spot that can be put on a electrified 48V track with adapter inserted inside a track in black lacquered aluminum, that hide the spots when they are tilted longitudinally. The spot when it is extracted from the track, can be turned and tilted in any direction using the support arm with double joint of the spot. Available with narrow and wide optics.



If used with track, is suitable for the wall/ceiling or suspended version.

Remote driver.

code	dimension	Kg	colour	LED integrated/bulb	Unit price
1447/14/BI	L17 P5,5 H 11	1	white	12W 1230 lm 3000K beam narrow	244,00
1447/14/NE	L17 P5,5 H 11	1	black	12W 1230 lm 3000K beam narrow	244,00
1447/32/BI	L17 P5,5 H 11	1	white	12W 1230 lm 3000K beam wide	244,00
1447/32/NE	L17 P5,5 H 11	1	black	12W 1230 lm 3000K beam wide	244,00
non dimmable					
1447/14/DIM/BI	L17 P5,5 H 11	1	white	12W 1230 lm 3000K beam narrow	263,00
1447/14/DIM/NE	L17 P5,5 H 11	1	black	12W 1230 lm 3000K beam narrow	263,00
1447/32/DIM/BI	L17 P5,5 H 11	1	white	12W 1230 lm 3000K beam wide	263,00
1447/32/DIM/NE	L17 P5,5 H 11	1	black	12W 1230 lm 3000K beam wide	263,00



dimmable with bluetooth devices (545J or 500X)

SUSPENDED OR CEILING TRACK



40098/BI	L100 P6,5 H 8,5	2	white	244,00
40098/NE	L100 P6,5 H 8,5	2	black	244,00
40146/BI	L200 P6,5 H 8,5	4	white	415,00
40146/NE	L200 P6,5 H 8,5	4	black	415,00

BUILT-IN TRACK



40145/BI	L100 P6,5 H 8,5	2	white	300,00
40145/NE	L100 P6,5 H 8,5	2	black	300,00

JOINTS

middle joint	40103/BI	0,1	white	12,00
	40103/NE	0,1	black	12,00
terminal head	40131/BI	0,1	white	23,00
	40131/NE	0,1	black	23,00
electric connector	524.1J	0,1	white	21,00
	524J	0,1	black	21,00
feeding head	523.1J	0,1	white	10,00
	523J	0,1	black	10,00

REMOTE DRIVER

5142.3	0,6	60W (max 5 spots)	30,00
5142.1	0,8	100W (max 8 spots)	44,00
5142.2	1	200W (max 16 spots)	90,00

CEILING ROSE WITH DRIVER

40086/BI	1,5	100W (max 7 spots)	165,00
40086/NE	1,5	100W (max 7 spots)	165,00
40086.1/BI	1,9	200W (max 14 spots)	188,00
40086.1/NE	1,9	200W (max 14 spots)	188,00

DIMMABLE BLUETOOTH DEVICES

bluetooth device for independent dimming of each individual spotlight - **CASAMBI** - App iOS e Android - Free -

545.1J	white	435,00
545J	black	435,00



to be applied directly to the track

bluetooth device for dimming the complete 48V electrified track

500X	190,00
------	--------


to be inserted into the ceiling rose

Spots for electrified track 48V

Bombo

design Emiliana Martinelli

Swivel spots with integrated LED with different luminous beams, with adapter for electrified track 48V, suspension, to be fixed to the ceiling or to built-in. Lacquered aluminium structure in white and black colours.



48V electrified track page 63

UGR<19



code	dimension	Kg	colour	LED integrated/bulb	Unit price
1448/14/BI	Ø 12,5 H 6	1,2	white	17,3W LED 2145 lm 3000K beam narrow	280,00
1448/14/NE	Ø 12,5 H 6	1,2	black	17,3W LED 2145 lm 3000K beam narrow	280,00
1448/35/BI	Ø 12,5 H 6	1,2	white	17,3W LED 2145 lm 3000K beam wide	280,00
1448/35/NE	Ø 12,5 H 6	1,2	black	17,3W LED 2145 lm 3000K beam wide	280,00
spot non dimmable					
1448/14/DIM/BI	Ø 12,5 H 6	1,2	white	17,3W LED 2145 lm 3000K beam narrow	304,00
1448/14/DIM/NE	Ø 12,5 H 6	1,2	black	17,3W LED 2145 lm 3000K beam narrow	304,00
1448/35/DIM/BI	Ø 12,5 H 6	1,2	white	17,3W LED 2145 lm 3000K beam wide	304,00
1448/35/DIM/NE	Ø 12,5 H 6	1,2	black	17,3W LED 2145 lm 3000K beam wide	304,00

dimmable with bluetooth devices (545J or 500X) at page 64

Cip

design Emiliana Martinelli

Swivel spots with integrated LED with different luminous beams, with adapter for electrified track 48V, suspension, to be fixed to the ceiling or to built-in. Lacquered aluminium structure in white and black colours.



48V electrified track page 63

UGR<19



1449/14/BI	Ø 5 H 13	1	white	12W LED 1230 lm 3000K beam narrow	260,00
1449/14/NE	Ø 5 H 13	1	black	12W LED 1230 lm 3000K beam narrow	260,00
1449/32/BI	Ø 5 H 13	1	white	12W LED 1230 lm 3000K beam wide	260,00
1449/32/NE	Ø 5 H 13	1	black	12W LED 1230 lm 3000K beam wide	260,00
spot non dimmable					
1449/14/DIM/BI	Ø 5 H 13	1	white	12W LED 1230 lm 3000K beam narrow	284,00
1449/14/DIM/NE	Ø 5 H 13	1	black	12W LED 1230 lm 3000K beam narrow	284,00
1449/32/DIM/BI	Ø 5 H 13	1	white	12W LED 1230 lm 3000K beam wide	284,00
1449/32/DIM/NE	Ø 5 H 13	1	black	12W LED 1230 lm 3000K beam wide	284,00

dimmable with bluetooth devices (545J or 500X) at page 64


Grillo

design Emiliana Martinelli

A small adjustable and directional light suitable for museum exhibitions. Black anodized aluminium structure.

Integrated LED light source, remote electronic driver (not included).

2 versions: with support to fix it on a plane or with adapter in order to fix it to the 48V electrified track.



1438/NE	Ø 3 L 4	0,4	black	5W LED 360lm 3000K medium	97,00
505X	remote lighting driver 20W (max n° 3 spots)				14,00
GRILLO WITH ADAPTER TO BE FIXED TO ELECTRIFIED TRACK - 48V					
1450/24/NE	Ø 3 L 4	0,4	black	5W LED 360lm 3000K	155,00
1450/2/24/NE	2x Ø 3 L 4	0,7	black	2x5W LED 2x360lm 3000K	260,00
2 Grillo devices on the same adapter					
30811.1	remote electronic driver 25W (max n°4 spots)				30,00

Spots for electrified track 230V

S20

Studio tecnico ML

Swivel spot light device. Structure in painted aluminum, group of lenses in polymethylmethacrylate. Ideal for museum and retail applications.



code	dimension	Kg	colour	LED integrated/bulb	Unit price
S20 FOR ELECTRIFIED TRACK 230V (track page 63)					
2898/BI	Ø 6,5 L 18 H17	1,5	white	15W LED 1826 lm 3000K	920,00
2898/NE	Ø 6,5 L 18 H17	1,5	black	15W LED 1826 lm 3000K	920,00
CRI>97					
S20 FOR ELECTRIFIED TRACK 48V (track page 63)					
2898/J/BI	Ø 3,5 L 8,5 H8	0,8	white	6W LED 640 lm 3000K	568,00
2898/J/NE	Ø 3,5 L 8,5 H8	0,8	black	6W LED 640 lm 3000K	568,00
CRI>90					

Electrified track 230V page 63



R11

design Emiliana Martinelli

Direct and swivel light device for electrified track 230V or wall. Integrated LED with different beams by narrow to wide. **Integrated electronic driver inside the base of the device.**



Spots for electrified track 230V

1407/P/XL/16D/BI	P 24x12 H 24	2	white	34W LED 4800 lm narrow 3000K	408,00
1407/P/XL/16D/AN	P 24x12 H 24	2	anthracite	34W LED 4800 lm narrow 3000K	408,00
1407/P/XL/26D/BI	P 24x12 H 24	2	white	34W LED 4800 lm medium 3000K	408,00
1407/P/XL/26D/AN	P 24x12 H 24	2	anthracite	34W LED 4800 lm medium 3000K	408,00
1407/P/XL/36D/BI	P 24x12 H 24	2	white	34W LED 4800 lm wide 3000K	408,00
1407/P/XL/36D/AN	P 24x12 H 24	2	anthracite	34W LED 4800 lm wide 3000K	408,00
1407/XL/16D/BI	L 16x12 H 16	2	white	34W LED 4800 lm narrow 3000K	428,00
1407/XL/16D/AN	L 16x12 H 16	2	anthracite	34W LED 4800 lm narrow 3000K	428,00
1407/XL/26D/BI	L 16x12 H 16	2	white	34W LED 4800 lm medium 3000K	428,00
1407/XL/26D/AN	L 16x12 H 16	2	anthracite	34W LED 4800 lm medium 3000K	428,00
1407/XL/36D/BI	L 16x12 H 16	2	white	34W LED 4800 lm wide 3000K	428,00
1407/XL/36D/AN	L 16x12 H 16	2	anthracite	34W LED 4800 lm wide 3000K	428,00
1407/C/XL/16D/BI	P 24x12 H 24	2	white	34W LED 4800 lm narrow 3000K	440,00
1407/C/XL/16D/AN	P 24x12 H 24	2	anthracite	34W LED 4800 lm narrow 3000K	440,00
1407/C/XL/26D/BI	P 24x12 H 24	2	white	34W LED 4800 lm medium 3000K	440,00
1407/C/XL/26D/AN	P 24x12 H 24	2	anthracite	34W LED 4800 lm medium 3000K	440,00
1407/C/XL/36D/BI	P 24x12 H 24	2	white	34W LED 4800 lm wide 3000K	440,00
1407/C/XL/36D/AN	P 24x12 H 24	2	anthracite	34W LED 4800 lm wide 3000K	440,00

Electrified track 230V page 63



Spotlight for cornice or flat surfaces.



R19

Studio tecnico ML

Adjustable direct light spotlight with 230V electrified track adapter. An adjustable system with bifocal lens allows you to control the opening angle of the light beam from 15° to 60° while maintaining a high luminous efficacy. Structure in lacquered aluminum. **LED integrated, driver integrated in the lamp body.**



Spots for electrified track 230V

2887/BI	7,5 x H 24/26	1	white	20W LED 15° - 60° 2430 lm 3000K	205,00
2887/NE	7,5 x H 24/26	1	black	20W LED 15° - 60° 2430 lm 3000K	205,00

Electrified track 230V page 63



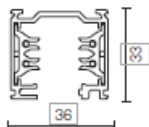
Electrified Track

€
Unit price

code dimension Kg colour

Electrified track 230V

Available in white and black colour



SINGLE COMPONENTS

electrified track 230V cm. 100	5955/BI	L 100	1,2	white	39,00
	5955/NE	L 100	1,2	black	39,00
electrified track 230V cm. 200	5956/BI	L 200	2,4	white	77,00
	5956/NE	L 200	2,4	black	77,00
electrified track 230V cm. 300	5957/BI	L 300	3,6	white	114,00
	5957/NE	L 300	3,6	black	114,00
alimantation right	5958/BI		0,1	white	13,00
	5958/NE		0,1	black	13,00
alimantation left	5959/BI		0,1	white	13,00
	5959/NE		0,1	black	13,00
linear joint	5960/BI		0,1	white	9,00
	5960/NE		0,1	black	9,00
angle joint - 90° - L	5961/BI		0,1	white	27,00
	5961/NE		0,1	black	27,00
angle joint - T	5962/BI		0,1	white	44,00
	5962/NE		0,1	black	44,00
cross joint	5963/BI		0,1	white	55,00
	5963/NE		0,1	black	55,00
terminal head	5964/BI		0,1	white	3,00
	5964/NE		0,1	black	3,00
suspension cable with terminal ceiling rose (3 m)	5965/BI		0,1	white	13,00
	5965/NE		0,1	black	13,00
ceiling connector kit to fix to the ceiling	5967		0,1		8,00

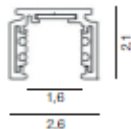
available on request recessed track

Electrified track 48V

A small-sized track, in different lengths. Pre-arranged for fixing swivel spotlights and small modules in the diffused light or UGR versions. Suspension or fixed to the ceiling, joined through linear joints, and at a 90° angle, it is possible to follow and illuminate pathways and professional environments with accentuated or diffused light. For the Riccio, Sistema U, Grillo, Bombo and Cip spotlights. **Available in white and black colour.**

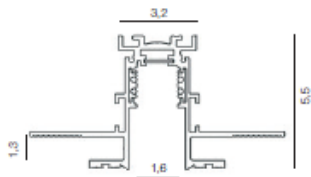
SUSPENSION ELECTRIFIED TRACK

track L cm. 100	519.1J	L 100	0,8	white	48V	55,00
	519J	L 100	0,8	black	48V	55,00
track L cm. 200	520.1J	L 200	1,6	white	48V	108,00
	520J	L 200	1,6	black	48V	108,00
track L cm. 300	521.1J	L 300	2,4	white	48V	163,00
	521J	L 300	2,4	black	48V	163,00



BUILT-IN ELECTRIFIED TRACK

track L cm. 100	591J/NE	L 100	0,8	black	48V	117,00
track L cm. 200	592J/NE	L 200	1,6	black	48V	232,00
track L cm. 300	593J/NE	L 300	2,4	black	48V	347,00



TRACK CONNECTION JOINTS

terminal head	523.1J		0,1	white	48V	10,00
	523J		0,1	black	48V	10,00
linear joint	524.1J		0,1	white	48V	21,00
	524J		0,1	black	48V	21,00
angle joint - 90° - L	525.1J		0,1	white	48V	70,00
	525J		0,1	black	48V	70,00
flexible joint	544.1J		0,1	white	48V	100,00
	544J		0,1	black	48V	100,00


suspension cable 1,5 m	526J		0,1	black	48V	14,00
power supply 48V	522J		0,1	black	48V	40,00
	522.1J		1,1	white	48V	40,00

Suspension version of the indirect light track available on request

Electrified tracks

€

code	dimension	Kg	colour	LED integrated/bulb	Unit price
REMOTE DRIVER 230/48V					
5142.3		0,6		60W 230/48V	30,00
5142.1		0,6		100W 230/48V	44,00
5142.2		1		200W 230/48V	90,00
CEILING ROSE WITH DRIVER 230/48V					
40086/BI		1,5	white	100W 230/48V	165,00
40086/NE		1,5	black	100W 230/48V	165,00
40086.1/BI		1,9	white	200W 230/48V	188,00
40086.1/NE		1,9	black	200W 230/48V	188,00





DIMMABLE BLUETOOTH DEVICES					
545.1J			white		435,00
545J			black		435,00
bluetooth device for independent dimming of each individual spotlight - CASAMBI - App iOS e Android - Free - to be applied directly to the track				 LIGHTYOU LIKE	
500X					190,00
bluetooth device for dimming the complete 48V electrified track to be inserted into the ceiling rose					

Diffused light modules or with UGR diffuser to be fixed to the track 48V CRI>90


LINEAR LIGHT MODULES with opal diffuser

565.1J	L 28,6	0,2	white	6W 744 lm 3000K 48V		216,00
565J	L 28,6	0,2	black	6W 744 lm 3000K 48V		216,00
567.1J	L 141	1	white	29,8W 3720 lm 3000K 48V		401,00
567J	L 141	1	black	29,8W 3720 lm 3000K 48V		401,00

LINEAR LIGHT MODULES with diffuser UGR <19


566.1J	L 28,6	0,2	white	5,6W 579 lm 3000K 48V		281,00
566J	L 28,6	0,2	black	5,6W 579 lm 3000K 48V		281,00
597.1J	L 113	0,8	white	18,2W 2087 lm 3000K 48V		617,00
597J	L 113	0,8	black	18,2W 2087 lm 3000K 48V		617,00

On request available with 2700K and 4000K and with prismatic screen



ACCESSORY
light-breaking channel

Painted aluminum channel
available in three lengths
depending on the module.



ACCESSORY light-breaking channel

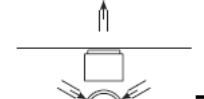
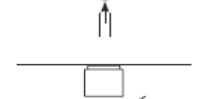
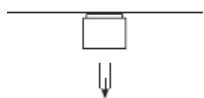
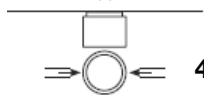
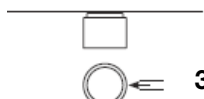
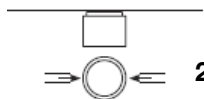
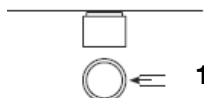


40168/GI	H 6 L 28,6 cm		yellow		16,00
40168.1/GI	H 6 L 113 cm		yellow		41,00
40168.2/GI	H 6 L 141 cm		yellow		58,00
40168/NE	H 6 L 28,6 cm		black		16,00
40168.1/NE	H 6 L 113 cm		black		41,00
40168.2/NE	H 6 L 141 cm		black		58,00

Eye

design Emiliana Martinelli

Series of modular devices for ceiling installation. LED integrated source available with different optics: narrow and wide. Made by lacquered aluminium cylindrical bodies and several joints of different lengths in order to obtain different configurations. The power cable is hidden inside the joints.

Integrated electronic driver.



code	dimension	Kg	colour	LED integrated/bulb	Unit price
2876/1/L/1/14/BI	Ø 16 H 11	1	white	17,5W 2120 lm 3000K beam narrow	232,00
2876/1/L/1/14/NE	Ø 16 H 11	1	black	17,5W 2120 lm 3000K beam narrow	232,00
2876/1/L/1/35/BI	Ø 16 H 11	1	white	17,5W 2120 lm 3000K beam wide	232,00
2876/1/L/1/35/NE	Ø 16 H 11	1	black	17,5W 2120 lm 3000K beam wide	232,00
EYE MADE FOR 1 CONNECTION JOINT					
40148/14/BI	Ø 16 H 11	1	white	17,5W 2120 lm 3000K beam narrow	247,00
40148/14/NE	Ø 16 H 11	1	black	17,5W 2120 lm 3000K beam narrow	247,00
40148/35/BI	Ø 16 H 11	1	white	17,5W 2120 lm 3000K beam wide	247,00
40148/35/NE	Ø 16 H 11	1	black	17,5W 2120 lm 3000K beam wide	247,00
EYE MADE FOR 2 CONNECTION JOINTS (180°)					
40149/14/BI	Ø 16 H 11	1	white	17,5W 2120 lm 3000K beam narrow	259,00
40149/14/NE	Ø 16 H 11	1	black	17,5W 2120 lm 3000K beam narrow	259,00
40149/35/BI	Ø 16 H 11	1	white	17,5W 2120 lm 3000K beam wide	259,00
40149/35/NE	Ø 16 H 11	1	black	17,5W 2120 lm 3000K beam wide	259,00
EYE MADE FOR 2 CONNECTION JOINTS (90°)					
40152/14/BI	Ø 16 H 11	1	white	17,5W 2120 lm 3000K beam narrow	259,00
40152/14/NE	Ø 16 H 11	1	black	17,5W 2120 lm 3000K beam narrow	259,00
40152/35/BI	Ø 16 H 11	1	white	17,5W 2120 lm 3000K beam wide	259,00
40152/35/NE	Ø 16 H 11	1	black	17,5W 2120 lm 3000K beam wide	259,00
EYE MADE FOR 3 CONNECTION JOINTS (T)					
40150/14/BI	Ø 16 H 11	1	white	17,5W 2120 lm 3000K beam narrow	270,00
40150/14/NE	Ø 16 H 11	1	black	17,5W 2120 lm 3000K beam narrow	270,00
40150/35/BI	Ø 16 H 11	1	white	17,5W 2120 lm 3000K beam wide	270,00
40150/35/NE	Ø 16 H 11	1	black	17,5W 2120 lm 3000K beam wide	270,00
EYE MADE FOR 4 CONNECTION JOINTS (CROSS)					
40151/14/BI	Ø 16 H 11	1	white	17,5W 2120 lm 3000K beam narrow	279,00
40151/14/NE	Ø 16 H 11	1	black	17,5W 2120 lm 3000K beam narrow	279,00
40151/35/BI	Ø 16 H 11	1	white	17,5W 2120 lm 3000K beam wide	279,00
40151/35/NE	Ø 16 H 11	1	black	17,5W 2120 lm 3000K beam wide	279,00
EYE MADE FOR 2 CONNECTION JOINTS (120°)					
40153/14/BI	Ø 16 H 11	1	white	17,5W 2120 lm 3000K beam narrow	259,00
40153/14/NE	Ø 16 H 11	1	black	17,5W 2120 lm 3000K beam narrow	259,00
40153/35/BI	Ø 16 H 11	1	white	17,5W 2120 lm 3000K beam wide	259,00
40153/35/NE	Ø 16 H 11	1	black	17,5W 2120 lm 3000K beam wide	259,00
EYE MADE FOR 3 CONNECTION JOINTS (120°)					
40154/14/BI	Ø 16 H 11	1	white	17,5W 2120 lm 3000K beam narrow	270,00
40154/14/NE	Ø 16 H 11	1	black	17,5W 2120 lm 3000K beam narrow	270,00
40154/35/BI	Ø 16 H 11	1	white	17,5W 2120 lm 3000K beam wide	270,00
40154/35/NE	Ø 16 H 11	1	black	17,5W 2120 lm 3000K beam wide	270,00
JOINTS					
40155/BI	L 7 H 8	0,1	white		24,00
40155/NE	L 7 H 8	0,1	black		24,00
40156/BI	L 30 H 8	0,4	white		39,00
40156/NE	L 30 H 8	0,4	black		39,00
40157/BI	L 75 H 8	0,8	white		64,00
40157/NE	L 75 H 8	0,8	black		64,00



Brick system

design Emiliana Martinelli

BRICK WALL

Wall swivel lamp with swivel direct light, lacquered aluminum structure.

Integrated LED light source. With electronic driver.



code	dimension	Kg	colour	LED integrated/bulb	LED	Unit price
1396/S/L/1/O2/BI	L 15 H 5 → 35	1,5	white	27,5W LED 3000 lm 3000K beam narrow	LED	386,00
1396/S/L/1/Q1/BI	L 15 H 5 → 35	1,5	white	27,5W LED 3000 lm 3000K beam medium	LED	386,00
1396/S/L/1/R/BI	L 15 H 5 → 35	1,5	white	27,5W LED 3000 lm 3000K beam wide	LED	386,00

swivel direct light



BRICK STANDING

Standing device with 2 swivel direct lights. **Integrated LED light source.** Lacquered aluminium structure, swivel base.

With electronic driver.



2275/2/L/1/O2/BI	H 190	14	white	2x27,5W LED 16° 2x3000 lm 3000K beam narrow	LED	1.042,00
2275/2/L/1/Q1/BI	H 190	14	white	2x27,5W LED 26° 2x3000 lm 3000K beam medium	LED	1.042,00
2275/2/L/1/R/BI	H 190	14	white	2x27,5W LED 32° 2x3000 lm 3000K beam wide	LED	1.042,00

version with 4 spotlights available on request

swivel direct light




Eye built-in

design Emiliana Martinelli

Built-in lamp, swivel direct light.

White aluminium structure.

Integrated LED light source.



2882/L/1/O2/BI	ø 20	1	white	27,5W LED 3000 lm 3000K	LED	215,00
	ø 17 hole H 10			beam narrow		
2882/L/1/MS/BI	ø 20	1	white	27,5W LED 3000 lm 3000K	LED	215,00
	ø 17 hole H 10			beam medium		
2882/L/1/R/BI	ø 20	1	white	27,5W LED 3000 lm 3000K	LED	215,00
	ø 17 hole H 10			beam wide		

Electronic driver included to built-in inside the false ceiling.



OUTDOOR

page 67-74

outdoor

Lady Galala

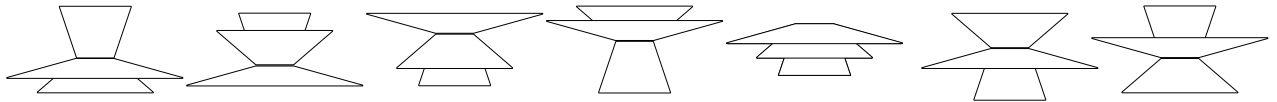
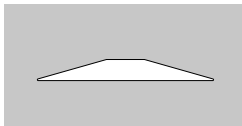
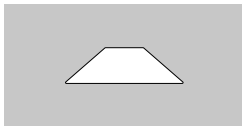

design Peluffo&Partners

Modular diffused light pendant lamp consisting of 3 different satin-finish methacrylate diffusers in 4 colours and an internal support with a satin-finish glass screen designed for an LED bulb. By combining the diffusers of different shapes and colours, various configurations can be obtained (see examples). Indoor version also available.

Suspension cable 3,5 m



code	dimension	Kg	colour	LED integrated/bulb	Unit price
LAMP BODY					
40171.1/BI	Ø 12,5 H 25	1,5	white	12W E27 LED	310,00
40171.1/AN	Ø 12,5 H 25	1,5	anthracite	12W E27 LED	310,00
METHACRYLATE DIFFUSERS					
40172.1/BI	Ø 25 H 18	0,3	white		63,00
40172.1/GI	Ø 25 H 18	0,3	yellow		63,00
40172.1/AR	Ø 25 H 18	0,3	orange		63,00
40172.1/BL	Ø 25 H 18	0,3	blue		63,00
40173.1/BI	Ø 40 H 12	0,4	white		80,00
40173.1/GI	Ø 40 H 12	0,4	yellow		80,00
40173.1/AR	Ø 40 H 12	0,4	orange		80,00
40173.1/BL	Ø 40 H 12	0,4	blue		80,00
40174.1/BI	Ø 60 H 7	1	white		112,00
40174.1/GI	Ø 60 H 7	1	yellow		112,00
40174.1/AR	Ø 60 H 7	1	orange		112,00
40174.1/BL	Ø 60 H 7	1	blue		112,00



Amanita

design Emiliana Martinelli

Outdoor lamp made of highly resistant and water-repellent concrete in cement grey colour. The lower diffuser of the cap is in satin polycarbonate to diffuse the light of the LED light source. Integrated driver. Metal base for locking and fixing the lamp to the concrete.



2311/GR	Ø 36 H 29	17	grey	14W LED 1900lm 2700K	695,00
----------------	-----------	----	------	----------------------	---------------




Frog

design Emiliana Martinelli

Outdoor lamp with adjustable direct light. With black painted aluminium base. Body lamp moulded in polyethylene with rotational technology in octane blue, yellow, orange or black colour.

For LED bulb. A peg is available to fix the lamp in the lawn.

Version with wall support



FROG with base					
2309/BL	Ø 18 H 30 → 25	2	blue	20W E27 LED PAR38 45° 1910lm	347,00
2309/GI	Ø 18 H 30 → 25	2	yellow	20W E27 LED PAR38 45° 1910lm	347,00
2309/AN	Ø 18 H 30 → 25	2	anthracite	20W E27 LED PAR38 45° 1910lm	347,00
2309/AR	Ø 18 H 30 → 25	2	orange	20W E27 LED PAR38 45° 1910lm	347,00
power cable and plug 5m					
40166	peg for fixing in the lawn H25				25,00



FROG with wall support					
1453/BL	Ø 18 H 30 → 25	2	blue	20W E27 LED PAR38 45° 1910lm	347,00
1453/GI	Ø 18 H 30 → 25	2	yellow	20W E27 LED PAR38 45° 1910lm	347,00
1453/AN	Ø 18 H 30 → 25	2	anthracite	20W E27 LED PAR38 45° 1910lm	347,00
1453/AR	Ø 18 H 30 → 25	2	orange	20W E27 LED PAR38 45° 1910lm	347,00

BULBS					
510X	20W E27 LED PAR38 45° 1910lm				39,00
511X	14W E27 LED PAR38 75° 1400lm				31,00

outdoor

Ciulifruli

Design Alfonso Femia & Emiliana Martinelli

Outdoor suspension lamps with diffused light. Different shapes and dimensions, rotational moulding. 5 white different polyethylene diffusers and polyethylene support in 5 colours.

For LED bulb.

Orange cable m 5



Base with supports to fix 1 or 3 Ciulifruli lamps completely in stainless steel.



IP 65 device
IP 44 plug



code	dimension	Kg	colour	LED integrated/bulb	Unit price
DIFFUSERS IN POLYETHYLENE					
30859/BI diffuser 1	Ø 16 H 16	1,5	white		68,00
30860/BI diffuser 2	Ø 23 H 19	1,5	white		68,00
30861/BI diffuser 3	Ø 15 H 29	1,5	white		68,00
30862/BI diffuser 4	Ø 29 H 12,5	1,5	white		68,00
30903/BI diffuser 5	Ø 50 H 40	2,5	white		145,00

OUTDOOR SUPPORT WITH ORANGE CABLE AND PLUG

30858/BI	1	white	 1x10W E27 LED Ø max 55 mm for diffusers code 1-2-3 1x5,3W E27 LED Ø max 55 mm for diffuser code 4 1x14W E27 LED Ø max 55 mm for diffuser code 5	125,00
30858/AZ	1	light blue		125,00
30858/GI	1	yellow		125,00
30858/RO	1	red		125,00
30858/VE	1	green		125,00

BASE WITH SUPPORTS

40039/1	Ø 60 H 223	35	stainless steel	755,00
40039/3	Ø 60 H 223	50	stainless steel	1.415,00

BULBS

5056	for diffuser code 4	5,3W E27 LED	8,00
5049	for diffusers code 1-2-3	10W E27 LED	9,00
5278	for diffuser code 5	14W E27 LED	11,00

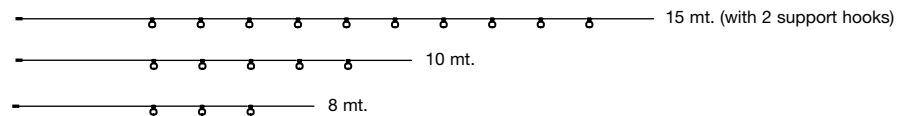
Kiki

design Paola Navone

Kiki chain of suspension lights for outdoor use comprised of 3, 5 or 10 light points fixed at a distance of 100 cm one from the other on the electrical cable. The support is molded in resin and rubber, black, and cabled for LED bulbs. The diffuser is in rotomolded polyethylene. The power cable is equipped with an outdoor plug.



21004/10/NE	Ø14,5 H18,5 L15mt	6	white	10X5,3W E27 LED	1.380,00
21004/5/NE	Ø14,5 H18,5 L10mt	3,2	white	5X5,3W E27 LED	750,00
21004/3/NE	Ø14,5 H18,5 L8mt	2	white	3X5,3W E27 LED	480,00



HOOK

40054/NE	Kit 5 hooks support to be fixed on the top body lamp to install the Kiki on the cable	8,00
-----------------	--	-------------

CABLE INOX

40169	Stainless steel suspension cable kit 13m for 21004/10/NE	50,00
40169.1	Stainless steel suspension cable kit 8m for 21004/5/NE	40,00
40169.2	Stainless steel suspension cable kit 6m for 21004/3/NE	35,00

AMPOULE

5056	ampoule	5,3W E27 LED	8,00
-------------	----------------	--------------	-------------

IP 65 device
IP 44 plug



Kiki cordless

design Paola Navone

Diffused light lamp with rechargeable battery, with USB cable, battery life 5 hours. Diffuser in polyethylene. Charger supplied on request.



21004/DIM/CL/NE	Ø 14,5 H 16	0,5	white	1W LED	133,00
------------------------	-------------	-----	-------	--------	---------------

40065	USB charger (optional)	18,00
--------------	-------------------------------	--------------

IP54



Complete with interchangeable silicone handle in black, red or gray (included)



Trilly

design Emiliana Martinelli

Outdoor suspension, floor or wall lamp, diffused light, rotational moulded white polyethylene material. Orange cable (5 m) and plug.

For LED bulb.



2073	Ø 45 H 50	3	white	1X15W E27 LED	272,00
-------------	-----------	---	-------	---------------	---------------

2073/J	Ø 27 H 36	1,5	white	1X6W E27 LED	200,00
---------------	-----------	-----	-------	--------------	---------------

HOOK FOR WALL ATTACHMENT

30837	0,1	black	22,00
--------------	-----	-------	--------------

IP 65 device
IP 44 plug



€

Unit price

outdoor

€

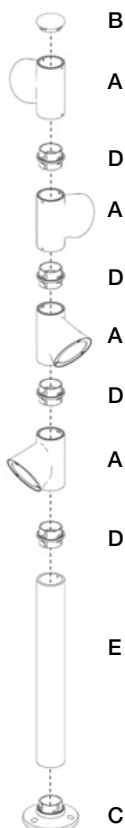
Bruco

design Studio Natural

Outdoor lamp, diffused light, modular. Composed of many elements with 1 or up to 4 lamps bodies. Aluminium die casting. With pole to be fixed on the floor. Modular device composable with the elements (A,B,C,D,E) considering by 1 to max 4 lighting bodies. **Integrated LED 230V.** Any head (A) can be fixed to a pole (E) with unidirectional composition or 4 possible compositions with 90° position.



IP 65



code	dimension	Kg	colour	LED integrated/bulb	Unit price
MODULAR DEVICE TO BE FIXED ON THE GROUND					
ELEMENTS:					
A - 40059/AN head	Ø 6,5 H 13,5 →14	1	anthracite	8W LED 820 lm 2700K	175,00
B - 40060/AN top	Ø 6,5 H 1	0,1	anthracite		22,00
C - 40061/AN base	Ø 13 H 3	0,6	anthracite		49,00
D - 40062/AN joint	Ø 6,5 H 0,5	0,2	anthracite		20,00
E - 40063/AN pole	Ø 6,5 H 33	1	anthracite		59,00
E - 40064/AN pole	Ø 6,5 H 47	1,3	anthracite		66,00
E - 40181/AN pole	NEWS Ø 6,5 H 138,5	1,3	anthracite		165,00
A - 40059/CO head	Ø 6,5 H 13,5 →14	1	corten	8W LED 820 lm 2700K	175,00
B - 40060/CO top	Ø 6,5 H 1	0,1	corten		22,00
C - 40061/CO base	Ø 13 H 3	0,6	corten		49,00
D - 40062/CO joint	Ø 6,5 H 0,5	0,2	corten		20,00
E - 40063/CO pole	Ø 6,5 H 33	1	corten		59,00
E - 40064/CO pole	Ø 6,5 H 47	1,3	corten		66,00
E - 40181/CO pole	NEWS Ø 6,5 H 138,5	1,3	corten		165,00

EXAMPLES

2 bodies and pole H 47 (total 79 cm)

2 x head 40059/AN	2x175,00
1 x top 40060/AN	22,00
1 x base 40061/AN	49,00
2 x joint 40062/AN	2x20,00
1 x pole 40064/AN	66,00
	527,00

1 body and pole H 33 (total 51 cm)

1 x head 40059/AN	175,00
1 x top 40060/AN	22,00
1 x base 40061/AN	49,00
1 x joint 40062/AN	20,00
1 x pole 40063/AN	59,00
	325,00

maximum height of composition 2 m

Bruco wall

design Studio Natural

Wall lamp with direct/indirect light. Structure in aluminum die casting lacquered in anthracite or corten colors.

Integrated LED

light source 230V. IP 65



Wall lamp with direct/indirect light. Structure in aluminum die casting lacquered in anthracite or corten colors.

Integrated LED

light source 230V. IP 65




1440/AN	Ø 13 H 14 →17,5	1,5	anthracite	8W 820 lm LED 2700K	245,00
1440/CO	Ø 13 H 14 →17,5	1,5	corten	8W 820 lm LED 2700K	245,00
1440/2/AN	Ø 13 H 31,5 →38	2,5	anthracite	2x8W 2x820 lm LED 2700K	396,00
1440/2/CO	Ø 13 H 31,5 →38	2,5	corten	2x8W 2x820 lm LED 2700K	396,00

outdoor

Plan

design Marc Sadler

An outdoor wall lamp for indirect light. Concrete grey structure in high-resistance with water-proofer. For LED light source.



code	dimension	Kg	colour	LED integrated/bulb	Unit price
1443/P/GR	L 40 → 20 H 7	4,5	concrete grey	13W 1500lm 230V 2700K	431,00


IP65



Koala

design Emiliana Martinelli

An outdoor wall lamp with direct/indirect light. High resistance concrete structure with water-proofer, in concrete grey colour. Available with integrated LED, **integrated driver inside the body.**



1444/GR	L 18 → 14 H 18	4,7	concrete grey	2x10W 2x1000lm 2700K	496,00
---------	----------------	-----	---------------	----------------------	--------

IP65



Cyborg outdoor

design Karim Rashid

Outdoor lamp to be placed on the ground with electric cable and plug or it can be fixed to the ground by using pegs. Structure in high-resistance concrete with water-proofer. It comes in concrete-grey or yellow-ochre color.

For LED light source 230V.



2306/GR	Ø40 H 61	13	concrete grey	10W 1000lm 230V 2700K	539,00
2306/GI	Ø40 H 61	13	yellow ochra	10W 1000lm 230V 2700K	539,00
40111	pegs for the ground fixing (optional).	0,5			43,00

IP65



Pont outdoor

design Marc Sadler

A direct-light outdoor lamp to light your green spaces. To be fixed to the floor with stainless steel base elements (provided), or to the ground with pegs to be fixed at the extremity of the lamp (optional). Structure in high-resistance concrete with water-proofer in concrete-grey color, other colors on request.

For LED light source 24V, remote driver not included.



40105/GR	L 114 H 30	6,5	grey concrete	24W 1620lm 24V 2700K	503,00
40106	driver	1		30W IP67	26,00
40107	driver	2		150W IP67	82,00
40108	box with driver	2		30W IP67	59,00
40109	box with driver	3		150W IP67	132,00
40110	kit 2 pegs for the ground fixing	0,6			43,00

IP67



Boleto

design Emiliana Martinelli

Outdoor lamp with direct light for LED light source 230V. Corten painted aluminium structure. Three sizes of the stem with base to be fixed on the ground or with pegs (on request).



2308/J/230/CO	Ø14 H 35	3,4	corten	10W 1000lm 230V 2700K	440,00
2308/230/CO	Ø14 H 50	3,4	corten	10W 1000lm 230V 2700K	450,00
2308/70/230/CO	Ø14 H 70	3,6	corten	10W 1000lm 230V 2700K	465,00
40166	peg for the ground fixing H25				25,00

IP65




€

outdoor

Bowl

design S. & R. Cornelissen

Outdoor floor lamp, diffused light, rotational moulded white polyethylene material, black handle in moulded resin. With orange cable (3 m) and plug.
For LED bulb.



IP 65 device
IP 44 plug



code	dimension	Kg	colour	LED integrated/bulb	Unit price
812	Ø 35	2	white	1x15W E27 LED	195,00
40175	pegs for the ground fixing H25				35,00

Glouglou Pol

design Emiliana Martinelli

Outdoor floor lamp, diffused light, rotational moulded white polyethylene material with orange cable (3 m) and plug.
For LED bulb.



IP 65 device
IP 44 plug



821/BI	40 X 50 H 15	1,5	white	1x6W E14 LED	195,00
--------	--------------	-----	-------	--------------	--------

Glouglou Pol floating

design Emiliana Martinelli

Outdoor floating lamp or floor lamp, diffused light, rotational moulded white polyethylene material, **LED light source**, rechargeable battery included, remote control.
Life: 6 hours




822/BI	40 X 50 H 15	1,5	white	1x1,5W LED RGB	216,00
--------	--------------	-----	-------	----------------	--------

with remote control

Pistillo

design Emiliana Martinelli

Outdoor suspension lamp, diffused light. White opal methacrylate structure, hook and details in black resin moulded. Orange cable (5m) and plug.
With electronic drivers.



IP 65 device
IP 44 plug



2064/P/L/1	Ø 12 H 171/207	4,7	white	25W 1900 LM LED 3000K	558,00
2064/P/XS	Ø 12 H 35/71	2	white	1x12W E27 LED	255,00
lacquered aluminium black screen to be applied on 2064/P/XS lamp (see photo)					
30812/NE *	Ø 26 H 18	0,5	black		54,00

Pistillo

design Emiliana Martinelli

Outdoor floor lamp, diffused light. White opal methacrylate diffuser, base support in white painted stainless steel (Ø 30 cm) to be fixed on the floor, orange cable (3 m) and plug.
White LED light source or RGB. With dimmable electronic driver.



IP 65 device
IP 44 plug



2294/L/DIM	H 190	6	white	45W RGB LED 4000 lm	801,00
with remote control					
dimmable					
2294/L/1/DIM	H 190	6	white	45W LED 4700 lm 3000K	846,00
with remote control					
dimmable					

stainless steel base Ø 60 to be placed on the ground (on request)

outdoor

Biconica pol

design Emiliana Martinelli

Outdoor floor lamp, diffused light, rotational moulded white polyethylene material. **LED light source and integrated electronic driver**. With black cable (3 m) and plug.



IP 65 device
IP 44 plug



code	dimension	Kg	colour	LED integrated/bulb	Unit price
2217/POL/P/BD/L/1 with remote control	H 195	15	white	104W LED 5320lm 2500-6700K TUNABLE WHITE	1.121,00
2217/POL/P/BD/BT/L/1 bluetooth CASAMBI	H 195	15	white	104W LED 5320lm 2500-6700K TUNABLE WHITE	1.235,00
2217/POL/P/BT/L bluetooth CASAMBI	H 195	15	white	104W LED RGB	1.280,00

Bluetooth versions needs to download **CASAMBI** App iOS or Android (Free)

Corona

design Elio Martinelli

CORONA METAL

Ceiling lamp, direct light, aluminium structure, satin glass diffuser. **Integrated LED light source. Complete of dimmable electronic drivers.**



2834/P/L/1/BI	Ø 42 H 10	4	white	28W LED 3000 lm 3000K	453,00
----------------------	-----------	---	-------	-----------------------	---------------

IP44

Out System

design Elio Martinelli

OUT WALL

Outdoor wall lamp, diffused light, resin structure, polycarbonate diffuser, stainless steel grid. White, anthracite or corten paint structure. **LED light source and integrated electronic driver.**

IP 54



1245/L/1/BI	Ø 26 H 11 → 30	2,5	white	8W LED 1100 lm 3000K	465,00
1245/L/1/AN	Ø 26 H 11 → 30	2,5	anthracite	8W LED 1100 lm 3000K	465,00
1245/L/1/CO	Ø 26 H 11 → 30	2,5	corten	8W LED 1100 lm 3000K	503,00

OUT CEILING

Outdoor wall or ceiling lamp, diffused light, resin structure, polycarbonate diffuser, stainless steel grid. White, anthracite or corten paint structure. **LED light source and integrated electronic driver .IP 54**



2813/L/1/BI	Ø 26 H 11	2,5	white	8W LED 1100 lm 3000K	389,00
2813/L/1/AN	Ø 26 H 11	2,5	anthracite	8W LED 1100 lm 3000K	389,00
2813/L/1/CO	Ø 26 H 11	2,5	corten	8W LED 1100 lm 3000K	420,00

OUT STANDING

Outdoor standing lamp, diffused light, resin structure, polycarbonate diffuser, stainless steel grid. White, anthracite or corten paint structure. **LED light source and integrated electronic driver**

IP65



2203/180/L/1/BI	Ø 26 H 180	5	white	8W LED 1100 lm 3000K	646,00
2203/180/L/1/AN	Ø 26 H 180	5	anthracite	8W LED 1100 lm 3000K	646,00
2203/180/L/1/CO	Ø 26 H 180	5	corten	8W LED 1100 lm 3000K	698,00
2203/90/L/1/BI	Ø 26 H 90	4	white	8W LED 1100 lm 3000K	590,00
2203/90/L/1/AN	Ø 26 H 90	4	anthracite	8W LED 1100 lm 3000K	590,00
2203/90/L/1/CO	Ø 26 H 90	4	corten	8W LED 1100 lm 3000K	637,00
2203/42/L/1/BI	Ø 26 H 42	3	white	8W LED 1100 lm 3000K	548,00
2203/42/L/1/AN	Ø 26 H 42	3	anthracite	8W LED 1100 lm 3000K	548,00
2203/42/L/1/CO	Ø 26 H 42	3	corten	8W LED 1100 lm 3000K	592,00

outdoor

€

Polo System

design Elio Martinelli

POLO

Outdoor standing lamp, diffused light, resin structure, sandblast glass diffuser, stainless steel grid. White, anthracite or corten painted structure.

For LED bulb.

IP 65



code	dimension	Kg	colour	LED integrated/bulb	Unit price
2213/200/BI	Ø 13 H 200	5	white	1X15W E27 LED	425,00
2213/200/AN	Ø 13 H 200	5	anthracite	1X15W E27 LED	425,00
2213/200/CO	Ø 13 H 200	5	corten	1X15W E27 LED	460,00
2213/110/BI	Ø 13 H 110	4	white	1X15W E27 LED	364,00
2213/110/AN	Ø 13 H 110	4	anthracite	1X15W E27 LED	364,00
2213/110/CO	Ø 13 H 110	4	corten	1X15W E27 LED	393,00
2213/63/BI	Ø 13 H 63	3	white	1X15W E27 LED	324,00
2213/63/AN	Ø 13 H 63	3	anthracite	1X15W E27 LED	324,00
2213/63/CO	Ø 13 H 63	3	corten	1X15W E27 LED	351,00

POLO

Outdoor wall or ceiling lamp, diffused light, resin structure, sandblast glass diffuser, stainless steel grid. White, anthracite or corten painted structure.

For LED bulb. IP 54



2808/BI	Ø 13 H 25	1,5	white	1X15W E27 LED	196,00
2808/AN	Ø 13 H 25	1,5	anthracite	1X15W E27 LED	196,00
2808/CO	Ø 13 H 25	1,5	corten	1X15W E27 LED	212,00

POLO

Outdoor suspension lamp, diffused light, resin and aluminium structure, sandblast glass diffuser, stainless steel grid. White, anthracite or corten painted structure.

For LED bulb. IP 54



1884/BI	Ø 21 H 40	2,5	white	1X15W E27 LED	382,00
1884/AN	Ø 21 H 40	2,5	anthracite	1X15W E27 LED	382,00
1884/CO	Ø 21 H 40	2,5	corten	1X15W E27 LED	414,00

POLO

Outdoor suspension lamp, diffused light, resin and aluminium structure, sandblast glass diffuser, stainless steel grid. White, anthracite or corten painted structure.

For LED bulb. IP 54



1884/S/BI	Ø 48 H 40	3	white	1X15W E27 LED	463,00
1884/S/AN	Ø 48 H 40	3	anthracite	1X15W E27 LED	463,00
1884/S/CO	Ø 48 H 40	3	corten	1X15W E27 LED	501,00

2250

design Elio Martinelli

Outdoor standing lamp, direct light, pyrex sandblast glass diffuser, silicon rubber seal, aluminium structure and stainless steel pole. Anthracite painted structure.

With electronic driver and Integrated LED light source.

IP 65



2250/L/1	Ø 60 H 270-350	20	anthracite	39W 4200 lm 3000K	on request
----------	----------------	----	------------	-------------------	------------

FURNISHING

page 75-77

Furnishing

Metafora table

design Lella e Massimo Vignelli, 1979

The four forms of the Euclidean geometry, the Cube, the Cylinder, the Sphere and the Pyramid, made of four different marbles, represent the basis of the table finished with a big sheet of transparent glass. The four elements are independent and can be positioned freely, without the table losing its own identity regardless the position of the elements it consists of, being them all necessary however to make it be stable. There are 4 versions depending on the chosen material:

	code	dimension	kg	Unit price
	1979.1	120 X 120 X 2 H 22	124,5	4.135,00
<p>Plane: glass, thickness of 2 cm Base: the Pyramid in Carrara white marble the Cube in Black Marquinia the Cylinder in Travertine the Sphere in Emperador Dark</p>				
	1979.2	120 X 120 X 2 H 22	124,5	4.035,00
<p>Plane: glass, thickness of 2 cm Base: All four geometrical forms are made of Carrara white marble.</p>				
	1979.3	120 X 120 X 2 H 22	124,5	4.035,00
<p>Plane: glass, thickness of 2 cm Base: All four geometrical forms are made of Black Marquinia</p>				
	1979.4	120 X 120 X 2 H 22	124,5	4.035,00
<p>Plane: glass, thickness of 2 cm Base: All four geometrical forms are made of Travertine</p>				



Container unit made of metal and build up using one single square panel cm. 37 x 37 or 35,5 x 35,5, assembled with screws. Five panels form a block that is the module of the system, which is modular in any direction.

Furnishing


Box modular cube

design Elio Martinelli

Box/37

Open unit box to be assembled.

package minimum of 2 boxes
(10 panels 37x37)



code

dimension

kg

colour

€
Unit price


BOX/37/BI 37x37x37 5 panels 37x37
BOX/37/NE 37x37x37 5 panels 37x37
BOX/37/GR 37x37x37 5 panels 37x37

4 white 135,00
4 black 135,00
4 grey 135,00

Box/37/S

Closed, with hinged door and lock. Already assembled hinged and lockable.

package of 1 box 37x37x37.



BOX/37/S/BI 37x37x37 7 panels 37x37
BOX/37/S/NE 37x37x37 7 panels 37x37
BOX/37/S/GR 37x37x37 7 panels 37x37

5,8 white 200,00
5,8 black 200,00
5,8 grey 200,00

Wheels


n° 4 wheels for box.
To be fixed on the bottom of the box



30080

1 black

44,00



Trolley for Minipipistrello Cordless

Service trolley for the transport and recharging of 12 cordless Minipipistrello lamps complete with drivers and cables with jack for recharging the battery. Single power cable for connection to the electric-network



40500/NE

60x100 H 90

15

black

1.900,00



LED Integrated LED light source

LED device with preset for LED bulb

CRI of our devices is CRI > 80

The technical informations (W and lumen) for each device are exclusively referred to the light source and not to the effective value of the device.

/ DIM - dimmable
/ E - emergency

Due to constant changes in LED technology, please check our website for current product specifications.

BEAMS OF LIGHT LEGEND

very narrow	< 10°
narrow	11-20°
medium	21-30°
wide	31-40°
very wide	> 40°





COLOUR FINISHES LEGEND

AD	anodized
BI	white
NE	black
GR	grey
AN	anthracite
AU	gold (lacquered / polished)
RO	red
BL	blue - blue octane
AZ	light blue
AR	orange
GI	yellow
CH	golden sand
VE	green
MA	dark brown
CO	corten
BG	beige
TR	transparent
CS	cardboard
AL	aluminium
LU	polished
CU	copper
CP	pearl copper
TI	titane
OT	brass
BZ	bronze
FC	fuchsia
ORO	gold 24 K

MARBLE

MAR/MR	black marquinia
MAR/CA	white carrara
MAR/AR	white arabesque

LEGEND OF SYMBOLS

	Dimmable
	Bluetooth
	Tunable white
	Touch control

LIGHT YOU LIKE

"Light you like" is Martinelli Luce's project which, through the bluetooth technology, makes you the protagonist in the space of your daily life to give life to a new sensorial experience and improve your well-being.

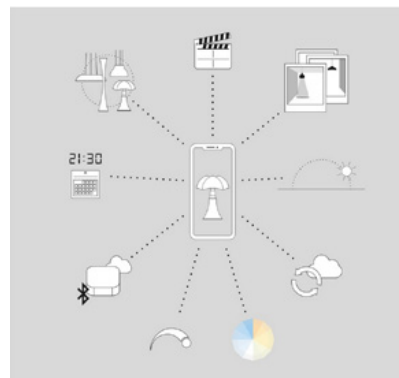
With this technological innovation, Martinelli Luce offers a modular light thanks to the system of control of the intensity and color temperature (only some products) allowing you to customize your living space according to your emotions and sensations.

Working on the lighting of your home becomes easy and intuitive, thanks to the use of apps compatible with Apple and Android systems, which through simple touch controls on smartphones and tablets allow you to adjust multiple lighting devices and adapt the light to your needs .

The codes that use this technology are highlighted with the logo **LIGHT YOU LIKE**

With the apps you can:

- Dim the lamps via bluetooth device, iOS and Android Apps
- Adjust the light temperature dynamically from 2500 to 6700K (for some compatible products)
- Create groups of lamps for synchronization (max 127)
- Create scenes: for temporal lighting; for switching groups of lamps on / off
- Take a photo of the lamp and view it in the app to simplify product selection.



Terms of sale

This price list cancels all the previous ones.
The prices are in EUR without VAT.
The prices are only recommended.

Delivery

Goods delivered free Lucca. In any case the goods will travel at customer's own risk.
The delivery terms, unless previously agreed in writing, are not binding.

Packaging

Packing costs in cardboard boxes are included in the price.

Orders

Despatches are not carried out for goods to the value of less than € 500,00.
Cancellations of already sent and confirmed orders are not accepted except for written arrangements between the parties. In any case cancellations or changes of orders concerning special executions are not accepted. Martinelli Luce reserves the right to cancel or to partially execute the order as well as to make structural changes, changes to drawings and to materials without notice.

Complaints and returns

Martinelli Luce is not responsible for possible breaks or losses during the transportation of its supplies. Any possible complaint will have to be submitted within eight days from the receipt of the goods by registered letter or by fax or by e-mail. Return of materials is not accepted unless authorized in writing beforehand; they have to be delivered free port and goods in perfect conditions, not being used and into their original packages will be confirmed only, with a 20% reduction on the net value as a payback for the repacking up and transportation costs. Unusable products will be put at the Customer's disposal again or scrapped after 30 days with no credit.

Payment

Payment must be settled at supplier's place of residence. The terms of payment set out on the invoice are binding. In case of delay of payment interests should be paid on the arrears equal to the official discount rate in force at the moment of non-payment plus 5 points, as well as any expenses incurred in recovering the debt.

Reserve of property

The manufacturer is the sole owner of the goods till they have been fully paid.

Further clauses

The prices indicated do not include bulbs. All models are in compliance with legal standards and regulations. Any controversy arising comes under the jurisdiction of the Court of Justice of Lucca.

We do not take the responsibility for damages resulting from the improper use of the devices.

Images and representations of the products in the price list, catalogue and the web site can differ from the real goods in particular, but not only, concerning the cables, electrical cables, colors, prices, dimensions, descriptions, details and timer.
dettagli e timer.

MARKS OF APPROVAL



The **CSQ-IQNET** label is valid all over the world. It certifies that **MARTINELLI LUCE** runs a quality management system which complies with the **UNI EN ISO 9001:2015** standard, to guarantee a high quality level for what concerns project, development, production and distribution of its products.



CE - Declares that the manufacturer produces light fittings which comply with the requirements of the **EN 60598/1**.

WARRANTY

Martinelli Luce S.p.A warrants its products to be free from faults and defects in material and workmanship for a period of 24 months from the date of purchase of the products (as certified by the sales invoice). By warranty we mean – following the irrevocable discretion of Martinelli Luce S.p.A – the total or partial replacement of component parts aimed at restoring functionality, limited to structural faults. He warranty does not cover any defects or damages due to use that does not comply with installation instructions and damages arising from the use of products with a level of protection not suitable for environments where contaminating agents may be present. The warranty is void if the products have been tampered with or repaired by people not from Martinelli Luce S.p.A. or by personnel not expressly authorized by us in writing. The warranty is void also in all other cases where, by way of example but not limited to, disputes regarding payments exist, or the information necessary to determine the cause of the failures is not provided, where there is a lack of periodical maintenance and in the event of installation of spare parts on products that are not spare parts purchased at Martinelli Luce S.p.A.

Excluded from the warranty are damages caused by atmospheric events or by electrical charges and surges, and in any case if the product is placed in environments that do not comply with current laws in force. The warranty concerns only the value of the product and not transport costs, costs for dismantling, re-assembly and appraisal. In the event of defects ascertained and promptly reported (within 8 days), Martinelli Luce S.p.A. is to be held responsible for replacing, repairing or refunding – at its discretion – the defective products that must be re-shipped in their original packaging, with the exclusion of any different and further responsibility for damages that may arise with the customer or with third parties following the use of the products manufactured by the company. Excluded from the warranty are lightbulbs, replaceable materials and materials subject to normal wear (batteries, accumulators etc.).

WARRANTY (extension to 5 years)

Martinelli Luce provides a 5-year guarantee for its professional customers, **only on request**, reserved only for Architectural products. Please contact the sales consultant in your area or the company directly for more details.

CLASSES OF ISOLATION



Class 1: appliance fitted with basic insulation throughout and with accessible live parts connected to a supplementary safety circuit (ground).



Class 2: appliance fitted with double insulation or reinforced insulation without ground connection.



Class 3: appliance designed for safety extra low voltage (S.E.L.V.) operation in which not higher voltages are produced.



The upper part of the appliance may come into contact with normally-inflammable surfaces. If this symbol is not shown, the upper part of appliance must be installed not less than 25 mm from any normally inflammable material.

IP PROTECTION



IP20 International Protection, ref. IEC 529 degree of protection against penetration of solids >12 mm



IP40 International Protection, ref. IEC 529 degree of protection against penetration of solids >1 mm.



IP54 International Protection, ref. IEC 529. Protection against splashing water.



IP65 International Protection, ref. IEC 529. Protection against waves.

martinelli luce spa

reserves the right make changes on devices without advance notice illustrated in this pricelist.



martinelli luce spa via Teresa Bandettini - 55100 Lucca - Italy +39 0583 418315
www.martinelliluce.it - info@martinelliluce.it

showroom via S. Lucia 9 - 55100 Lucca - + 39 0583 496254
showroom@martinelliluce.it



martinelli luce®

