

# PRICE LIST

MARS 2022

PRIX PUBLICS HT\*  
*PUBLIC PRICES EX. VAT\**

**Alle Preise zzgl. ges. MwSt.**

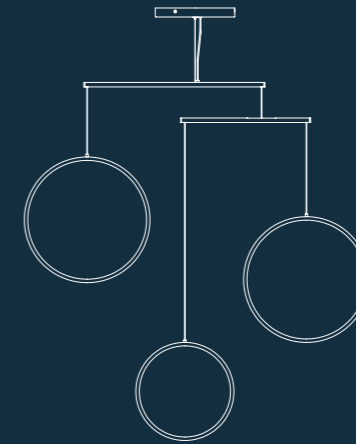
\* soumis aux conditions générales de l'entreprise —  
tarifs incluant l'éco-participation  
\* according to the terms of sale and delivery of the company —  
eco-contribution included

# INDEX

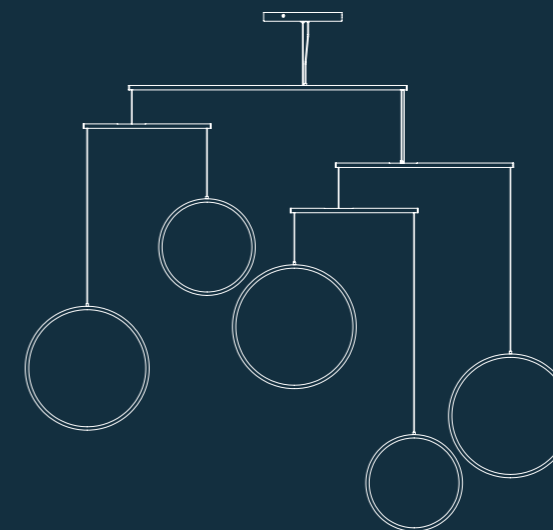
<b>NEW</b>	FOCUS .....	5-7
<b>NEW</b>	MONO .....	9-11
<b>NEW</b>	ARMEN.....	13-15
<b>NEW</b>	YASUKE.....	17-19
<b>NEW</b>	LA LAMPE FRECHIN .....	21-23
<b>NEW</b>	PAN .....	25-27
<b>NEW</b>	MIDNIGHT.....	29-31
<b>NEW</b>	DELUMINA.....	33-37
<b>NEW</b>	BORELY.....	39-41
<b>NEW</b>	ROSALIE .....	43-45
<b>NEW</b>	TELL ME STORIES .....	47-49
<b>NEW</b>	TOBO .....	51-55
<b>NEW</b>	VISION 20/20 .....	57-61
	ORG .....	63-66
	AARO.....	67-68
	RESPIRO .....	69-71
	VVV.....	73-75
	BINY .....	77-81
	IN THE SUN.....	83-88
	IN THE TUBE.....	89-104
	IN THE TUBE 360.....	105-111
	COLLECTION DORMAEL.....	113-118
	ISP .....	119-120
	MANTIS.....	121-125
	HERE COMES THE SUN .....	127-131
	LES ACROBATES DE GRAS .....	133-140
	LAMPE GRAS .....	141-166
	MY BEST ENNEMY .....	167-168
	AMPOULES.....	169-173
	CGV / GTCS.....	174-177

# FOCUS

de Yuji Okitsu



FOCUS x3



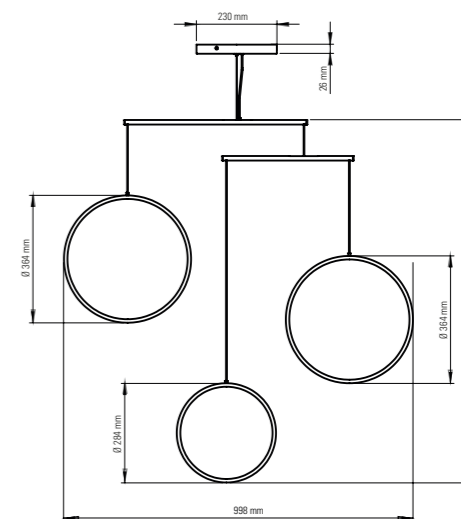
FOCUS x5



**FOCUS x3**  
LUSTRES / CHANDELIERS



220-240V – 20,4W  
CL II – IP20 – LED intégrée / *Integrated LED* –  
2700K – 2040 lm (valeur nominale / *nominal value*)  
Driver intégré / *Integrated driver* – 137 x 50 x 15,5 mm – 24V – 1000mA  
Gradable : non / *Dimmable: no*  
Interrupteur : non / *Switch: no*  
Câbles de suspension / *Suspension cables* : 3 m  
Matériaux : aluminium, PMMA / *Materials: aluminium, PMMA*  
Poids net / *Net weight* : 3,3 kg



Focus x3  
White



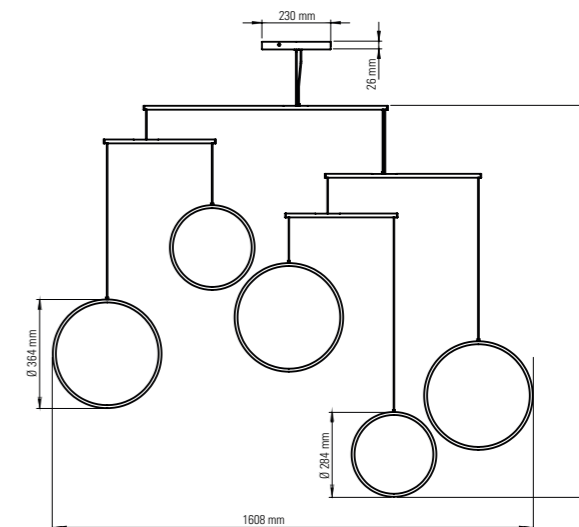
Focus x3  
Black

1833€

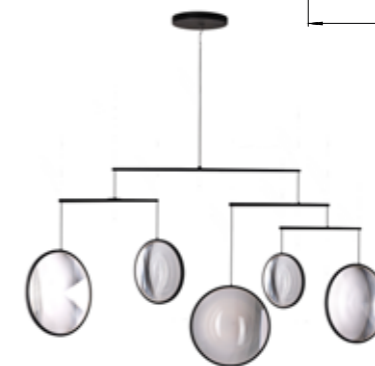
**FOCUS x5**  
LUSTRES / CHANDELIERS



220-240V – 31,8W  
CL II – IP20 – LED intégrée / *Integrated LED* –  
2700K – 3180 lm (valeur nominale / *nominal value*)  
Driver intégré / *Integrated driver* – 170 x 57 x 18 mm – 24V – 1500mA  
Gradable : non / *Dimmable: no*  
Interrupteur : non / *Switch: no*  
Câbles de suspension / *Suspension cables* : 3 m  
Matériaux : aluminium, PMMA / *Materials: aluminium, PMMA*  
Poids net / *Net weight* : 4,2 kg



Focus x5  
White




Focus x5  
Black

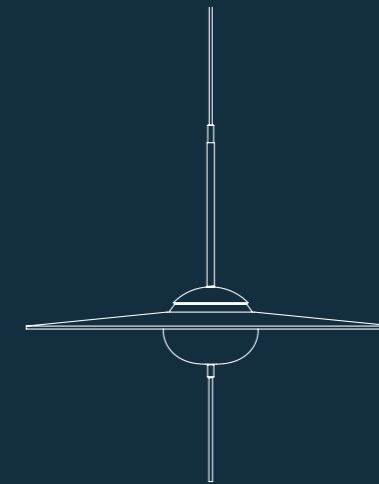
2917€

# MONO


de Vantot



MONO M400



MONO L500



MONO L600

**MONO M400**

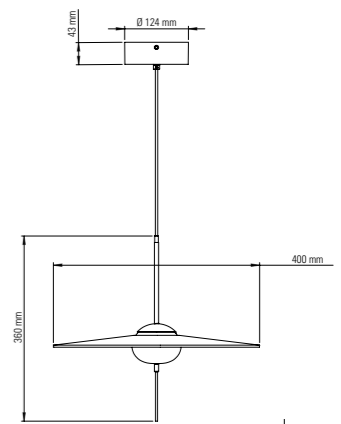
SUSPENSION / PENDANT LAMP



110-240V – 8,4W  
 CL II – IP20 – LED intégrée / *Integrated LED* –  
 2700K – 840 lm (valeur nominale / *nominal value*)  
 Driver intégré / *Integrated driver* – 65 x 50 x 27,5 mm – 24V – 500mA  
 Gradable : oui (variateur tactile) / *Dimmable: yes (touch dimmer)*  
 Interrupteur : oui, sur la lampe / *Switch: yes, on the lamp*  
 Câble / *Cable* : 3 m  
 Matériaux : aluminium, verre / *Materials: aluminium, glass*  
 Poids net / *Net weight* : 1,9 kg



Mono M400



483€

**MONO L500**

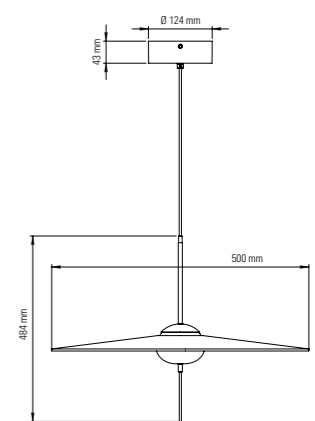
SUSPENSION / PENDANT LAMP



110-240V – 13W  
 CL II – IP20 – LED intégrée / *Integrated LED* –  
 2700K – 1300 lm (valeur nominale / *nominal value*)  
 Driver intégré / *Integrated driver* – 65 x 50 x 27,5 mm – 24V – 500mA  
 Gradable : oui (variateur tactile) / *Dimmable: yes (touch dimmer)*  
 Interrupteur : oui, sur la lampe / *Switch: yes, on the lamp*  
 Câble / *Cable* : 3 m  
 Matériaux : aluminium, verre / *Materials: aluminium, glass*  
 Poids net / *Net weight* : 3 kg



Mono L500



567€

**MONO L600**

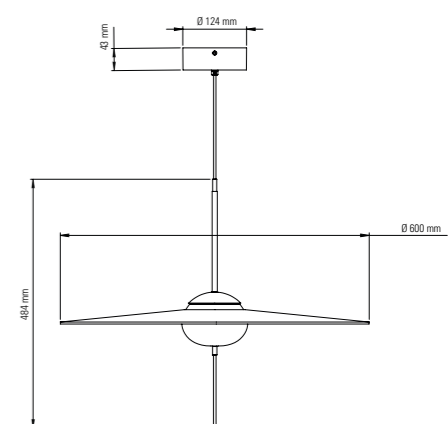
SUSPENSION / PENDANT LAMP



110-240V – 13W  
 CL II – IP20 – LED intégrée / *Integrated LED* –  
 2700K – 1300 lm (valeur nominale / *nominal value*)  
 Driver intégré / *Integrated driver* – 65 x 50 x 27,5 mm – 24V – 500mA  
 Gradable : oui (variateur tactile) / *Dimmable: yes (touch dimmer)*  
 Interrupteur : oui, sur la lampe / *Switch: yes, on the lamp*  
 Câble / *Cable* : 3 m  
 Matériaux : aluminium, verre / *Materials: aluminium, glass*  
 Poids net / *Net weight* : 3,8 kg




Mono L600



634€

# ARMEN™

de Grégoire de Lafforest




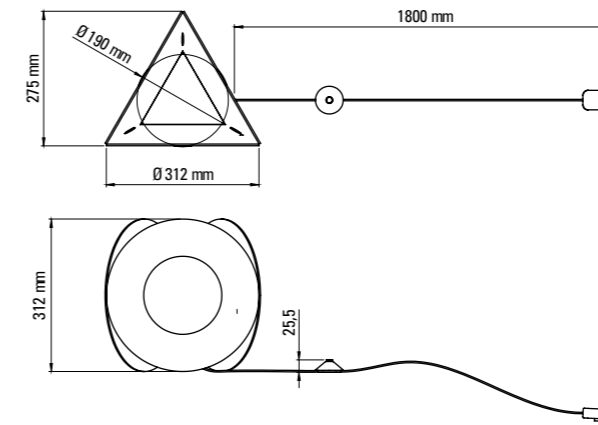
ARMEN

**ARMEN**

LAMPE À RÊVER / LAMP TO DREAM BY



110-240V – 6,1W

CL III – IP20 – LED intégrée / *Integrated LED 2700-3400K – 610 lm (valeur nominale / nominal value)*Driver externe fourni / *External driver supplied – 24V – 600mA*Gradable : oui / *Dimmable : yes*Interrupteur : oui (sur le câble & sur la lampe) / *Switch: yes (on the cable & on the lamp)*Câble / *Cable: 1,8 m – Fiche / Plug: A, C, G*Matériaux : aluminium, verre / *Materials: aluminium, glass*Poids net / *Net weight: 3,8 kg*Autre spécificité : gradation et variation de couleur / *Other specificity: dimming and color shifting*

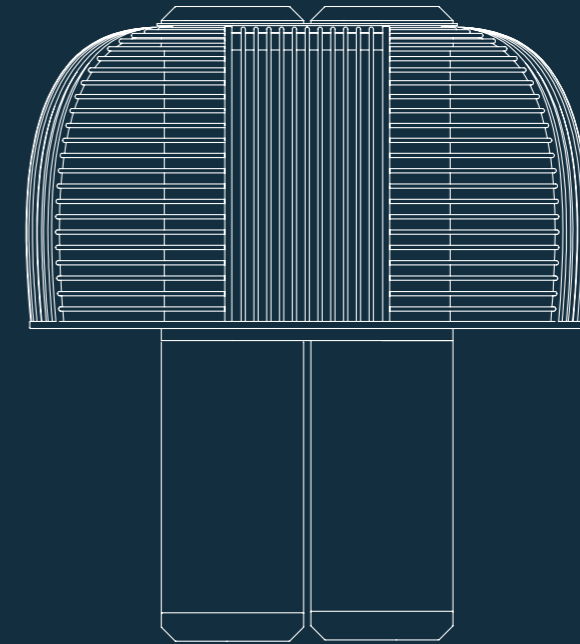
ARMEN

483€



# YASUKE™

de Pierre Brichet et Caroline Ziegler -  
Studio BrichetZiegler



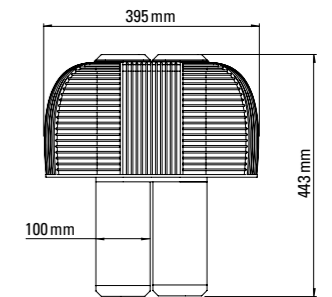
YASUKE

**YASUKE**

LAMPE À RÊVER / LAMP TO DREAM BY



110-240V – 13W

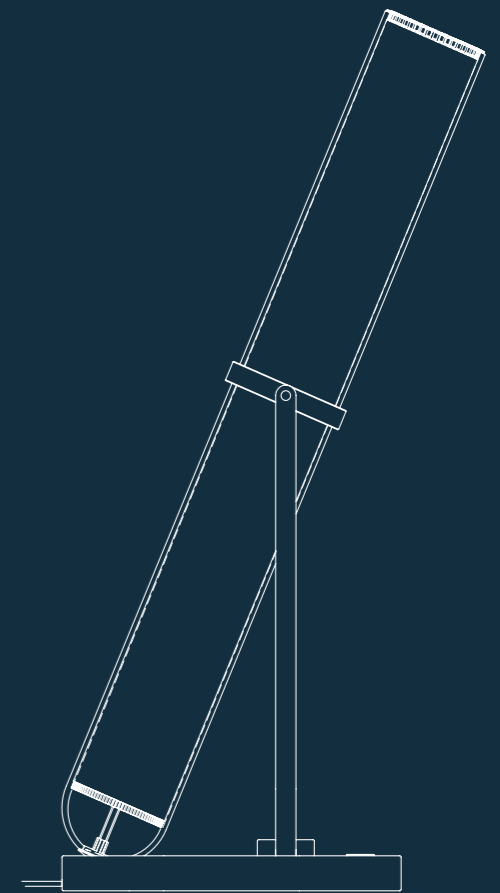
CL III – IP20 – LED intégrée / *Integrated LED* – 2700-3400K – 1300 lm (valeur nominale / *nominal value*)Driver externe fourni / *External driver supplied* – 24V – 1000mAGradable : oui / *Dimmable* : yesInterrupteur : oui (sur la lampe) / *Switch*: yes (on the lamp)Câble / *Cable*: 1,9 m – Fiche / *Plug*: A, C, GMatériaux : acier, aluminium / *Materials*: steel, aluminiumPoids net / *Net weight*: 7,5 kgAutre spécificité : gradation et variation de couleur / *Other specificity*: dimming and color shifting

YASUKE

815€

# LA LAMPE™ FRECHIN

de Jean-Louis Frechin



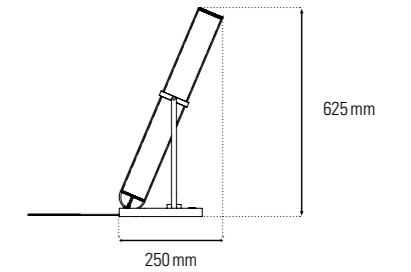
LA LAMPE FRECHIN

**LA LAMPE FRECHIN**

LAMPE À RÊVER / LAMP TO DREAM BY

**NEW**

110-240V – 12,4W


CL III – IP20 – LED intégrée / *Integrated LED* –2690K – 1338 lm (valeur nominale / *nominal value*)Driver externe fourni / *External driver supplied* – 24V – 515mAGradable : oui (interrupteur tactile multi-positions) / *Dimmable : yes (touch dimmer)*Interrupteur : oui (sur la lampe) / *Switch: yes (on the lamp)*Câble / *Cable*: 2,1 m – Fiche / *Plug*: A, C, GMatériaux : verre, marbre, aluminium / *Materials: glass, marble, aluminum*Poids net / *Net weight*: 3,7 kg

LA LAMPE FRECHIN

693€

# PAN

de Simon Schmitz



PAN

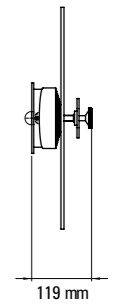
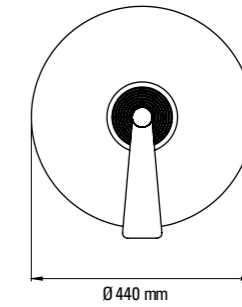


## PAN

APPLIQUE / WALL LAMP

NEW

110-240V – 6W  
 CL II – IP20 – LED intégrée / *Integrated LED* –  
 2700K – 600 lm (valeur nominale / *nominal value*)  
 Driver intégré / *Integrated driver* – 50 x 40 x 21 mm – 12V – 500mA  
 Gradable manuellement / *Manually dimmable*  
 Interrupteur : non / *Switch: no*  
 Matériaux : aluminium, PMMA / *Materials: aluminium, PMMA*  
 Poids net / *Net weight* : 1,9 kg



PAN


340€

# MIDNIGHT

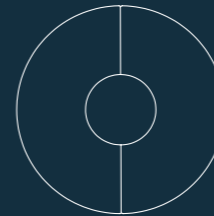
de Stéphanie Cayet



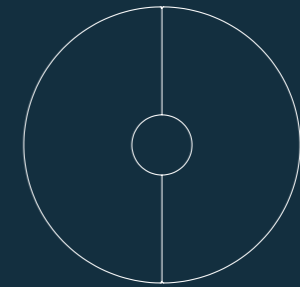
MIDNIGHT 325  
STRIPES



MIDNIGHT 505  
STRIPES



MIDNIGHT 325  
SOLID



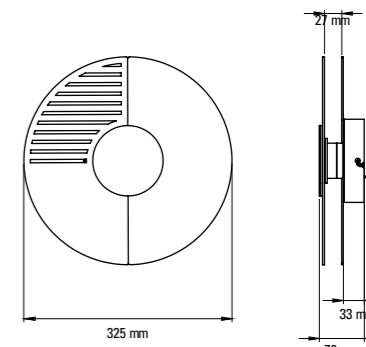
MIDNIGHT 505  
SOLID

**MIDNIGHT 325**

APPLIQUE / WALL LAMP

**NEW**

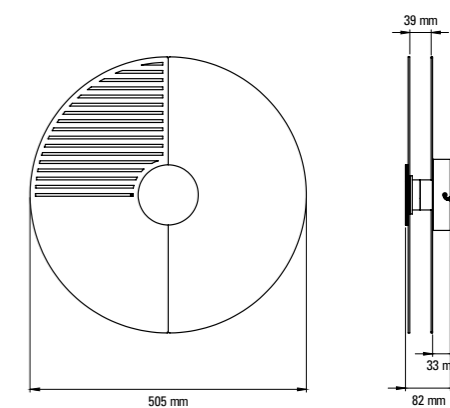
220-240V – 7,5W

CL I – IP20 – LED intégrée / *Integrated LED* – 2700K – 191 lm ou / or 195 lmDriver intégré / *Integrated driver* – 85 x 40,4 x 22 mm – 12-20V – 500mAGradable : oui, TRIAC / *Dimmable: yes, TRIAC*Interrupteur : non / *Switch: no*Matériaux : aluminium, verre / *Materials: aluminium, glass*Poids net / *Net weight* : 1,3 kgMIDNIGHT 325  
STRIPESMIDNIGHT 325  
SOLID**325 €****MIDNIGHT 505**

APPLIQUE / WALL LAMP

**NEW**


220-240V – 7,5W

CL I – IP20 – LED intégrée / *Integrated LED* – 2700K – 214 lm ou / or 233 lmDriver intégré / *Integrated driver* – 85 x 40,4 x 22 mm – 12-20V – 500mAGradable TRIAC / *Dimmable TRIAC*Interrupteur : non / *Switch: no*Matériaux : aluminium, verre / *Materials: aluminium, glass*Poids net / *Net weight* : 2,1 kgMIDNIGHT 505  
STRIPESMIDNIGHT 505  
SOLID**435 €**

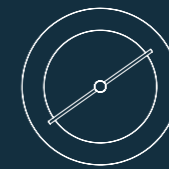


# DELUMINA

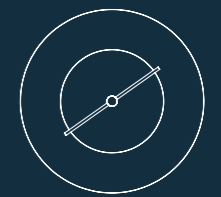
de Giulia Liverani



DELUMINA PENDANT



DELUMINA WALL 250



DELUMINA WALL320



## DELUMINA PENDANT

SUSPENSION / PENDANT LAMP

NEW

220-240V – 2x 10W max

CL I – IP20 – 2x GU5,3 (ampoules non fournies / *bulbs not supplied*)

Driver intégré / *Integrated driver* – 56,5 x 33 x 21 mm – 12V


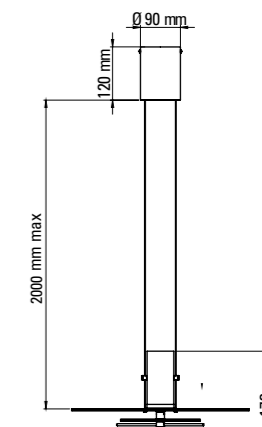
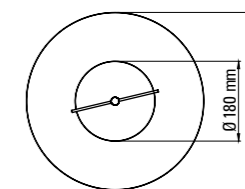
Gradable : oui, TRIAC / *Dimmable: yes, TRIAC*

Interrupteur : non / *Switch: no*

Câble / *Cable* : 3 m

Matériaux : acier, aluminium, verre / *Materials: steel, aluminium, glass*

Poids net / *Net weight* : 2,4 kg



DELUMINA  
PENDANT

585 €

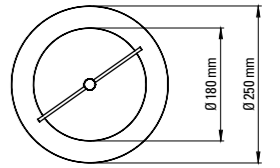
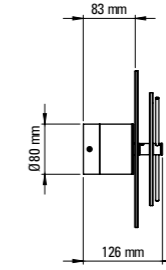


## DELUMINA WALL 250

APPLIQUE / WALL LAMP



220-240V – 5W  
 CL I – IP20 – LED intégrée / *Integrated LED* – 2558K – 140 lm  
 Driver intégré / *Integrated driver* – 49 x 27 x 20 mm – 12-21V – 300mA  
 Gradable : non / *Dimmable: no*  
 Interrupteur : non / *Switch: no*  
 Matériaux : acier, aluminium, verre / *Materials: steel, aluminium, glass*  
 Poids net / *Net weight* : 1,2 kg



DELUMINA WALL 250

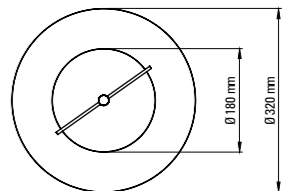
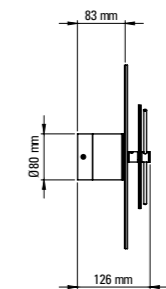
360€

## DELUMINA WALL 320

APPLIQUE / WALL LAMP



220-240V – 5W  
 CL I – IP20 – LED intégrée / *Integrated LED* – 2558K – 140 lm  
 Driver intégré / *Integrated driver* – 49 x 27 x 20 mm – 12-21V – 300mA  
 Gradable : non / *Dimmable: no*  
 Interrupteur : non / *Switch: no*  
 Matériaux : acier, aluminium, verre / *Materials: steel, aluminium, glass*  
 Poids net / *Net weight* : 1,5 kg

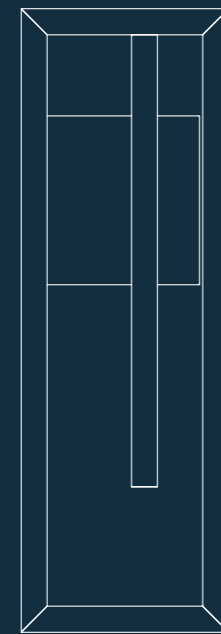


DELUMINA WALL 320

395€

# BORELY

d'Eric Gizard



BORELY

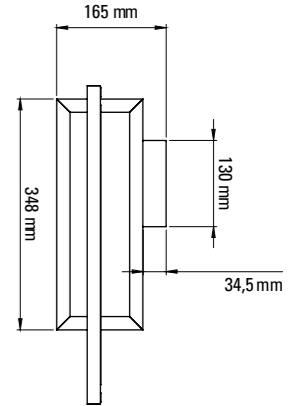
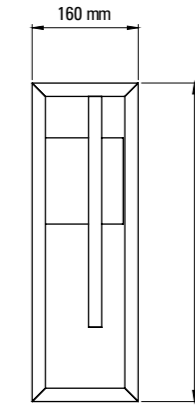
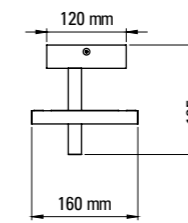


## BORELY

APPLIQUE / WALL LAMP

NEW

220-240V – 8W  
 CL I – IP20 – LED intégrée / *Integrated LED* –  
 2700K – 800 lm (valeur nominale / *nominal value*)  
 Driver intégré / *Integrated driver* – 69,3x13,5x24,6 mm –  
 16-29V – 350mA  
 Gradable : oui, TRIAC / *Dimmable: yes, TRIAC*  
 Interrupteur : non / *Switch: no*  
 Matériaux : laiton ou acier / *Materials: brass or steel*  
 Poids net / *Net weight* : 2,2 kg



BORELY GOLD

600€



BORELY BRONZE

640€




BORELY BLACK

500€

# ROSALIE™

de Julie Fullet



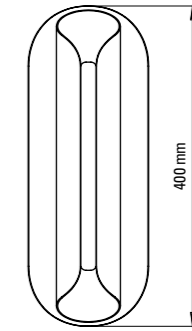
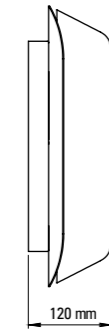
ROSALIE

**ROSALIE**

APPLIQUE / WALL LAMP



220-240V – 12W

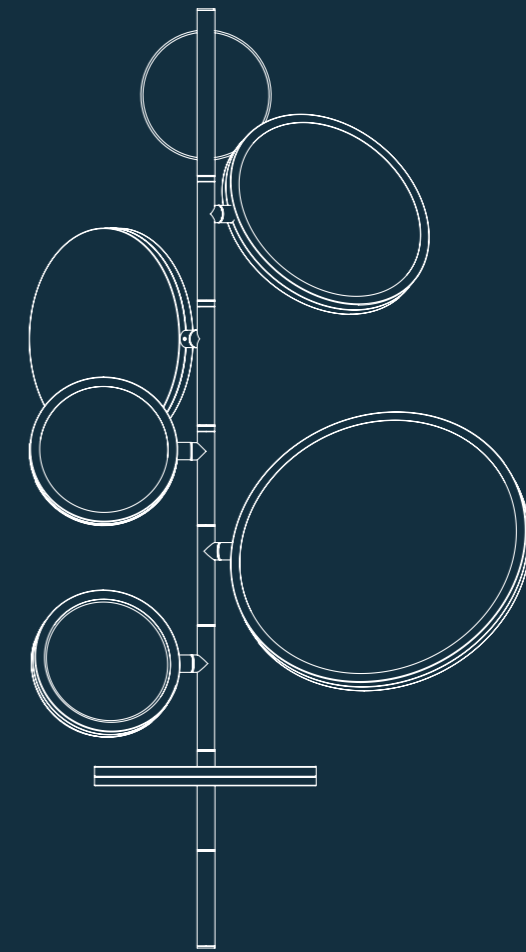
CL I – IP20 – LED intégrée / *Integrated LED* –2700K – 1200 lm (valeur nominale / *nominal value*)Driver intégré / *Integrated driver* – 85 x 40,4 x 22 mmGradable : oui, TRIAC / *Dimmable: yes, TRIAC*Interrupteur : non / *Switch: no*Matériaux : aluminium / *Materials: aluminium*Poids net / *Net weight* : 1,8 kg

ROSALIE

410€

# TELL ME STORIES

de Giulia Liverani



TMS





## TELL ME STORIES

APPLIQUE AVEC MIROIRS / WALL LAMP WITH MIRRORS



220-240V – 12W

CL I – IP44 – LED intégrée / *Integrated LED* – 2700K – 1200 lm  
(valeur nominale / *nominal value*)

Driver intégré / *Integrated driver* – 50 x 50 x 22 mm – 13-21V – 700mA

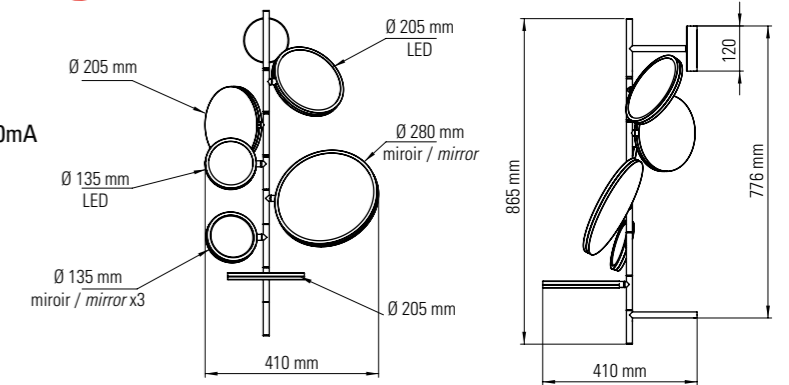
Gradable : oui, TRIAC / *Dimmable: yes, TRIAC*

Interrupteur : non / *Switch: no*

Matériaux : Acier / *Materials: Steel*

2 miroirs (dont 1 miroir grossissant x3) + 2 lampes /  
*2 mirrors (including 1 magnifying mirror x3) + 2 lamps*

Poids / *Weight*: 4,70 kg



TMS  
Gold

1460 €



TMS  
Silver

1375 €



TMS  
Black

1100 €

# TOBO

de DCWéditions



TOBO C65



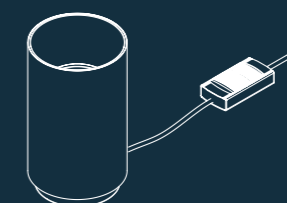
TOBO C85



TOBO C85 DIAG



TOBO W65



TOBO F140


## TOBO

COMMENT UTILISER L'ENJOLIVEUR  
HOW TO USE THE HUBCAP RING


L'enjoliveur en laiton située à la base des modèles de plafonniers Tobo C65, C85, et C85 DIAG est amovible. Vous pouvez alors choisir la configuration de votre lampe : base noire ou laiton pour les modèles en finition Brass, base noire ou laiton pour les modèles en finition Black, base blanche ou laiton pour les modèles en finition White.

*The brass hubcap ring at the base of the Tobo C65, C85, and C85 DIAG ceiling models is removable. You can then choose the configuration of your lamp: black or brass base for the models in Brass finish, black or brass base for the models in Black finish, white or brass base for the models in White finish.*

TOBO C85 DIAG BRASS



TOBO C85 WHITE



TOBO C85 DIAG BLACK

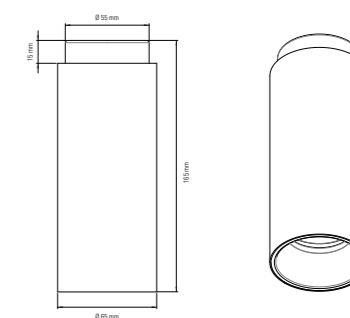


## TOBO C65

PLAFONNIER / CEILING LAMP

NEW  
2022

220-240V – 10W max  
CL II – IP20 – GU10 (ampoule non fournie / bulb not supplied)  
Interrupteur / Switch : Non / No  
Matériaux : acier, laiton / Materials: steel, brass  
Poids net / Net weight : 0,57 kg (finition laiton / brass finish) ou / or 0,45 kg (finitions noire ou blanche / black or white finishes)  
Autre spécificité : enjoliveur en laiton amovible à la base de la lampe / Other specificity: moveable brass hubcap ring at the base of the lamp



TOBO C65  
Brass

200€



TOBO C65  
Black



TOBO C65  
White

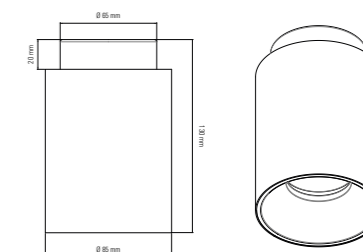
110€

## TOBO C85

PLAFONNIER / CEILING LAMP

NEW  
2022

220-240V – 10W max  
CL II – IP20 – GU10 (ampoule non fournie / bulb not supplied)  
Interrupteur / Switch : Non / No  
Matériaux : acier, laiton / Materials: steel, brass  
Poids net / Net weight : 0,63 kg (finition laiton / brass finish) ou / or 0,26 kg (finitions noire ou blanche / black or white finishes)  
Autre spécificité : enjoliveur en laiton amovible à la base de la lampe / Other specificity: moveable brass hubcap ring at the base of the lamp



TOBO C85  
Brass

215€



TOBO C85  
Black



TOBO C85  
White

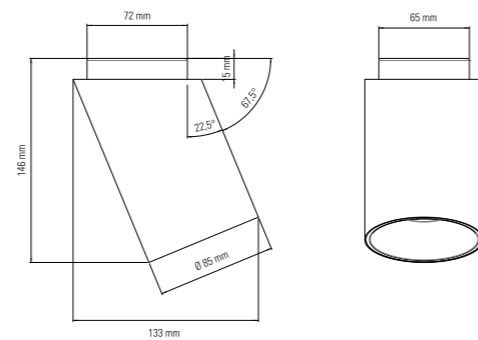
120€

**TOBO C85 DIAG**

PLAFONNIER / CEILING LAMP

NEW

220-240V – 10W max  
 CL II – IP20 – GU10 (ampoule non fournie / *bulb not supplied*)  
 Interrupteur / *Switch* : Non / *No*  
 Matériaux : acier, laiton / *Materials: steel, brass*  
 Poids net / *Net weight* : 0,71 kg (finition laiton / *brass finish*) ou / *or* 0,30 kg  
 (finitions noire ou blanche / *black or white finishes*)  
 Autre spécificité : enjoliveur en laiton amovible à la base de la lampe / *Other specificity: moveable brass hubcap ring at the base of the lamp*



260 €

TOBO C85 DIAG  
BrassTOBO C85 DIAG  
BlackTOBO C85 DIAG  
White

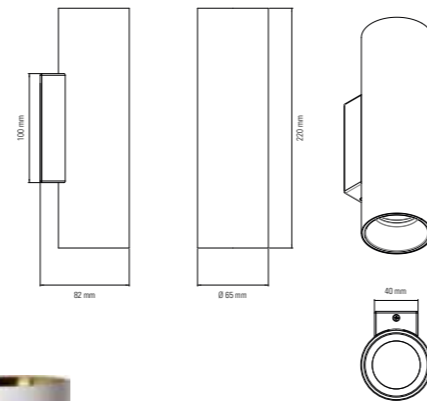
160 €

**TOBO W65**

APPLIQUE / WALL LAMP

NEW

220-240V – 2x 10W max  
 CL II – IP20 – 2x GU10 (ampoules non fournies / *bulbs not supplied*)  
 Interrupteur / *Switch* : Non / *No*  
 Matériaux : acier, laiton / *Materials: steel, brass*  
 Poids net / *Net weight* : 0,76 kg (finition laiton / *brass finish*) ou / *or* 0,49 kg  
 (finitions noire ou blanche / *black or white finishes*)



285 €

TOBO W65  
BrassTOBO W65  
BlackTOBO W65  
White

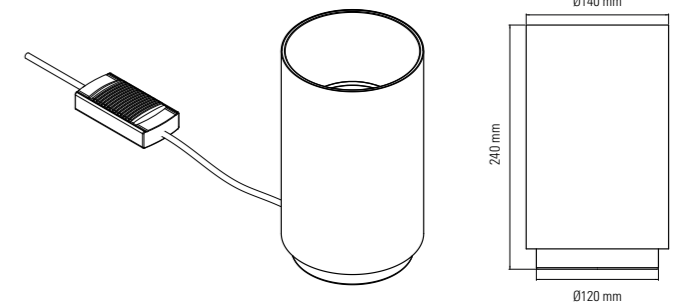
125 €

**TOBO F140**

LAMPE DE SOL / FLOOR LAMP

NEW

220-240V – 20W max  
 CL II – IP20 – E27 (ampoule non fournie / *bulb not supplied*) –  
 PAR30 (type d'ampoule recommandé / *recommended bulb type*)  
 Gradable (interrupteur glissière) / *Dimmable (slide switch)*  
 Interrupteur sur le câble / *Switch on the cable*  
 Câble / *Cable* : 1 m – Fiche / *Plug* : C  
 Matériaux : acier, laiton / *Materials: steel, brass*  
 Poids net / *Net weight* : 1,85 kg

TOBO F140  
BlackTOBO F140  
White

216 €

**ACCESSOIRES / ACCESSORIES**

PLAQUES EN ACIER OPTIONNELLES ADAPTÉES AUX MODÈLES TOBO C65 OU TOBO C85  
 PERMETTANT DE RECOUVRIR UN POT D'ENCASTREMENT CE / *OPTIONNAL STEEL PLATES  
 ADAPTED TO MODELS TOBO C65 OR TOBO C85 ALLOWING TO COVER A CE JUNCTION BOX*



TOBO C65 COVER PLATE  
Black



TOBO C65 COVER PLATE  
White

15€



TOBO C85 COVER PLATE  
Black



TOBO C85 COVER PLATE  
White

15€

# VISION 20/20™

de DCWéditions



VISION 20/20  
OMNI



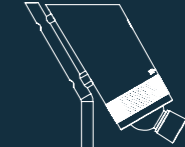
VISION 20/20  
OMNI SW



VISION 20/2



VISION 20/20  
SW



VISION 20/20  
FLOOR

**VISION 20/20 FLOOR**

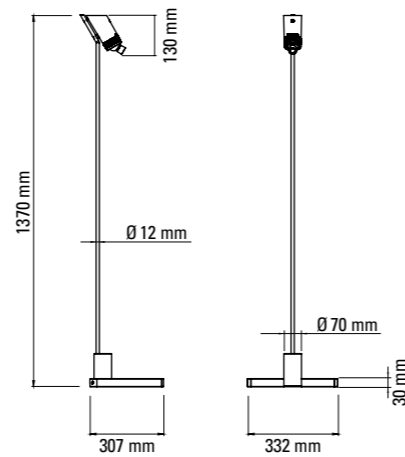
LAMPADAIRE / FLOOR LAMP

NEW

110-240V – 8,5W

CL II – IP20 – LED intégrée / *Integrated LED* – 2746K – 390 lmx2 drivers intégrés / *x2 integrated drivers* – 24 / 3-27V – 250 / 350mAGradable : oui, variateurs sur la lampe (0-100%) / *Dimmable : yes, dimmers on the lamp (0-100%)*

Interrupteur : oui (x2) – sur la lampe, source haute contrôlée par variateur tactile (0-100%), source

basse orientable contrôlée par variateur rotatif (0-100%) / *Switch: yes (x2) – on the lamp, top**source controlled by touch dimmer (0-100%), orientable down source controlled by rotating**dimmer (0-100%)*Câble / *Cable*: 2 m – Fiche / *Plug*: CMatériaux : aluminium, acier / *Materials: aluminium, steel*Poids net / *Net weight*: 3,7 kgAutre spécificité : 2 sources lumineuses (haut et bas) gradables / *Other specificity: 2 dimmable light sources (top and bottom)*

VISION 20-20 FLOOR

510€

**VISION 20/20**

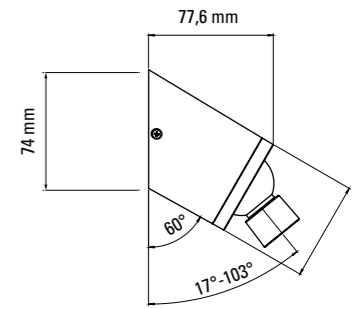
APPLIQUE / WALL LAMP

NEW

110-240V – 3,4W

CL II – IP20 – LED intégrée / *Integrated LED* – 2710K – 150 lmDriver intégré / *Integrated driver* – 43 x 28 x 21 mm – 4V – 700mAGradable : non / *Dimmable: no*Interrupteur : non / *Switch: no*Matériaux : aluminium / *Materials: aluminium*Poids net / *Net weight*: 0,4 kg

VISION 20-20



160€

**VISION 20/20 SW**

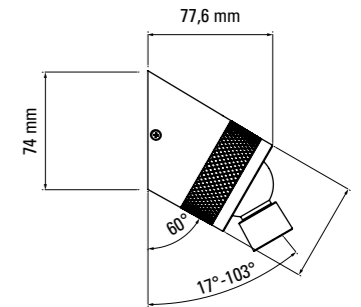
APPLIQUE / WALL LAMP

NEW

110-240V – 4,3W

CL II – IP20 – LED intégrée / *Integrated LED* – 2706K – 150 lmDriver externe / *External driver* – 77 x 45 x 26 mm – 3-27V – 350mAGradable : oui, variateur rotatif sur la lampe (0-100%) / *Dimmable : yes, rotating dimmer on the lamp (0-100%)*Interrupteur : oui, sur la lampe, variateur rotatif (0-100%) / *Switch: yes, on the lamp, rotative dimmer (0-100%)*Matériaux : aluminium / *Materials: aluminium*Poids net / *Net weight*: 0,4 kg

VISION 20-20 SW



199€

**VISION 20/20 OMNI**

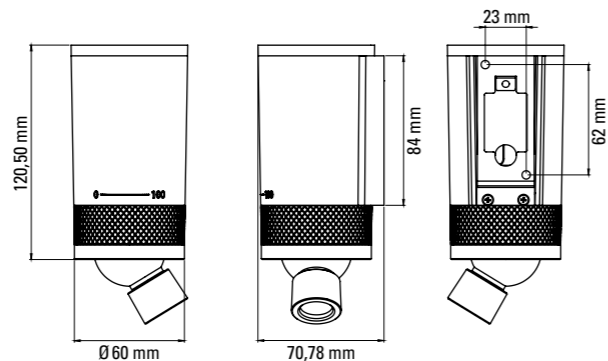
APPLIQUE / WALL LAMP

NEW

220-240V – 8,5W

CL II – IP20 – LED intégrée / *Integrated LED* – 2739K – 327 lmx2 drivers (externe + intégré) / *x2 drivers (external + integrated)* – 77 x 45 x 26 mm (driver externe) – 12-21 / 3-27V – 300 / 350mAGradable : oui (source basse uniquement), variateur rotatif (0-100%) / *Dimmable : yes (down source only), rotating dimmer (0-100%)*Interrupteur : oui, sur la lampe, variateur rotatif / *Switch: yes, on the lamp, rotative dimmer*Matériaux : aluminium / *Materials: aluminium*Poids net / *Net weight* : 0,7 kgAutre spécificité : 2 sources lumineuses (haut et bas), nécessite 2 arrivées électriques (source haute contrôlée par interrupteur externe à prévoir) / *Other specificity: 2 light sources (top and bottom), requires 2 electrical inputs (high source controlled by external switch to be provided)*

VISION 20-20 OMNI



324€

**VISION 20/20 OMNI SW**

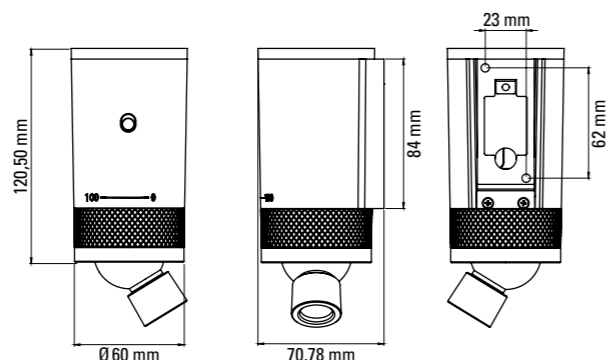
APPLIQUE / WALL LAMP

NEW

220-240V – 8,5W

CL II – IP20 – LED intégrée / *Integrated LED* – 2739K – 327 lmx2 drivers (externe + intégré) / *x2 drivers (external + integrated)* – 77 x 45 x 26 mm (driver externe) – 12-21 / 3-27V – 300 / 350mAGradable : oui (source basse uniquement), variateur rotatif (0-100%) / *Dimmable : yes (down source only), rotating dimmer (0-100%)*Interrupteur : oui (x2) – sur la lampe, variateur rotatif (source basse) + glissière on/off (source haute) / *Switch: yes (x2) – on the lamp, rotative dimmer (down light) + slide on/off (up light)*Matériaux : aluminium / *Materials: aluminium*Poids net / *Net weight* : 0,7 kgAutre spécificité : 2 sources lumineuses (haut et bas) / *Other specificity: 2 light sources (top and bottom)*

VISION 20-20 OMNI SW



330€

**ACCESSOIRES / ACCESSORIES**PLAQUES D'ORNEMENT / *ORNEMENTAL PLATES*VISION 20-20 OMNI  
COVER PLATEPlaque en acier optionnelle adaptée aux modèles Vision 20/20 Omni et Omni SW, permettant de recouvrir un pot d'encastrement CE / *Optional steel plate adapted to Vision 20/20 Omni, allowing to cover a CE junction box*

15€

VISION 20-20  
COVER PLATEPlaque en acier optionnelle adaptée aux modèles Vision 20/20 et Vision 20/20 SW, permettant de recouvrir un pot d'encastrement CE / *Optional steel plate adapted to Vision 20/20, allowing to cover a CE junction box*

15€

**KITS DE CÂBLAGE / CABLE KITS**VISION 20-20  
CABLE SETAccessoire pour VISION 20/20. Si aucune sortie électrique n'a été prévue, les CABLE SET permettent l'installation / *Accessory for VISION 20/20. If the lamp cannot be hard wired, use the CABLE SET.*

85€\*

Longueur du câble : 1,5 m  
*Cable length: 1,5 m*VISION 20-20 SW  
CABLE SETAccessoire pour VISION 20/20 SW. Si aucune sortie électrique n'a été prévue, les CABLE SET permettent l'installation / *Accessory for VISION 20/20 SW. If the lamp cannot be hard wired, use the CABLE SET.*

85€\*

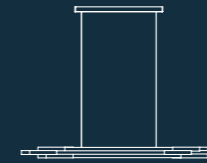
Longueur du câble : 1,5 m  
*Cable length: 1,5 m*VISION 20-20 OMNI  
& VISION 20-20 OMNI SW  
CABLE SETAccessoire pour VISION 20/20 OMNI et OMNI SW. Si aucune sortie électrique n'a été prévue, les CABLE SET permettent l'installation / *Accessory for VISION 20/20 OMNI & OMNI SW. If the lamp cannot be hard wired, use the CABLE SET.*

85€\*

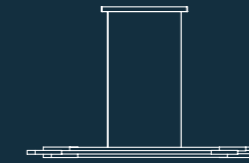
Longueur du câble : 1,5 m  
*Cable length: 1,5 m*\*Prix de l'accessoire sans la lampe / *Price of the accessory without the lamp*

# ORG™

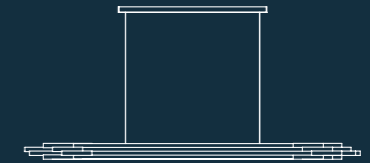
de Sebastian Summa



ORG P HORIZONTAL 1300



ORG P HORIZONTAL 1600



ORG P HORIZONTAL 2000



ORG P VERTICAL 1300



ORG P VERTICAL 1600



ORG P VERTICAL 2000



ORG W 1050



ORG W 1500



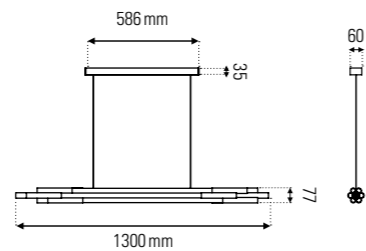
**ORG P HORIZONTAL 1300**

SUSPENSION / PENDANT LAMP

220-240V – 17W

CL I – IP20 – LED intégrée / *Integrated LED* – 2607K – 850 lmDriver intégré / *Integrated driver* – 142 x 50 x 24 mm – 30-60V – 500 mAGradable : oui, TRIAC / *Dimmable: yes, TRIAC*Interrupteur : non / *Switch: no*Câble / *Cable* : 3 m

Matériaux : aluminium, verre, acrylique /

*Materials: aluminium, glass, acrylic*Poids net / *Net weight* : 4 kg

ORG P H 1300


**798€****ORG P VERTICAL 1300**

SUSPENSION / PENDANT LAMP

220-240V – 17W

CL I – IP20 – LED intégrée / *Integrated LED* – 2607K – 850 lmDriver intégré / *Integrated driver* – 142 x 50 x 24 mm – 30-60V – 500 mAGradable : oui, TRIAC / *Dimmable: yes, TRIAC*Interrupteur : non / *Switch: no*Câble / *Cable* : 3 m

Matériaux : aluminium, verre, acrylique /

*Materials: aluminium, glass, acrylic*Poids net / *Net weight* : 4 kg

ORG PV 1300

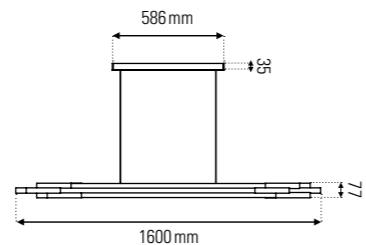
**798€****ORG P HORIZONTAL 1600**

SUSPENSION / PENDANT LAMP

220-240V – 22W

CL I – IP20 – LED intégrée / *Integrated LED* – 2579K – 1045 lmDriver intégré / *Integrated driver* – 142 x 50 x 24 mm – 30-60V – 500 mAGradable : oui, TRIAC / *Dimmable: yes, TRIAC*Interrupteur : non / *Switch: no*Câble / *Cable* : 3 m

Matériaux : aluminium, verre, acrylique /

*Materials: aluminium, glass, acrylic*Poids net / *Net weight* : 5 kg

ORG P H 1600


**1082€****ORG P VERTICAL 1600**

SUSPENSION / PENDANT LAMP

220-240V – 22W

CL I – IP20 – LED intégrée / *Integrated LED* – 2579K – 1045 lmDriver intégré / *Integrated driver* – 142 x 50 x 24 mm – 30-60V – 500 mAGradable : oui, TRIAC / *Dimmable: yes, TRIAC*Interrupteur : non / *Switch: no*Câble / *Cable* : 3 m

Matériaux : aluminium, verre, acrylique /

*Materials: aluminium, glass, acrylic*Poids net / *Net weight* : 5 kg

ORG PV 1600

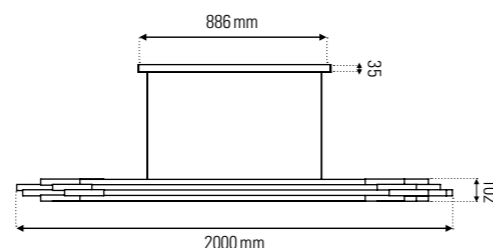
**1082€****ORG P HORIZONTAL 2000**

SUSPENSION / PENDANT LAMP

220-240V – 27W

CL I – IP20 – LED intégrée / *Integrated LED* – 2579K – 1716 lmDriver intégré / *Integrated driver* – 166 x 52 x 24 mm – 28-56V – 700 mAGradable : oui, TRIAC / *Dimmable: yes, TRIAC*Interrupteur : non / *Switch: no*Câble / *Cable* : 3 m

Matériaux : aluminium, verre, acrylique /

*Materials: aluminium, glass, acrylic*Poids net / *Net weight* : 6 kg

ORG P H 2000

**1407€****ORG P VERTICAL 2000**

SUSPENSION / PENDANT LAMP

220-240V – 27W

CL I – IP20 – LED intégrée / *Integrated LED* – 2579K – 1716 lmDriver intégré / *Integrated driver* – 166 x 52 x 24 mm – 28-56V – 700 mAGradable : oui, TRIAC / *Dimmable: yes, TRIAC*Interrupteur : non / *Switch: no*Câble / *Cable* : 3 m

Matériaux : aluminium, verre, acrylique /

*Materials: aluminium, glass, acrylic*Poids net / *Net weight* : 6 kg

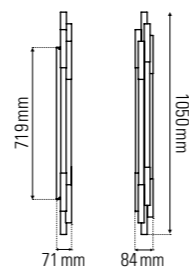
ORG PV 2000

**1407€**

**ORG W 1050**

APPLIQUE / WALL LAMP

220-240V – 12W

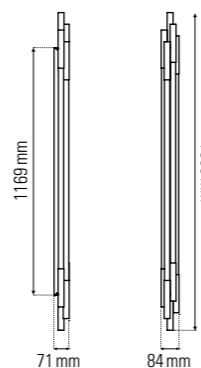
CL I – IP20 – LED intégrée / *Integrated LED* – 2525K – 417 lmDriver intégré / *Integrated driver* – 155 x 54 x 20 mm – 24V – 1250mAGradable : oui, TRIAC / *Dimmable: yes, TRIAC*Interrupteur : non / *Switch: no*Matériaux : aluminium, verre, acrylique / *Materials: aluminium, glass, acrylic*Poids net / *Net weight* : 3 kg

ORG W 1050

**567€****ORG W 1500**

APPLIQUE / WALL LAMP

220-240V – 17W

CL I – IP20 – LED intégrée / *Integrated LED* – 2560K – 763 lmDriver intégré / *Integrated driver* – 155 x 54 x 20 mm – 24V – 1250mAGradable : oui, TRIAC / *Dimmable: yes, TRIAC*Interrupteur : non / *Switch: no*Matériaux : aluminium, verre, acrylique / *Materials: aluminium, glass, acrylic*Poids net / *Net weight* : 4,7 kg

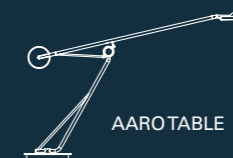
ORG W 1500

**746€****AARO™**

de Simon Schmitz



AARO CEILING

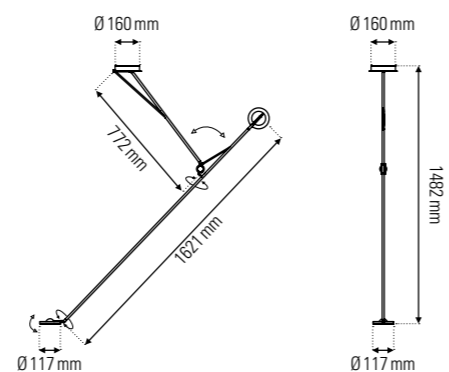
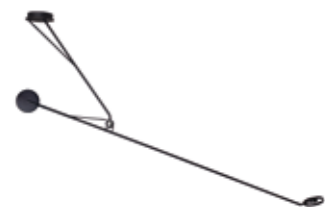
AARO WALL  
SW

AARO TABLE

**AARO CEILING**

PLAFONNIER / CEILING LAMP

110-240V – 4,5W

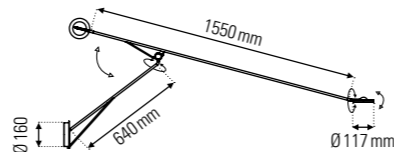
CL I – IP20 – LED intégrée / *Integrated LED* – 2667K – 350 lmDriver intégré / *Integrated driver* – 51,5 x 32,8 x 17 mm – 3-10,5V – 500mAGradable : oui, TRIAC / *Dimmable: yes, TRIAC*Interrupteur : non / *Switch: no*Matériaux : acier, aluminium / *Materials: steel, aluminium*Poids net / *Net weight* : 3,1 kg**672 €**

AARO CEILING

**AARO WALL SW**

APPLIQUE / WALL LAMP

110-240V – 4,5W

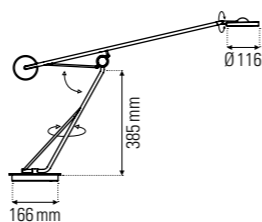
CL I – IP20 – LED intégrée / *Integrated LED* – 2667K – 350 lmDriver intégré / *Integrated driver* – 80 x 39 x 20 mm – 9-24V – 350mAGradable : oui, step / *Dimmable: yes, step*Interrupteur : oui, sur la lampe, variateur tactile / *Switch: yes, on the lamp, touch dimmer*Matériaux : acier, aluminium / *Materials: steel, aluminium*Poids net / *Net weight* : 3,2 kg**704 €**

AARO WALL

**AARO TABLE**

LAMPE DE TABLE / TABLE LAMP

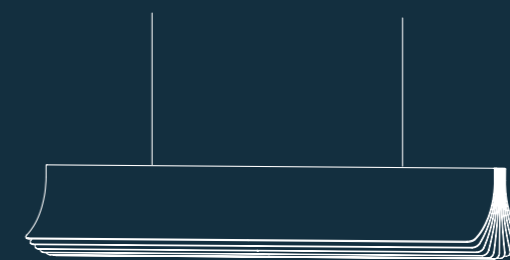
110-240V – 3W

CL III – IP20 – LED intégrée / *Integrated LED* – 2657K – 288 lmDriver plug détachable / *Detachable driver plug* – 12V – 350mAGradable : non / *Dimmable : no*Interrupteur : oui, sur le câble, bascule on/off / *Switch: yes, on the cable, rocker switch on/off*Câble / *Cable*: 2 m – Fiche / *Plug*: A, C, G, IMatériaux : acier, aluminium / *Materials: steel, aluminium*Poids net / *Net weight* : 5,7 kg**693 €**

AARO TABLE

**RESPIRO™**

de Philippe Nigro




RESPIRO 900



RESPIRO 1200



RESPIRO WALL M

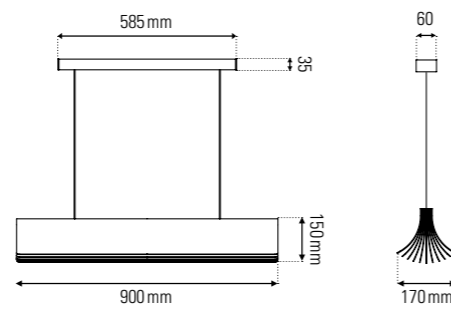


RESPIRO WALL L

**RESPIRO PENDANT 900**

SUSPENSION / PENDANT LAMP

220-240V – 34W

CL I – IP20 – LED intégrée / *Integrated LED* –2700K – 3400 lm (valeur nominale / *nominal value*)Driver intégré / *Integrated driver* – 166 x 52 x 25 mm – 19-38V – 1050 mAGradable : oui, TRIAC / *Dimmable: yes, TRIAC*Interrupteur : non / *Switch: no*Câble / *Cable* : 3 mMatériaux : aluminium anodisé / *Materials: anodized aluminium*Poids net / *Net weight* : 9 kgRESPIRO PENDANT 900  
GOLD-GOLDRESPIRO PENDANT 900  
BL-GOLDRESPIRO PENDANT 900  
WH-GOLD\*


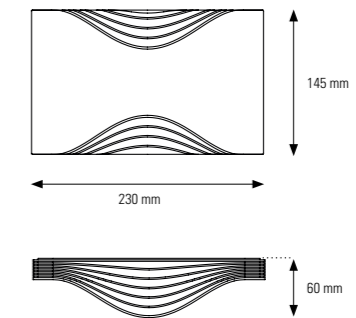
1376€

**RESPIRO WALL M**

APPLIQUE / WALL LAMP

NEW

220-240V – 10W

CL I – IP20 – LED intégrée / *Integrated LED* –2700K – 1000 lm (valeur nominale / *nominal value*)Driver intégré / *Integrated driver* – 48 x 48 x 25 mm – 26-43V – 350mAGradable : oui, TRIAC / *Dimmable: yes, TRIAC*Interrupteur : non / *Switch: no*Matériaux : aluminium / *Materials: aluminium*Poids net / *Net weight* : 1,5 kg

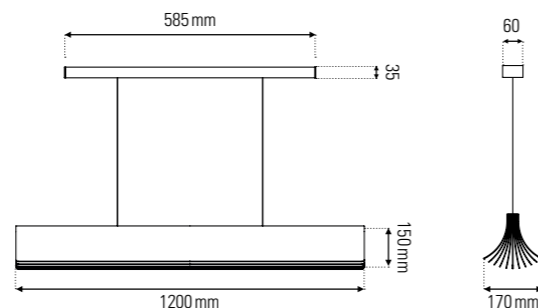
RESPIRO WALL M

410€

**RESPIRO PENDANT 1200**

SUSPENSION / PENDANT LAMP

220-240V – 34W

CL I – IP20 – LED intégrée / *Integrated LED* –2700K – 3400 lm (valeur nominale / *nominal value*)Driver intégré / *Integrated driver* – 166 x 52 x 25 mm – 27-53V – 850 mAGradable : oui, TRIAC / *Dimmable: yes, TRIAC*Interrupteur : non / *Switch: no*Câble / *Cable* : 3 mMatériaux : aluminium anodisé / *Materials: anodized aluminium*Poids net / *Net weight* : 10 kgRESPIRO PENDANT 1200  
GOLD-GOLDRESPIRO PENDANT 1200  
BL-GOLD

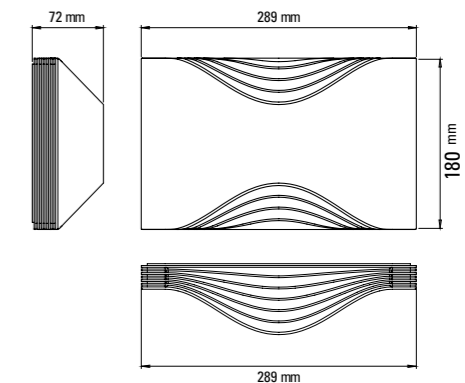
1785€

**RESPIRO WALL L**

APPLIQUE / WALL LAMP

NEW

220-240V – 14W

CL I – IP20 – LED intégrée / *Integrated LED* –2700K – 1400 lm (valeur nominale / *nominal value*)Driver intégré / *Integrated driver* – 48 x 48 x 25 mm – 26-43V – 350mAGradable : oui, TRIAC / *Dimmable: yes, TRIAC*Interrupteur : non / *Switch: no*Matériaux : aluminium / *Materials: aluminium*Poids net / *Net weight* : 1,8 kg

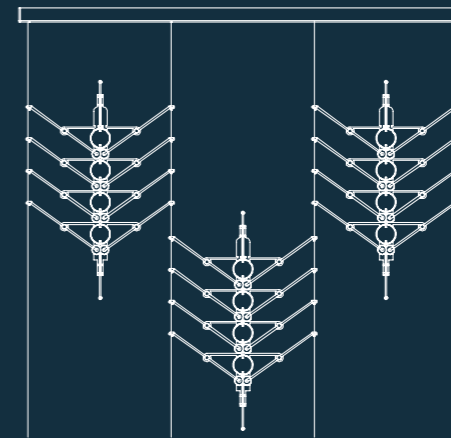
RESPIRO WALL L

530€

\* Jusqu'à épuisement des stocks / *While stocks last*

VVV™

de Vantot



VVV MODULE

## VVV CANOPY

KIT DE SUSPENSION / SUSPENSION KIT

Canopy pour suspension de modules VVV /  
Canopy for suspension of VVV modules

220-240V – 60W

CL I – IP20

Driver intégré (dans le Canopy Start) / Integrated driver (in Canopy Start) –

300 x 30 x 18,5 mm – 12V – 5000mA

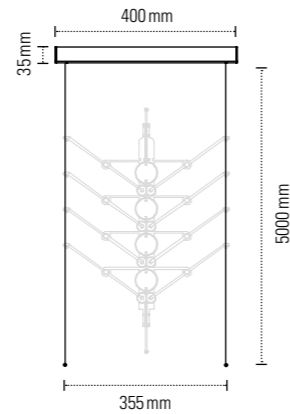
Gradable : oui, TRIAC / Dimmable: yes, TRIAC

Interrupteur : non / Switch: no

Câbles / Cables: 5 m

Matériaux : acier / Materials: steel

Poids net / Net weight : 0,6 kg



Le Canopy «START» permet d'alimenter jusqu'à 24 modules VVV. Il peut se combiner avec les Canopy «PLUS» et «MINUS» pour les compositions à plusieurs rangées. / The Canopy "START" can power up to 24 VVV modules. It can be combined with the Canopy "PLUS" and "MINUS" for multi-row compositions.

CANOPY START  
+ CÂBLE + SPHERE

473€



Les canopy «PLUS» et «MINUS» se connectent au canopy «START» pour créer des compositions à plusieurs rangées. Ils se positionnent en alternance(+--+ ) depuis le canopy «START» / The "PLUS" and "MINUS" canopies connect to the "START" canopy to create multi-row compositions. They are positioned alternately(+--+ ) from the "START" canopy

CANOPY PLUS (+) OU MINUS (-)  
+ CÂBLE + SPHERE

221€

## VVV MODULE

SUSPENSION / PENDANT LAMP

12V – 2W

CL I – IP20 – LED intégrée / Integrated LED –

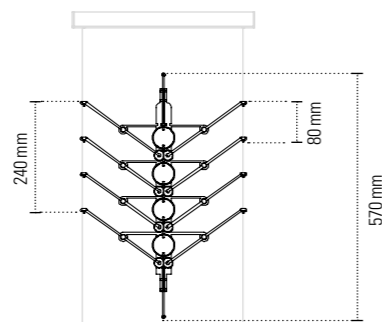
2700K – 200 lm (valeur nominale / nominal value)

Gradable : oui, TRIAC / Dimmable: yes, TRIAC

Interrupteur : non / Switch: no

Matériaux : aluminium anodisé / Materials: anodized aluminium

Poids net / Net weight : 0,4 kg



VVV MODULE  
SILVER



VVV MODULE  
GOLD

368€

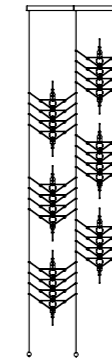
## IDEES DE COMPOSITIONS POUR VVV

### IDEAS OF COMPOSITIONS FOR VVV

#### VVV 6 MODULES

6 Modules  
+ 1 Canopy Start  
+ 1 Canopy Plus (+)  
ou / or 1 Canopy Minus (-)


2902€



#### VVV 15 MODULES

15 Modules  
+ 1 Canopy Start  
+ 2 Canopies Plus (+)  
+ 2 Canopies Minus (-)

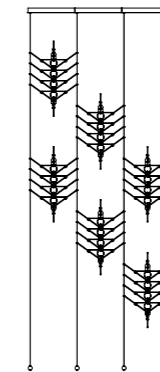
6877€



#### VVV 6 MODULES DIAGONALE

6 Modules  
+ 1 Canopy Start  
+ 1 Canopy Plus (+)  
+ 1 Canopy Minus (-)

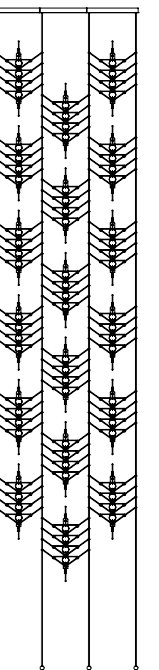
3123€



#### VVV 18 MODULES

18 Modules  
+ 1 Canopy Start  
+ 1 Canopy Plus (+)  
+ 1 Canopy Minus (-)

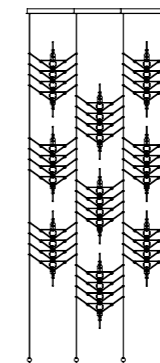
7539€



#### VVV 9 MODULES

9 Modules  
+ 1 Canopy Start  
+ 1 Canopy Plus (+)  
+ 1 Canopy Minus (-)

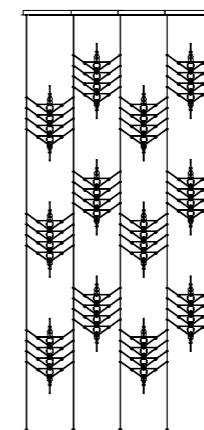
4227€



#### VVV 12 MODULES

12 Modules  
+ 1 Canopy Start  
+ 2 Canopies Plus (+) / Minus (-)  
+ 1 Canopy Minus (-) / Plus (+)

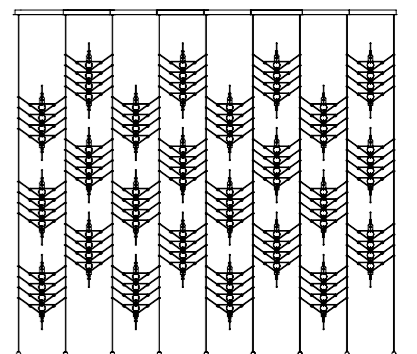
5552€



#### VVV 24 MODULES\*

24 Modules  
+ 1 Canopy Start  
+ 4 Canopies Plus (+) /  
Minus (-)  
+ 3 Canopies Plus (-) /  
Minus (+)

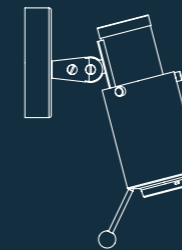
10852€



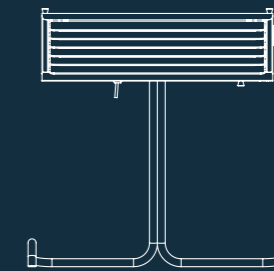
\*Au delà de 24 modules, il faudra ajouter un second Canopy START / More than 24 modules, you must add one more Canopy START

# BINY™

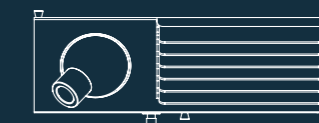
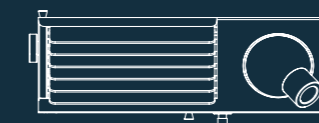
de Jacques Biny



BINY SPOT



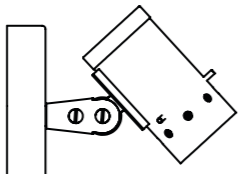

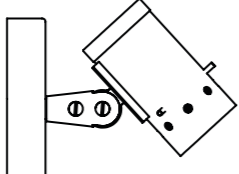
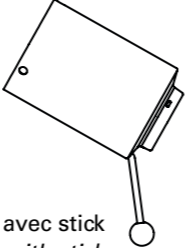
BINYTABLE

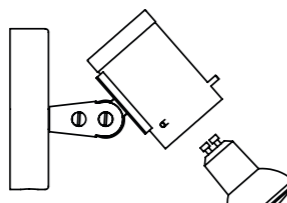
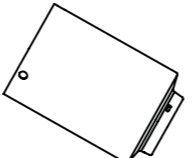
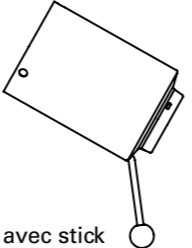


BINY BEDSIDE LEFT & RIGHT

### BINY SPOT

APPLIQUES / WALL LAMPS

DESCRIPTIF	DESCRIPTION	BASE LED	LED BASE	OPTIQUE	LENS
CORPS: NOIR MAT BODY: MAT BLACK			sans interrupteur without switch		sans stick without stick
OPTIQUE: NOIR MAT, NICKEL POLI OU OR ANODISÉ LENS: MAT BLACK, POLISHED NICKEL OR GOLD ANODIZED					
OPTIQUE AVEC OU SANS STICK LENS WITH OR WITHOUT STICK			avec interrupteur with switch		avec stick with stick
AVEC OU SANS SWITCH WITH OR WITHOUT SWITCH					

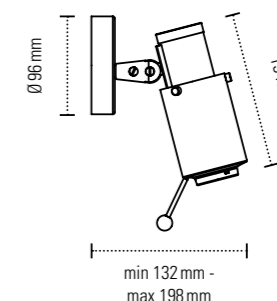
DESCRIPTIF	DESCRIPTION	BASE AMPOULE	BULB BASE	OPTIQUE	LENS
CORPS NOIR MAT MAT BLACK BODY					sans stick without stick
OPTIQUE: NOIR MAT, NICKEL POLI OU OR ANODISÉ LENS: MAT BLACK, POLISHED NICKEL OR GOLD ANODIZED					
OPTIQUE AVEC OU SANS STICK LENS WITH OR WITHOUT STICK					avec stick with stick
BULB GU10 (NON FOURNIE) BULB GU10 (NON FOURNIE)					

### BINY SPOT

APPLIQUES / WALL LAMPS

#### LED

110-240V – 4,5W  
CL I – IP20 – LED intégrée / *Integrated LED* – 2918K – 450 lm (valeur nominale / *nominal value*)  
Driver intégré / *Integrated driver* – 51,5 x 32 x 17 mm – 3-10,5V – 500mA  
Gradable : non / *Dimmable: no*  
Interrupteur : selon version / *Switch: depending on the version*  
Matériaux : acier, aluminium / *Materials: steel, aluminium*  
Poids net / *Net weight* : 0,7 kg



200€

#### BULB

220-240V – 4,5W max  
CL I – IP20 – GU10 (ampoule non fournie / *bulb not supplied*)  
Interrupteur : non / *Switch: no*  
Matériaux : acier, aluminium / *Materials: steel, aluminium*  
Poids net / *Net weight* : 0,6 kg



179€

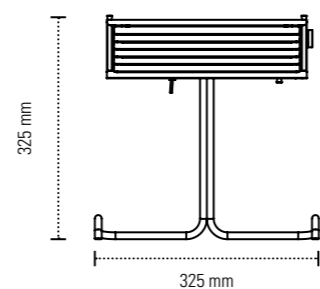
\* Jusqu'à épuisement des stocks / *While stocks last*



### BINY TABLE\*

LAMPE DE TABLE / TABLE LAMP

110-240V – 10W  
 CL III – IP20 – LED intégrée / *Integrated LED* – 2885K – 269,75 lm  
 Driver plug détachable / *Detachable driver plug*  
 Gradable : non / *Dimmable : no*  
 Interrupteur : oui – sur la lampe, levier on/off /  
*Switch: yes – on the lamp, lever switch on/off*  
 Câble / *Cable*: 2 m – Fiche / *Plug*: C  
 Matériaux : acier, aluminium / *Materials: steel, aluminium*  
 Poids net / *Net weight*: 2,3 kg



BINY TABLE  
SW-BL-WH\*



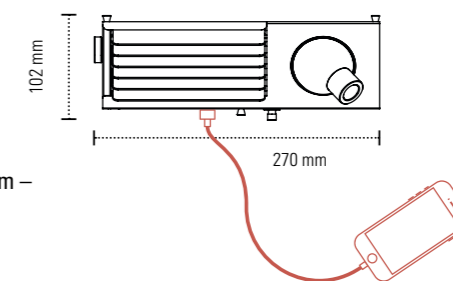
BINY TABLE  
SW-WH-BL-WH\*

294 €

### BINY BEDSIDE

APPLIQUE / WALL LAMP

110-240V – 9W  
 CL I – IP20 – LED intégrée / *Integrated LED* – 2873K – 310 lm  
 Driver intégré / *Integrated driver* – 122,5 x 39 x 18,5 mm – 9-24V – 700mA  
 Gradable : non / *Dimmable : no*  
 Interrupteur : oui – sur la lampe, poussoir on/off /  
*witch: yes – on the lamp, push button on/off*  
 Matériaux : acier, aluminium / *Materials: steel, aluminium*  
 Poids net / *Net weight*: 1,8 kg



BINY BEDSIDE LEFT  
SW-BL-BL



BINY BEDSIDE LEFT  
SW-BL-WH



BINY BEDSIDE LEFT  
SW-WH-WH\*



BINY BEDSIDE RIGHT  
SW-BL-BL



BINY BEDSIDE RIGHT  
SW-BL-WH



BINY BEDSIDE RIGHT  
SW-WH-WH\*

357 €

\* Jusqu'à épuisement des stocks / *While stocks last*

\* Jusqu'à épuisement des stocks / *While stocks last*

# IN THE SUN™

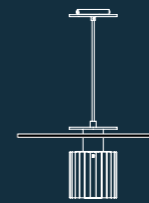
de Dominique Perrault & Gaëlle Lauriot-Prévost



ITS P 190



ITS P 270



ITS P 380



ITS W 190



ITS W 270



ITS W 380



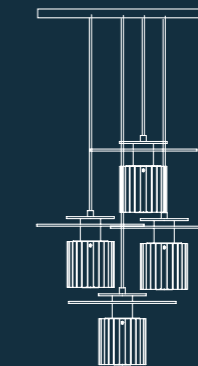
ITS W 190



ITS W 270



ITS W 380



ITS CLUSTER

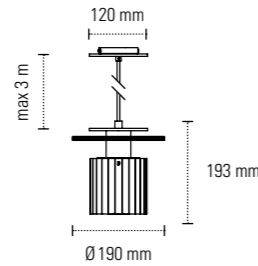


ITST 130

### IN THE SUN PENDANT 190

SUSPENSION / PENDANT LAMP

220-240V – 23W max  
 CL I – IP20 – E27 (ampoule non fournie / bulb not supplied)  
 Interrupteur : non / Switch: no  
 Câble / Cable : 3 m  
 Matériaux : acier, aluminium, verre / Materials: steel, aluminium, glass  
 Poids net / Net weight : 1,7 kg



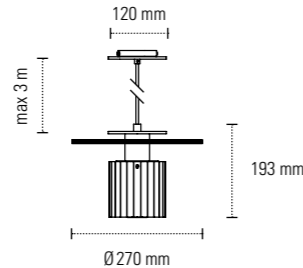
ITS P 190 GOL-GOL    ITS P 190 GOL-SIL    ITS P 190 SIL-GOL    ITS P 190 SIL-SIL

337 €

### IN THE SUN PENDANT 270

SUSPENSION / PENDANT LAMP

220-240V – 23W max  
 CL I – IP20 – E27 (ampoule non fournie / bulb not supplied)  
 Interrupteur : non / Switch: no  
 Câble / Cable : 3 m  
 Matériaux : acier, aluminium, verre / Materials: steel, aluminium, glass  
 Poids net / Net weight : 1,9 kg



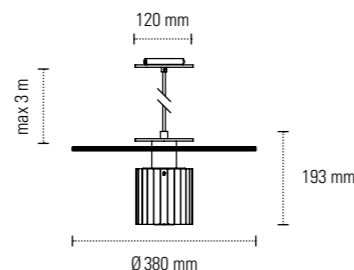
ITS P 270 GOL-GOL    ITS P 270 GOL-SIL    ITS P 270 SIL-GOL    ITS P 270 SIL-SIL

421 €

### IN THE SUN PENDANT 380\*

SUSPENSION / PENDANT LAMP

220-240V – 23W max  
 CL I – IP20 – E27 (ampoule non fournie / bulb not supplied)  
 Interrupteur : non / Switch: no  
 Câble / Cable : 3 m  
 Matériaux : acier, aluminium, verre / Materials: steel, aluminium, glass  
 Poids net / Net weight : 2,2 kg



ITS P 380\* SIL-GOL    ITS P 380\* SIL-SIL

526 €

\* Jusqu'à épuisement des stocks / While stocks last

### IN THE SUN CLUSTER 190\*

LUSTRE / CHANDELIER

220-240V – (4x) 23W max  
 CL I – IP20 – (4x) E27 (ampoules non fournies / bulbs not supplied)  
 Interrupteur : non / Switch: no  
 Câbles / Cables : 3 m  
 Matériaux : acier, aluminium, verre / Materials: steel, aluminium, glass  
 Poids net / Net weight : 9,8 kg



ITS CLUSTER 190 GOL-GOL    ITS CLUSTER 190 GOL-SIL    ITS CLUSTER 190 SIL-GOL    ITS CLUSTER 190 SIL-SIL  
 4 x ITS P 190 GOL-GOL + CANOPY GOLD    4 x ITS P 190 GOL-SIL + CANOPY GOLD    4 x ITS P 190 SIL-GOL + CANOPY SILVER    4 x ITS P 190 SIL-SIL + CANOPY SILVER

1579 €\*\*

1537 €\*\*

### IN THE SUN CLUSTER 270\*

LUSTRE / CHANDELIER

220-240V – (4x) 23W max  
 CL I – IP20 – (4x) E27 (ampoules non fournies / bulbs not supplied)  
 Interrupteur : non / Switch: no  
 Câbles / Cables : 3 m  
 Matériaux : acier, aluminium, verre / Materials: steel, aluminium, glass  
 Poids net / Net weight : 10,6 kg



ITS CLUSTER 270 GOL-GOL    ITS CLUSTER 270 GOL-SIL    ITS CLUSTER 270 SIL-GOL    ITS CLUSTER 270 SIL-SIL  
 4 x ITS P 270 GOL-GOL + CANOPY GOLD    4 x ITS P 270 GOL-SIL + CANOPY GOLD    4 x ITS P 270 SIL-GOL + CANOPY SILVER    4 x ITS P 270 SIL-SIL + CANOPY SILVER

1915 €\*\*

1873 €\*\*

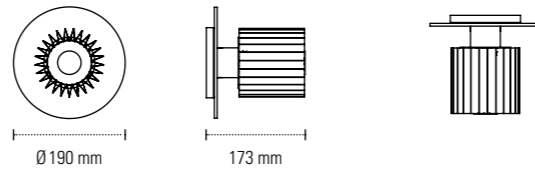
\* Jusqu'à épuisement des stocks / Until stocks last

\*\* Prix incluant les 4 lampes & le Canopy / Price including the 4 lamps & the Canopy hanging kit

### IN THE SUN WALL 190

APPLIQUE & PLAFONNIER / WALL & CEILING LAMP

220-240V – 23W max  
CL I – IP20 – E27 (ampoule non fournie / bulb not supplied)  
Interrupteur : non / Switch: no  
Matériaux : acier, acier inoxydable, verre / Materials: steel, stainless steel, glass  
Poids net / Net weight : 1,3 kg



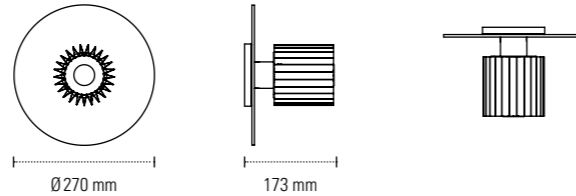
**ITS W 190**  
GOL-GOL      **ITS W 190**  
GOL-SIL      **ITS W 190**  
SIL-GOL      **ITS W 190**  
SIL-SIL

274 €

### IN THE SUN WALL 270

APPLIQUE & PLAFONNIER / WALL & CEILING LAMP

220-240V – 23W max  
CL I – IP20 – E27 (ampoule non fournie / bulb not supplied)  
Interrupteur : non / Switch: no  
Matériaux : acier, acier inoxydable, verre / Materials: steel, stainless steel, glass  
Poids net / Net weight : 1,5 kg



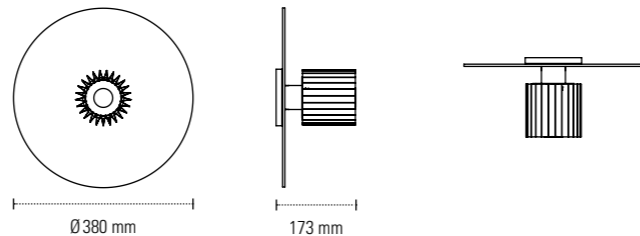
**ITS W 270**  
GOL-GOL      **ITS W 270**  
GOL-SIL      **ITS W 270**  
SIL-GOL      **ITS W 270**  
SIL-SIL

347 €

### IN THE SUN WALL 380

APPLIQUE & PLAFONNIER / WALL & CEILING LAMP

220-240V – 23W max  
CL I – IP20 – E27 (ampoule non fournie / bulb not supplied)  
Interrupteur : non / Switch: no  
Matériaux : acier, acier inoxydable, verre / Materials: steel, stainless steel, glass  
Poids net / Net weight : 1,8 kg



**ITS W 380**  
GOL-GOL      **ITS W 380**  
GOL-SIL      **ITS W 380**  
SIL-GOL      **ITS W 380**  
SIL-SIL

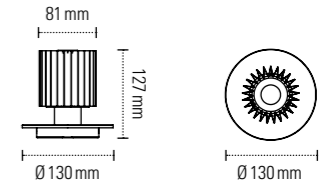
463 €

\* Pour une composition d'appliques, une sortie électrique est nécessaire par lampe / For all wall compositions, a power supply is required for each lamp.

### IN THE SUN TABLE 130

LAMPE SANS FIL / CORDLESS LAMP

110-240V – 2,5W  
CL III – IP20 – LED intégrée / Integrated LED 2700K (valeur nominale / nominal value)  
Lampe sur batterie / Battery powered lamp – 2000mAh  
Autonomie de la batterie / Battery life span : 100% - 7h ; 50% - 19h  
Temps de chargement / Complete charging time: 7h  
Gradable : oui, interrupteur 5 positions / Dimmable : yes, 5 steps push button  
Interrupteur : oui (sur la lampe) / Switch: yes (on the lamp)  
Matériaux : acier, acier inoxydable, verre / Materials: steel, stainless steel, glass  
Poids net / Net weight : 0,8 kg  
Autre spécificité : câble de chargement USB C - USB A inclus / Other specificity: USB C - USB A charging cable included



**ITST 130**  
SIL-SIL      **ITST 130**  
GOLD-SIL

294 €



**ITST 130**  
SIL-GOL      **ITST 130**  
GOLD-GOL

316 €

### IN THE SUN ACCESSOIRES / ACCESSORIES

#### SPACER 1



**ITS SPACER 1**  
GOLD      **ITS SPACER 1**  
SILVER

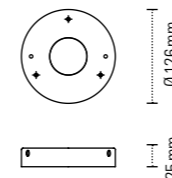
32 €

#### SPACER 2

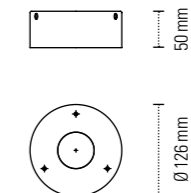


**ITS SPACER 2**  
GOLD      **ITS SPACER 2**  
SILVER

32 €



Accessoire indispensable pour une composition par superposition de 2 ou plus ITS Wall Lamps / Essential accessory for a composition by superposition of 2 or more ITS Wall Lamps



Accessoire indispensable pour une composition par superposition de 2 ou plus ITS Wall Lamps / Essential accessory for a composition by superposition of 2 or more ITS Wall Lamps

#### CANOPY MULTI / CLUSTER HANGING KITS\*

Accessoire pour une composition en grappe de 4 ITS Pendants / Accessory for the hanging of a cluster of 4 ITS Pendants



**ITS CANOPY\***  
GOLD

231 €



**ITS CANOPY\***  
SILVER

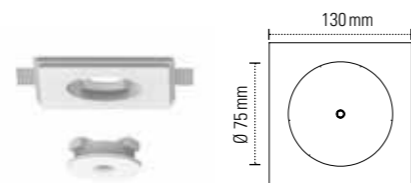
189 €

\* Jusqu'à épuisement des stocks / Until stocks last

**TRAPPE 75 / TRAPDOOR 75**

Trappe technique encastrée, plâtre haute dureté, permettant d'occulter les accessoires déportés ( Driver, Contrôleur DALI etc ) en conservant un accès simple et une finition élégante /

*Recessed technical trapdoor made in high density plaster, allowing to hide accessories (Driver, DALI controller, etc) while maintaining an easy access for IN THE SUN PENDANT / Recommended trapdoor for IN THE SUN PENDANT*



168 €

**ACCESSOIRES POUR LAMPES SANS FIL / CORDLESS LAMPS ACCESSORIES**



21 €



116 €

**CHARGEUR INDIVIDUEL / INDIVIDUAL CHARGER**

Chargeur individuel optionnel compatible avec toutes les lampes sans fil (Knokke, Boucle, ITS Table) / *Optionnal individual charger compatible with all cordless lamps (Knokke, Boucle, ITS Table)*

Input : 110-240V  
Output : 5 V1A  
Plug : A, C, G, IV

**CHARGEUR 20 PORTS USB / 20 USB PORT**

Chargeur multiports optionnel compatible avec toutes les lampes sans fil (Knokke, Boucle, ITS Table) / *Optionnal multiports charger compatible with all cordless lamps (Knokke, Boucle, ITS Table)*

Input : 220-240V  
Output : 5 V1A

# IN THE TUBE™

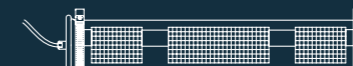
de Dominique Perrault & Gaëlle Lauriot-Prévost



ITT 100-350



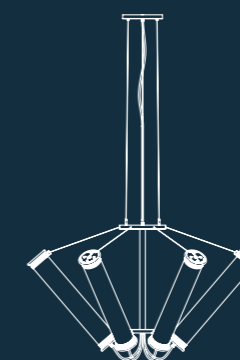
ITT 100-500



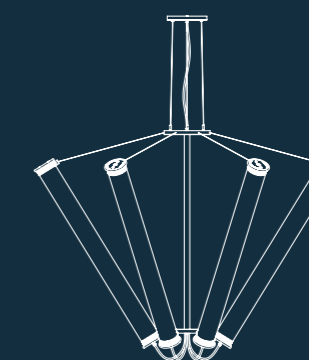
ITT 120-700



ITT 120-1300



ITT SOLAR 6-700



ITT SOLAR 6-1300

# IN THE TUBE

## DÉTAILS DES FINITIONS / FINISHES DETAILS

Combinez les différentes finitions de réflecteurs, mailles et bouchons suivantes afin de composer la référence de votre choix  
 Combine the below reflectors, meshes and stoppers finishes in order to get the reference of your choice

### RÉFLECTEUR / REFLECTOR



**SIL**  
 Réflecteur argenté  
 Silver reflector



**GOLD**  
 Réflecteur doré  
 Gold reflector

### MAILLE / MESH



**SIL**  
 Maille argentée  
 Silver mesh



**GOLD**  
 Maille dorée  
 Gold mesh

### BOUCHON / STOPPER



**BL**  
 Bouchon noir  
 IP20 en standard / IP64 sur demande  
 Black stopper  
 IP20 as standard / IP64 upon request



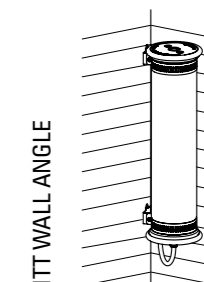
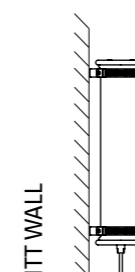
**PC**  
 Bouchon transparent  
 IP64 en standard  
 Transparent stopper  
 IP64 as standard

# IN THE TUBE

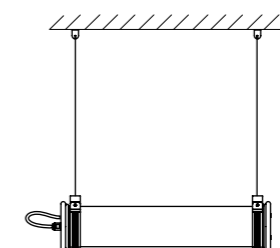
## VARIANTES / VARIANTS

In The Tube peut être utilisé en applique, suspension horizontale, ou suspension verticale  
 In The Tube can be mounted as a wall lamp, an horizontal pendant, or a vertical pendant

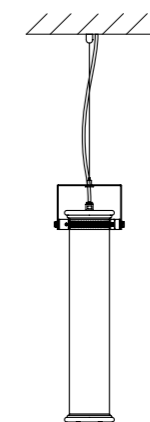
### APPLIQUES / WALL LAMPS



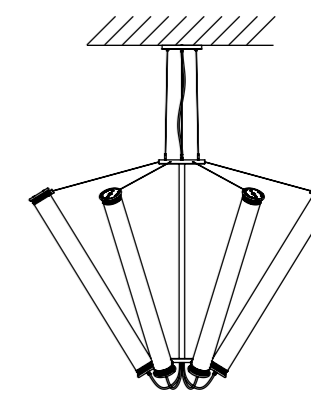
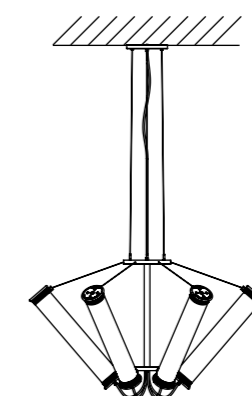
### SUSPENSIONS HORIZONTALES / HORIZONTAL PENDANT LAMPS



### SUSPENSIONS VERTICALES / VERTICAL PENDANT LAMPS



### LUSTRES / CHANDELIERS



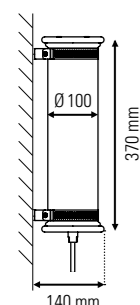
## INTHETUBE 100-350 WALL

APPLIQUE / WALL LAMP

220-240V – (2x) 6W max  
CL I – **IP64** – IK07 – (2x) E14 (ampoules non fournies / *bulbs not supplied*)

Interrupteur : non / *Switch: no*  
Câble / *Cable* : 3 m

Matériaux : verre borosilicate, aluminium, silicone, acier inoxydable / *Materials: borosilicate glass, aluminium, silicone, stainless steel*  
Poids net / *Net weight* : 3,1 kg  
Accessoires fournis : 2 Colliers de fixations / *Included accessories* : 2 adjustable collars



**ITT 100-350 W SIL-SIL**

Réflecteur argenté - Maille argentée  
Bouchons noirs ou transparents\* /  
*Silver reflector - Silver mesh*  
*Black or transparent stoppers\**



**ITT 100-350 W GOLD-SIL**

Réflecteur doré - Maille argentée  
Bouchons noirs ou transparents\* /  
*Gold reflector - Silver mesh*  
*Black or transparent stoppers\**



**ITT 100-350 W SIL-GOLD**

Réflecteur argenté - Maille dorée  
Bouchons noirs ou transparents\* /  
*Silver reflector - Gold mesh*  
*Black or transparent stoppers\**



**ITT 100-350 W GOLD-GOLD**

Réflecteur doré - Maille dorée  
Bouchons noirs ou transparents\* /  
*Gold reflector - Gold mesh*  
*Black or transparent stoppers\**

**500 €**

ou / *or* 450 €  
sans mailles /  
*without meshes*

**550 €**

ou / *or* 450 €  
sans mailles /  
*without meshes*

## INTHETUBE 120-700 WALL

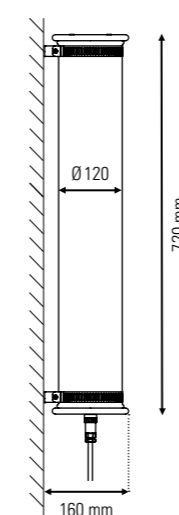
APPLIQUE / WALL LAMP

220-240V – (4x) 6W max  
CL I – **IP20 (IP64 sur demande / IP64 on request)** – IK07 – (4x) E27 (ampoules non fournies / *bulbs not supplied*)

Interrupteur : non / *Switch: no*  
Câble / *Cable* : 3 m

Matériaux : verre borosilicate, aluminium, silicone, acier inoxydable / *Materials: borosilicate glass, aluminium, silicone, stainless steel*  
Poids net / *Net weight* : 6,3 kg

Accessoires fournis : 2 Colliers de fixations / *Included accessories* : 2 adjustable collars



**ITT 120-700 W SIL-SIL**

Réflecteur argenté - Maille argentée  
Bouchons noirs ou transparents\* /  
*Silver reflector - Silver mesh*  
*Black or transparent stoppers\**



**ITT 120-700 W GOLD-SIL**

Réflecteur doré - Maille argentée  
Bouchons noirs ou transparents\* /  
*Gold reflector - Silver mesh*  
*Black or transparent stoppers\**



**ITT 120-700 W SIL-GOLD**

Réflecteur argenté - Maille dorée  
Bouchons noirs ou transparents\* /  
*Silver reflector - Gold mesh*  
*Black or transparent stoppers\**



**ITT 120-700 W GOLD-GOLD**

Réflecteur doré - Maille dorée  
Bouchons noirs ou transparents\* /  
*Gold reflector - Gold mesh*  
*Black or transparent stoppers\**

**890 €**

ou / *or* 800 €  
sans mailles /  
*without meshes*

**980 €**

ou / *or* 800 €  
sans mailles /  
*without meshes*

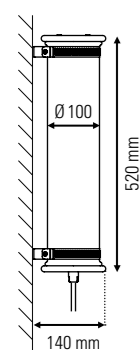
## INTHETUBE 100-500 WALL

APPLIQUE / WALL LAMP

220-240V – (2x) 6W max  
CL I – **IP64** – IK07 – (2x) E14 (ampoules non fournies / *bulbs not supplied*)

Interrupteur : non / *Switch: no*  
Câble / *Cable* : 3 m

Matériaux : verre borosilicate, aluminium, silicone, acier inoxydable / *Materials: borosilicate glass, aluminium, silicone, stainless steel*  
Poids net / *Net weight* : 3,8 kg  
Accessoires fournis : 2 Colliers de fixations / *Included accessories* : 2 adjustable collars



**ITT 100-500 W SIL-SIL**

Réflecteur argenté - Maille argentée  
Bouchons noirs ou transparents\* /  
*Silver reflector - Silver mesh*  
*Black or transparent stoppers\**



**ITT 100-500 W GOLD-SIL**

Réflecteur doré - Maille argentée  
Bouchons noirs ou transparents\* /  
*Gold reflector - Silver mesh*  
*Black or transparent stoppers\**



**ITT 100-500 W SIL-GOLD**

Réflecteur argenté - Maille dorée  
Bouchons noirs ou transparents\* /  
*Silver reflector - Gold mesh*  
*Black or transparent stoppers\**



**ITT 100-500 W GOLD-GOLD**

Réflecteur doré - Maille dorée  
Bouchons noirs ou transparents\* /  
*Gold reflector - Gold mesh*  
*Black or transparent stoppers\**

**620 €**

ou / *or* 560 €  
sans mailles /  
*without meshes*

**680 €**

ou / *or* 560 €  
sans mailles /  
*without meshes*

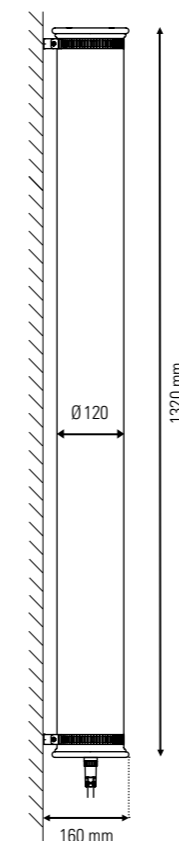
## INTHETUBE 120-1300 WALL

APPLIQUE / WALL LAMP

220-240V – (6x) 6W max  
CL I – **IP20 (IP64 sur demande / IP64 on request)** – IK07 – (6x) E27 (ampoules non fournies / *bulbs not supplied*)

Interrupteur : non / *Switch: no*  
Câble / *Cable* : 3 m

Matériaux : verre borosilicate, aluminium, silicone, acier inoxydable / *Materials: borosilicate glass, aluminium, silicone, stainless steel*  
Poids net / *Net weight* : 10,3 kg  
Accessoires fournis : 2 Colliers de fixations / *Included accessories* : 2 adjustable collars



**ITT 120-1300 W SIL-SIL**

Réflecteur argenté - Maille argentée  
Bouchons noirs ou transparents\* /  
*Silver reflector - Silver mesh*  
*Black or transparent stoppers\**



**ITT 120-1300 W GOLD-SIL**

Réflecteur doré - Maille argentée  
Bouchons noirs ou transparents\* /  
*Gold reflector - Silver mesh*  
*Black or transparent stoppers\**



**ITT 120-1300 W SIL-GOLD**

Réflecteur argenté - Maille dorée  
Bouchons noirs ou transparents\* /  
*Silver reflector - Gold mesh*  
*Black or transparent stoppers\**



**ITT 120-1300 W GOLD-GOLD**

Réflecteur doré - Maille dorée  
Bouchons noirs ou transparents\* /  
*Gold reflector - Gold mesh*  
*Black or transparent stoppers\**

**1380 €**

ou / *or* 1250 €  
sans mailles /  
*without meshes*

**1510 €**

ou / *or* 1250 €  
sans mailles /  
*without meshes*

\* Bouchons transparents IP64 en polycarbonate, ou bouchons noirs IP64 en silicone sur demande (cf p.90) / *IP64 transparent stoppers in polycarbonate, or IP64 black stoppers in silicone on request (see p.90)*

\* Bouchons transparents IP64 en polycarbonate, ou bouchons noirs IP64 en silicone sur demande (cf p.90) / *IP64 transparent stoppers in polycarbonate, or IP64 black stoppers in silicone on request (see p.90)*

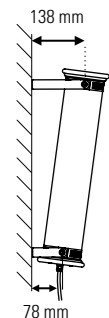
## INTHETUBE 100-350 WALL DIAGONAL

APPLIQUE / WALL LAMP

220-240V – (2x) 6W max  
CL I – **IP64** – IK07 – (2x) E14  
(ampoules non fournies / *bulbs not supplied*)

Interrupteur : non / *Switch: no*  
Câble / *Cable* : 3 m

Matériaux : verre borosilicate, aluminium, silicone, acier inoxydable / *Materials: borosilicate glass, aluminium, silicone, stainless steel*  
Poids net / *Net weight* : 3,1 kg  
Accessoires fournis : 2 Colliers de fixations + 2 colliers inclinés DIAG 1-100 / *Included accessories : 2 adjustable collars + 2 slanted collars DIAG 1-100*



**ITT 100-350 DIAG SIL-SIL**  
Réflecteur argenté - Maille argentée  
Bouchons noirs ou transparents\* /  
*Silver reflector - Silver mesh*  
*Black or transparent stoppers\**



**ITT 100-350 DIAG SIL-GOLD**  
Réflecteur argenté - Maille dorée  
Bouchons noirs ou transparents\* /  
*Silver reflector - Gold mesh*  
*Black or transparent stoppers\**



**ITT 100-350 DIAG GOLD-SIL**  
Réflecteur doré - Maille argentée  
Bouchons noirs ou transparents\* /  
*Gold reflector - Silver mesh*  
*Black or transparent stoppers\**



**ITT 100-350 DIAG GOLD-GOLD**  
Réflecteur doré - Maille dorée  
Bouchons noirs ou transparents\* /  
*Gold reflector - Gold mesh*  
*Black or transparent stoppers\**

**560 €**

ou / *or* 510€  
sans mailles /  
*without meshes*

**610 €**

ou / *or* 510€  
sans mailles /  
*without meshes*

## INTHETUBE 120-700 WALL DIAGONAL

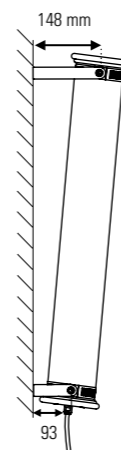
APPLIQUE / WALL LAMP

220-240V – (4x) 6W max  
CL I – **IP20 (IP64 sur demande / IP64 on request)**  
– IK07 – (4x) E27 (ampoules non fournies / *bulbs not supplied*)

Interrupteur : non / *Switch: no*  
Câble / *Cable* : 3 m

Matériaux : verre borosilicate, aluminium, silicone, acier inoxydable / *Materials: borosilicate glass, aluminium, silicone, stainless steel*  
Poids net / *Net weight* : 6,3 kg

Accessoires fournis : 2 Colliers de fixations + 2 colliers inclinés DIAG 1-120 / *Included accessories : 2 adjustable collars + 2 slanted collars DIAG 1-120*



**ITT 120-700 DIAG SIL-SIL**  
Réflecteur argenté - Maille argentée  
Bouchons noirs ou transparents\* /  
*Silver reflector - Silver mesh*  
*Black or transparent stoppers\**



**ITT 120-700 DIAG SIL-GOLD**  
Réflecteur argenté - Maille dorée  
Bouchons noirs ou transparents\* /  
*Silver reflector - Gold mesh*  
*Black or transparent stoppers\**



**ITT 120-700 DIAG GOLD-SIL**  
Réflecteur doré - Maille argentée  
Bouchons noirs ou transparents\* /  
*Gold reflector - Silver mesh*  
*Black or transparent stoppers\**



**ITT 120-700 DIAG GOLD-GOLD**  
Réflecteur doré - Maille dorée  
Bouchons noirs ou transparents\* /  
*Gold reflector - Gold mesh*  
*Black or transparent stoppers\**

**950 €**

ou / *or* 860€  
sans mailles /  
*without meshes*

**1040 €**

ou / *or* 860€  
sans mailles /  
*without meshes*

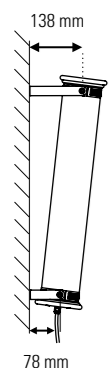
## INTHETUBE 100-500 WALL DIAGONAL

APPLIQUE / WALL LAMP

220-240V – (2x) 6W max  
CL I – **IP64** – IK07 – (2x) E14  
(ampoules non fournies / *bulbs not supplied*)

Interrupteur : non / *Switch: no*  
Câble / *Cable* : 3 m

Matériaux : verre borosilicate, aluminium, silicone, acier inoxydable / *Materials: borosilicate glass, aluminium, silicone, stainless steel*  
Poids net / *Net weight* : 3,8 kg  
Accessoires fournis : 2 Colliers de fixations + 2 colliers inclinés DIAG 1-100 / *Included accessories : 2 adjustable collars + 2 slanted collars DIAG 1-100*



**ITT 100-500 DIAG SIL-SIL**  
Réflecteur argenté - Maille argentée  
Bouchons noirs ou transparents\* /  
*Silver reflector - Silver mesh*  
*Black or transparent stoppers\**



**ITT 100-500 DIAG SIL-GOLD**  
Réflecteur argenté - Maille dorée  
Bouchons noirs ou transparents\* /  
*Silver reflector - Gold mesh*  
*Black or transparent stoppers\**



**ITT 100-500 DIAG GOLD-SIL**  
Réflecteur doré - Maille argentée  
Bouchons noirs ou transparents\* /  
*Gold reflector - Silver mesh*  
*Black or transparent stoppers\**



**ITT 100-500 DIAG GOLD-GOLD**  
Réflecteur doré - Maille dorée  
Bouchons noirs ou transparents\* /  
*Gold reflector - Gold mesh*  
*Black or transparent stoppers\**

**680 €**

ou / *or* 620€  
sans mailles /  
*without meshes*

**740 €**

ou / *or* 620€  
sans mailles /  
*without meshes*

## INTHETUBE 120-1300 WALL DIAGONAL

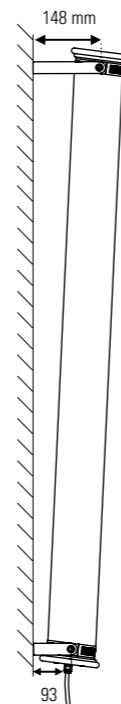
APPLIQUE / WALL LAMP

220-240V – (6x) 6W max  
CL I – **IP20 (IP64 sur demande / IP64 on request)** – IK07 – (6x) E27  
(ampoules non fournies / *bulbs not supplied*)

Interrupteur : non / *Switch: no*

Câble / *Cable* : 3 m  
Matériaux : verre borosilicate, aluminium, silicone, acier inoxydable / *Materials: borosilicate glass, aluminium, silicone, stainless steel*  
Poids net / *Net weight* : 10,3 kg

Accessoires fournis : 2 Colliers de fixations + 2 colliers inclinés DIAG 1-120 / *Included accessories : 2 adjustable collars + 2 slanted collars DIAG 1-120*



**ITT 120-1300 DIAG SIL-SIL**  
Réflecteur argenté - Maille argentée  
Bouchons noirs ou transparents\* /  
*Silver reflector - Silver mesh*  
*Black or transparent stoppers\**



**ITT 120-1300 DIAG SIL-GOLD**  
Réflecteur argenté - Maille dorée  
Bouchons noirs ou transparents\* /  
*Silver reflector - Gold mesh*  
*Black or transparent stoppers\**



**ITT 120-1300 DIAG GOLD-SIL**  
Réflecteur doré - Maille argentée  
Bouchons noirs ou transparents\* /  
*Gold reflector - Silver mesh*  
*Black or transparent stoppers\**



**ITT 120-1300 DIAG GOLD-GOLD**  
Réflecteur doré - Maille dorée  
Bouchons noirs ou transparents\* /  
*Gold reflector - Gold mesh*  
*Black or transparent stoppers\**

**1440 €**

ou / *or* 1310€  
sans mailles /  
*without meshes*

**1570 €**

ou / *or* 1310€  
sans mailles /  
*without meshes*

\* Bouchons transparents IP64 en polycarbonate, ou bouchons noirs IP64 en silicone sur demande (cf p.90) / *IP64 transparent stoppers in polycarbonate, or IP64 black stoppers in silicone on request (see p.90)*

\* Bouchons transparents IP64 en polycarbonate, ou bouchons noirs IP64 en silicone sur demande (cf p.90) / *IP64 transparent stoppers in polycarbonate, or IP64 black stoppers in silicone on request (see p.90)*



## IN THE TUBE 100-350 WALL ANGLE

APPLIQUE / WALL LAMP

220-240V – (2x) 6W max  
CL I – **IP64** – IK07 – (2x) E14 (ampoules non fournies / *bulbs not supplied*)

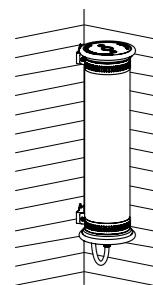
Interrupteur : non / *Switch: no*

Câble / *Cable* : 3 m

Matériaux : verre borosilicate, aluminium, silicone, acier inoxydable / *Materials: borosilicate glass, aluminium, silicone, stainless steel*

Poids net / *Net weight* : 3,1 kg

Accessoires fournis : 2 Colliers de fixations + 2 colliers d'angle ITT ANGLE 1-100 / *Included accessories : 2 adjustable collars + 2 angle collars ITT ANGLE 1-100*



ITT 100-350 A SIL-SIL

Réflecteur argenté - Maille argentée  
Bouchons noirs ou transparents\* /  
*Silver reflector - Silver mesh*  
*Black or transparent stoppers\**



ITT 100-350 A SIL-GOLD

Réflecteur argenté - Maille dorée  
Bouchons noirs ou transparents\* /  
*Silver reflector - Gold mesh*  
*Black or transparent stoppers\**



ITT 100-350 A GOLD-SIL

Réflecteur doré - Maille argentée  
Bouchons noirs ou transparents\* /  
*Gold reflector - Silver mesh*  
*Black or transparent stoppers\**



ITT 100-350 A GOLD-GOLD

Réflecteur doré - Maille dorée  
Bouchons noirs ou transparents\* /  
*Gold reflector - Gold mesh*  
*Black or transparent stoppers\**

560 €

ou / *or* 510 €  
sans mailles /  
*without meshes*

610 €

ou / *or* 510 €  
sans mailles /  
*without meshes*

## IN THE TUBE 120-700 WALL ANGLE

APPLIQUE / WALL LAMP

220-240V – (4x) 6W max  
CL I – **IP20 (IP64 sur demande / IP64 on request)** – IK07 – (4x) E27 (ampoules non fournies / *bulbs not supplied*)

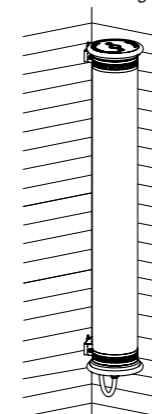
Interrupteur : non / *Switch: no*

Câble / *Cable* : 3 m

Matériaux : verre borosilicate, aluminium, silicone, acier inoxydable / *Materials: borosilicate glass, aluminium, silicone, stainless steel*

Poids net / *Net weight* : 6,3 kg

Accessoires fournis : 2 Colliers de fixations + 2 colliers d'angle ITT ANGLE 1-120 / *Included accessories : 2 adjustable collars + 2 angle collars ITT ANGLE 1-120*



ITT 120-700 A SIL-SIL

Réflecteur argenté - Maille argentée  
Bouchons noirs ou transparents\* /  
*Silver reflector - Silver mesh*  
*Black or transparent stoppers\**



ITT 120-700 A SIL-GOLD

Réflecteur argenté - Maille dorée  
Bouchons noirs ou transparents\* /  
*Silver reflector - Gold mesh*  
*Black or transparent stoppers\**



ITT 120-700 A GOLD-SIL

Réflecteur doré - Maille argentée  
Bouchons noirs ou transparents\* /  
*Gold reflector - Silver mesh*  
*Black or transparent stoppers\**



ITT 120-700 A GOLD-GOLD

Réflecteur doré - Maille dorée  
Bouchons noirs ou transparents\* /  
*Gold reflector - Gold mesh*  
*Black or transparent stoppers\**

950 €

ou / *or* 860 €  
sans mailles /  
*without meshes*

1040 €

ou / *or* 860 €  
sans mailles /  
*without meshes*

## IN THE TUBE 100-500 WALL ANGLE

APPLIQUE / WALL LAMP

220-240V – (2x) 6W max  
CL I – **IP64** – IK07 – (2x) E14 (ampoules non fournies / *bulbs not supplied*)

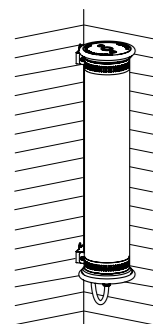
Interrupteur : non / *Switch: no*

Câble / *Cable* : 3 m

Matériaux : verre borosilicate, aluminium, silicone, acier inoxydable / *Materials: borosilicate glass, aluminium, silicone, stainless steel*

Poids net / *Net weight* : 3,8 kg

Accessoires fournis : 2 Colliers de fixations + 2 colliers d'angle ITT ANGLE 1-100 / *Included accessories : 2 adjustable collars + 2 angle collars ITT ANGLE 1-100*



ITT 100-500 A SIL-SIL

Réflecteur argenté - Maille argentée  
Bouchons noirs ou transparents\* /  
*Silver reflector - Silver mesh*  
*Black or transparent stoppers\**



ITT 100-500 W SIL-GOLD

Réflecteur argenté - Maille dorée  
Bouchons noirs ou transparents\* /  
*Silver reflector - Gold mesh*  
*Black or transparent stoppers\**



ITT 100-500 A GOLD-SIL

Réflecteur doré - Maille argentée  
Bouchons noirs ou transparents\* /  
*Gold reflector - Silver mesh*  
*Black or transparent stoppers\**



ITT 100-500 A GOLD-GOLD

Réflecteur doré - Maille dorée  
Bouchons noirs ou transparents\* /  
*Gold reflector - Gold mesh*  
*Black or transparent stoppers\**

680 €

ou / *or* 620 €  
sans mailles /  
*without meshes*

740 €

ou / *or* 620 €  
sans mailles /  
*without meshes*

## IN THE TUBE 120-1300 WALL ANGLE

APPLIQUE / WALL LAMP

220-240V – (6x) 6W max  
CL I – **IP20 (IP64 sur demande / IP64 on request)** – IK07 – (6x) E27 (ampoules non fournies / *bulbs not supplied*)

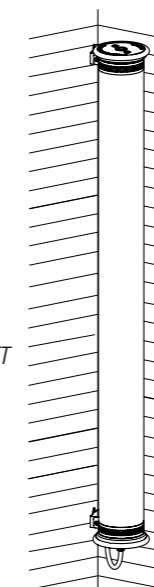
Interrupteur : non / *Switch: no*

Câble / *Cable* : 3 m

Matériaux : verre borosilicate, aluminium, silicone, acier inoxydable / *Materials: borosilicate glass, aluminium, silicone, stainless steel*

Poids net / *Net weight* : 10,3 kg

Accessoires fournis : 2 Colliers de fixations + 2 colliers d'angle ITT ANGLE 1-120 / *Included accessories : 2 adjustable collars + 2 angle collars ITT ANGLE 1-120*



ITT 120-1300 A SIL-SIL

Réflecteur argenté - Maille argentée  
Bouchons noirs ou transparents\* /  
*Silver reflector - Silver mesh*  
*Black or transparent stoppers\**



ITT 120-1300 A SIL-GOLD

Réflecteur argenté - Maille dorée  
Bouchons noirs ou transparents\* /  
*Silver reflector - Gold mesh*  
*Black or transparent stoppers\**



ITT 120-1300 A GOLD-SIL

Réflecteur doré - Maille argentée  
Bouchons noirs ou transparents\* /  
*Gold reflector - Silver mesh*  
*Black or transparent stoppers\**



ITT 120-1300 A GOLD-GOLD

Réflecteur doré - Maille dorée  
Bouchons noirs ou transparents\* /  
*Gold reflector - Gold mesh*  
*Black or transparent stoppers\**

1440 €

ou / *or* 1310 €  
sans mailles /  
*without meshes*

1570 €

ou / *or* 1310 €  
sans mailles /  
*without meshes*

\* Bouchons transparents IP64 en polycarbonate, ou bouchons noirs IP64 en silicone sur demande (cf p.90) / *IP64 transparent stoppers in polycarbonate, or IP64 black stoppers in silicone on request (see p.90)*

\* Bouchons transparents IP64 en polycarbonate, ou bouchons noirs IP64 en silicone sur demande (cf p.90) / *IP64 transparent stoppers in polycarbonate, or IP64 black stoppers in silicone on request (see p.90)*

**IN THE TUBE 100-350** PENDANT HORIZONTAL

SUSPENSION / PENDANT LAMP

220-240V – (2x) 6W max  
 CL I – **IP64** – IK07 – (2x) E14 (ampoules non fournies / *bulbs not supplied*)  
 Interrupteur : non / *Switch: no*  
 Câbles / *Cables* : 3 m  
 Matériaux : verre borosilicate, aluminium, silicone, acier inoxydable / *Materials: borosilicate glass, aluminium, silicone, stainless steel*  
 Poids net / *Net weight* : 3,1 kg  
 Accessoires fournis : 2 Colliers de fixations + 2 câbles de suspension  
 ITT HANG 2 / *Included accessories* : 2 adjustable collars + suspension cables ITT HANG 2

**ITT 100-350 P H SIL-SIL**

Réflecteur argenté - Maille argentée  
 Bouchons noirs ou transparents\* /  
*Silver reflector - Silver mesh*  
 Black or transparent stoppers\*

**ITT 100-350 P H GOLD-SIL**

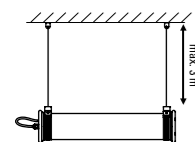
Réflecteur doré - Maille argentée  
 Bouchons noirs ou transparents\* /  
*Gold reflector - Silver mesh*  
 Black or transparent stoppers\*

**ITT 100-350 P H SIL-GOLD**

Réflecteur argenté - Maille dorée  
 Bouchons noirs ou transparents\* /  
*Silver reflector - Gold mesh*  
 Black or transparent stoppers\*

**ITT 100-350 P H GOLD-GOLD**

Réflecteur doré - Maille dorée  
 Bouchons noirs ou transparents\* /  
*Gold reflector - Gold mesh*  
 Black or transparent stoppers\*

**525 €**ou / or 475 €  
sans mailles /  
without meshes**575 €**ou / or 475 €  
sans mailles /  
without meshes**IN THE TUBE 100-500** PENDANT HORIZONTAL

SUSPENSION / PENDANT LAMP

220-240V – (2x) 6W max  
 CL I – **IP64** – IK07 – (2x) E14 (ampoules non fournies / *bulbs not supplied*)  
 Interrupteur : non / *Switch: no*  
 Câble / *Cable* : 3 m  
 Matériaux : verre borosilicate, aluminium, silicone, acier inoxydable / *Materials: borosilicate glass, aluminium, silicone, stainless steel*  
 Poids net / *Net weight* : 3,8 kg  
 Accessoires fournis : 2 Colliers de fixations + 2 câbles de suspension ITT HANG 2 / *Included accessories* : 2 adjustable collars + suspension cables ITT HANG 2

**ITT 100-500 P H SIL-SIL**

Réflecteur argenté - Maille argentée  
 Bouchons noirs ou transparents\* /  
*Silver reflector - Silver mesh*  
 Black or transparent stoppers\*

**ITT 100-500 P H GOLD-SIL**

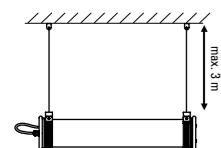
Réflecteur doré - Maille argentée  
 Bouchons noirs ou transparents\* /  
*Gold reflector - Silver mesh*  
 Black or transparent stoppers\*

**ITT 100-500 P H SIL-GOLD**

Réflecteur argenté - Maille dorée  
 Bouchons noirs ou transparents\* /  
*Silver reflector - Gold mesh*  
 Black or transparent stoppers\*

**ITT 100-500 P H GOLD-GOLD**

Réflecteur doré - Maille dorée  
 Bouchons noirs ou transparents\* /  
*Gold reflector - Gold mesh*  
 Black or transparent stoppers\*

**645 €**ou / or 585 €  
sans mailles /  
without meshes**705 €**ou / or 585 €  
sans mailles /  
without meshes**IN THE TUBE 120-700** PENDANT HORIZONTAL

SUSPENSION / PENDANT LAMP

220-240V – (4x) 6W max  
 CL I – **IP20 (IP64 sur demande / IP64 on request)** – IK07 – (4x) E27 (ampoules non fournies / *bulbs not supplied*)  
 Interrupteur : non / *Switch: no*  
 Câble / *Cable* : 3 m  
 Matériaux : verre borosilicate, aluminium, silicone, acier inoxydable / *Materials: borosilicate glass, aluminium, silicone, stainless steel*  
 Poids net / *Net weight* : 6,3 kg  
 Accessoires fournis : 2 Colliers de fixations + 2 câbles de suspension ITT HANG 2 / *Included accessories* : 2 adjustable collars + suspension cables ITT HANG 2

**ITT 120-700 P H SIL-SIL**

Réflecteur argenté - Maille argentée  
 Bouchons noirs ou transparents\* /  
*Silver reflector - Silver mesh*  
 Black or transparent stoppers\*

**ITT 120-700 P H GOLD-SIL**

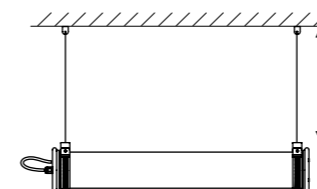
Réflecteur doré - Maille argentée  
 Bouchons noirs ou transparents\* /  
*Gold reflector - Silver mesh*  
 Black or transparent stoppers\*

**ITT 120-700 P H SIL-GOLD**

Réflecteur argenté - Maille dorée  
 Bouchons noirs ou transparents\* /  
*Silver reflector - Gold mesh*  
 Black or transparent stoppers\*

**ITT 120-700 P H GOLD-GOLD**

Réflecteur doré - Maille dorée  
 Bouchons noirs ou transparents\* /  
*Gold reflector - Gold mesh*  
 Black or transparent stoppers\*

**915 €**ou / or 825 €  
sans mailles /  
without meshes**1005 €**ou / or 825 €  
sans mailles /  
without meshes**IN THE TUBE 120-1300** PENDANT HORIZONTAL

SUSPENSION / PENDANT LAMP

220-240V – (6x) 6W max  
 CL I – **IP20 (IP64 sur demande / IP64 on request)** – IK07 – (6x) E27 (ampoules non fournies / *bulbs not supplied*)  
 Interrupteur : non / *Switch: no*  
 Câble / *Cable* : 3 m  
 Matériaux : verre borosilicate, aluminium, silicone, acier inoxydable / *Materials: borosilicate glass, aluminium, silicone, stainless steel*  
 Poids net / *Net weight* : 10,3 kg  
 Accessoires fournis : 2 Colliers de fixations + 2 câbles de suspension ITT HANG 2 / *Included accessories* : 2 adjustable collars + suspension cables ITT HANG 2

**ITT 120-1300 P H SIL-SIL**

Réflecteur argenté - Maille argentée  
 Bouchons noirs ou transparents\* /  
*Silver reflector - Silver mesh*  
 Black or transparent stoppers\*

**ITT 120-1300 P H GOLD-SIL**

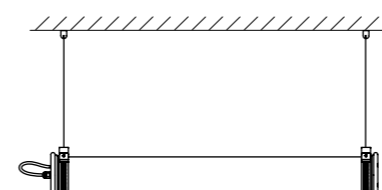
Réflecteur doré - Maille argentée  
 Bouchons noirs ou transparents\* /  
*Gold reflector - Silver mesh*  
 Black or transparent stoppers\*

**ITT 120-1300 P H SIL-GOLD**

Réflecteur argenté - Maille dorée  
 Bouchons noirs ou transparents\* /  
*Silver reflector - Gold mesh*  
 Black or transparent stoppers\*

**ITT 120-1300 P H GOLD-GOLD**

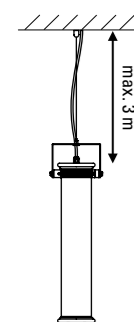
Réflecteur doré - Maille dorée  
 Bouchons noirs ou transparents\* /  
*Gold reflector - Gold mesh*  
 Black or transparent stoppers\*

**1405 €**ou / or 1275 €  
sans mailles /  
without meshes**1535 €**ou / or 1275 €  
sans mailles /  
without meshes\* Bouchons transparents IP64 en polycarbonate, ou bouchons noirs IP64 en silicone sur demande (cf p.90) / *IP64 transparent stoppers in polycarbonate, or IP64 black stoppers in silicone on request (see p.90)*\* Bouchons transparents IP64 en polycarbonate, ou bouchons noirs IP64 en silicone sur demande (cf p.90) / *IP64 transparent stoppers in polycarbonate, or IP64 black stoppers in silicone on request (see p.90)*

IN THE TUBE **100-350** PENDANT VERTICAL

SUSPENSION / PENDANT LAMP

220-240V – (2x) 6W max  
 CL I – **IP64** – IK07 – (2x) E14 (ampoules non fournies / *bulbs not supplied*)  
 Interrupteur : non / *Switch: no*  
 Câbles / *Cables* : 3 m  
 Matériaux : verre borosilicate, aluminium, silicone, acier inoxydable / *Materials: borosilicate glass, aluminium, silicone, stainless steel*  
 Poids net / *Net weight* : 3,1 kg  
 Accessoires fournis : 2 Colliers de fixations + câble de suspension ITT HANG 1-100 / *Included accessories : 2 adjustable collars + suspension cables ITT HANG 1-100*



ITT 100-350 P V SIL-SIL

Réflecteur argenté - Maille argentée  
 Bouchons noirs ou transparents\* /  
*Silver reflector - Silver mesh*  
*Black or transparent stoppers\**



ITT 100-350 P V GOLD-SIL

Réflecteur doré - Maille argentée  
 Bouchons noirs ou transparents\* /  
*Gold reflector - Silver mesh*  
*Black or transparent stoppers\**



ITT 100-350 P V SIL-GOLD

Réflecteur argenté - Maille dorée  
 Bouchons noirs ou transparents\* /  
*Silver reflector - Gold mesh*  
*Black or transparent stoppers\**



ITT 100-350 P V GOLD-GOLD

Réflecteur doré - Maille dorée  
 Bouchons noirs ou transparents\* /  
*Gold reflector - Gold mesh*  
*Black or transparent stoppers\**

**560 €**

ou / *or* 510€  
 sans mailles /  
*without meshes*

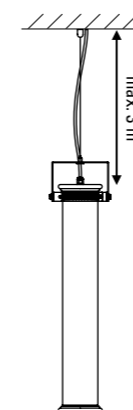
**610 €**

ou / *or* 510€  
 sans mailles /  
*without meshes*

IN THE TUBE **120-700** PENDANT VERTICAL

SUSPENSION / PENDANT LAMP

220-240V – (4x) 6W max  
 CL I – **IP20 (IP64 sur demande / IP64 on request)** – IK07 – (4x) E27 (ampoules non fournies / *bulbs not supplied*)  
 Interrupteur : non / *Switch: no*  
 Câble / *Cable* : 3 m  
 Matériaux : verre borosilicate, aluminium, silicone, acier inoxydable / *Materials: borosilicate glass, aluminium, silicone, stainless steel*  
 Poids net / *Net weight* : 6,3 kg  
 Accessoires fournis : 2 Colliers de fixations + câble de suspension ITT HANG 1-120 / *Included accessories : 2 adjustable collars + suspension cables ITT HANG 1-120*



ITT 120-700 P V SIL-SIL

Réflecteur argenté - Maille argentée  
 Bouchons noirs ou transparents\* /  
*Silver reflector - Silver mesh*  
*Black or transparent stoppers\**



ITT 120-700 P V GOLD-SIL

Réflecteur doré - Maille argentée  
 Bouchons noirs ou transparents\* /  
*Gold reflector - Silver mesh*  
*Black or transparent stoppers\**



ITT 120-700 P V SIL-GOLD

Réflecteur argenté - Maille dorée  
 Bouchons noirs ou transparents\* /  
*Silver reflector - Gold mesh*  
*Black or transparent stoppers\**



ITT 120-700 P V GOLD-GOLD

Réflecteur doré - Maille dorée  
 Bouchons noirs ou transparents\* /  
*Gold reflector - Gold mesh*  
*Black or transparent stoppers\**

**950 €**

ou / *or* 860€  
 sans mailles /  
*without meshes*

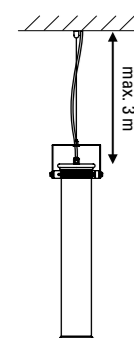
**1040 €**

ou / *or* 860€  
 sans mailles /  
*without meshes*

IN THE TUBE **100-500** PENDANT VERTICAL

SUSPENSION / PENDANT LAMP

220-240V – (2x) 6W max  
 CL I – **IP64** – IK07 – (2x) E14 (ampoules non fournies / *bulbs not supplied*)  
 Interrupteur : non / *Switch: no*  
 Câble / *Cable* : 3 m  
 Matériaux : verre borosilicate, aluminium, silicone, acier inoxydable / *Materials: borosilicate glass, aluminium, silicone, stainless steel*  
 Poids net / *Net weight* : 3,8 kg  
 Accessoires fournis : 2 Colliers de fixations + câble de suspension ITT HANG 1-100 / *Included accessories : 2 adjustable collars + suspension cables ITT HANG 1-100*



ITT 100-500 P V SIL-SIL

Réflecteur argenté - Maille argentée  
 Bouchons noirs ou transparents\* /  
*Silver reflector - Silver mesh*  
*Black or transparent stoppers\**



ITT 100-500 P V GOLD-SIL

Réflecteur doré - Maille argentée  
 Bouchons noirs ou transparents\* /  
*Gold reflector - Silver mesh*  
*Black or transparent stoppers\**



ITT 100-500 P V SIL-GOLD

Réflecteur argenté - Maille dorée  
 Bouchons noirs ou transparents\* /  
*Silver reflector - Gold mesh*  
*Black or transparent stoppers\**



ITT 100-500 P V GOLD-GOLD

Réflecteur doré - Maille dorée  
 Bouchons noirs ou transparents\* /  
*Gold reflector - Gold mesh*  
*Black or transparent stoppers\**

**680 €**

ou / *or* 620€  
 sans mailles /  
*without meshes*

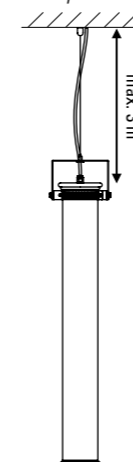
**740 €**

ou / *or* 620€  
 sans mailles /  
*without meshes*

IN THE TUBE **120-1300** PENDANT VERTICAL

SUSPENSION / PENDANT LAMP

220-240V – (6x) 6W max  
 CL I – **IP20 (IP64 sur demande / IP64 on request)** – IK07 – (6x) E27 (ampoules non fournies / *bulbs not supplied*)  
 Interrupteur : non / *Switch: no*  
 Câble / *Cable* : 3 m  
 Matériaux : verre borosilicate, aluminium, silicone, acier inoxydable / *Materials: borosilicate glass, aluminium, silicone, stainless steel*  
 Poids net / *Net weight* : 10,3 kg  
 Accessoires fournis : 2 Colliers de fixations + câble de suspension ITT HANG 1-120 / *Included accessories : 2 adjustable collars + suspension cables ITT HANG 1-120*



ITT 120-1300 P V SIL-SIL

Réflecteur argenté - Maille argentée  
 Bouchons noirs ou transparents\* /  
*Silver reflector - Silver mesh*  
*Black or transparent stoppers\**



ITT 120-1300 P V GOLD-SIL

Réflecteur doré - Maille argentée  
 Bouchons noirs ou transparents\* /  
*Gold reflector - Silver mesh*  
*Black or transparent stoppers\**



ITT 120-1300 P V SIL-GOLD

Réflecteur argenté - Maille dorée  
 Bouchons noirs ou transparents\* /  
*Silver reflector - Gold mesh*  
*Black or transparent stoppers\**



ITT 120-1300 P V GOLD-GOLD

Réflecteur doré - Maille dorée  
 Bouchons noirs ou transparents\* /  
*Gold reflector - Gold mesh*  
*Black or transparent stoppers\**

**1440 €**

ou / *or* 1310€  
 sans mailles /  
*without meshes*

**1570 €**

ou / *or* 1310€  
 sans mailles /  
*without meshes*

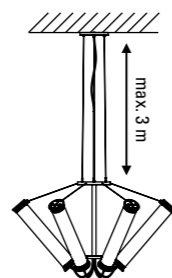
\* Bouchons transparents IP64 en polycarbonate, ou bouchons noirs IP64 en silicone sur demande (cf p.90) / *IP64 transparent stoppers in polycarbonate, or IP64 black stoppers in silicone on request (see p.90)*

\* Bouchons transparents IP64 en polycarbonate, ou bouchons noirs IP64 en silicone sur demande (cf p.90) / *IP64 transparent stoppers in polycarbonate, or IP64 black stoppers in silicone on request (see p.90)*

## INTHETUBE SOLAR 6-700

LUSTRE / CHANDELIER

220-240V – (24x) 6W max  
CL I – IP20 – (24x) E27 (ampoules non fournies / bulbs not supplied)  
Interrupteur : non / Switch: no  
Câbles / Cables : 3 m  
Matériaux : acier / Materials: steel  
Poids net / Net weight : 55 kg  
N.B : pour un usage en intérieur uniquement / for indoor use only



ITT SOLAR 6-700

### SILVER MESH

ITT SOLAR 6 - 700 SIL-SIL  
ITT SOLAR 6 - 700 GOLD-SIL  
ITT SOLAR 6 - 700 SIL-SIL-PC  
ITT SOLAR 6 - 700 GOLD-SIL-PC

6830€\*

### GOLD MESH

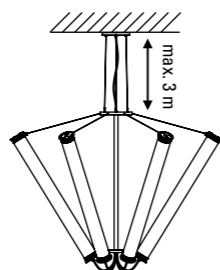
ITT SOLAR 6 - 700 SIL-GOLD  
ITT SOLAR 6 - 700 GOLD-GOLD  
ITT SOLAR 6 - 700 SIL-GOLD-PC  
ITT SOLAR 6 - 700 GOLD-GOLD-PC

7209€\*

## INTHETUBE SOLAR 6-1300

LUSTRE / CHANDELIER

220-240V – (36x) 6W max  
CL I – IP20 – (36x) E27 (ampoules non fournies / bulbs not supplied)  
Interrupteur : non / Switch: no  
Câbles / Cables : 3 m  
Matériaux : acier / Materials: steel  
Poids net / Net weight : 65 kg  
N.B : pour un usage en intérieur uniquement / for indoor use only



ITT SOLAR 6-1300

### SILVER MESH

ITT SOLAR 6 - 1300 SIL-SIL  
ITT SOLAR 6 - 1300 GOLD-SIL  
ITT SOLAR 6 - 1300 SIL-SIL-PC  
ITT SOLAR 6 - 1300 GOLD-SIL-PC

9770€\*

### GOLD MESH


ITT SOLAR 6 - 1300 SIL-GOLD  
ITT SOLAR 6 - 1300 GOLD-GOLD  
ITT SOLAR 6 - 1300 SIL-GOLD-PC  
ITT SOLAR 6 - 1300 GOLD-GOLD-PC

10656€\*

## INTHETUBE ACCESSOIRES / ACCESSORIES

### BOÎTIERS DE CONNEXION / CONNECTION BOX

Accessoire indispensable pour un usage du luminaire en extérieur et salle de bain (protection contre l'humidité) - Pour un usage en intérieur, le boîtier de connexion permet de cacher les branchements de façon esthétique / Essential accessory for an outdoor and bathroom use of the light (protection against moisture) - For an indoor use, the connection box enables to aesthetically hide the wiring



53€

ITT CONNECTION BOX



63€

ITT CONNECTION BOX 4  
4 entrées disponibles  
ITT CONNECTION BOX 4  
With 4 points of entry

### COLLIERS D'ANGLE / ANGLE COLLARS



#### ITT ANGLE 1 - 100

Compatible avec les modèles ITT  
100 - 350 & ITT 100 - 500  
Compatible with models  
ITT 100 - 350 & ITT 100 - 500

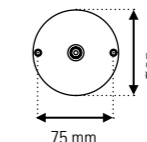
ou / or

#### ITT ANGLE 1 - 120

Compatible avec les modèles ITT  
120 - 700 & ITT 120 - 1300  
Compatible with models  
ITT 120 - 700 & ITT 120 - 1300

60€

### PLAQUE D'ORNEMENT / ORNEMENTAL PLATE



ITT COVER PLATE

21€

### COLLIERS INCLINÉS / SLANTED COLLARS



#### ITT DIAG 1 - 100

Compatible avec les modèles ITT  
100 - 350 & ITT 100 - 500  
Compatible with models  
ITT 100 - 350 & ITT 100 - 500

ou / or

#### ITT DIAG 1 - 120

Compatible avec les modèles ITT  
120 - 700 & ITT 120 - 1300  
Compatible with models  
ITT 120 - 700 & ITT 120 - 1300



60€

\*Tarif total incluant la structure d'accroche et les 6 luminaires associés / Total price including the hanging structure and the six corresponding lamps

INTHETUBE **ACCESSOIRES / ACCESSORIES**

**SUSPENSION VERTICALE / VERTICAL PENDANT**



**ITTHANG 1 - 100**  
ou / or  
**ITTHANG 1 - 120**

**60€**

Compatible avec les modèles ITT 100-350 & ITT 100-500 /  
*Compatible with models ITT 100-350 & ITT 100-500*  
Compatible avec les modèles ITT 120-700 & ITT 120-1300 /  
*Compatible with models ITT 120-700 & ITT 120-1300*

**SUSPENSION HORIZONTALE / HORIZONTAL PENDANT**

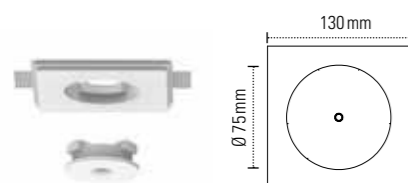


**ITTHANG 2**  
3 m

**25€**

Compatible avec tous les modèles ITT et ITT 360° /  
*Compatible with every ITT & ITT 360° models*

**TRAPPE 75 / TRAPDOOR 75**



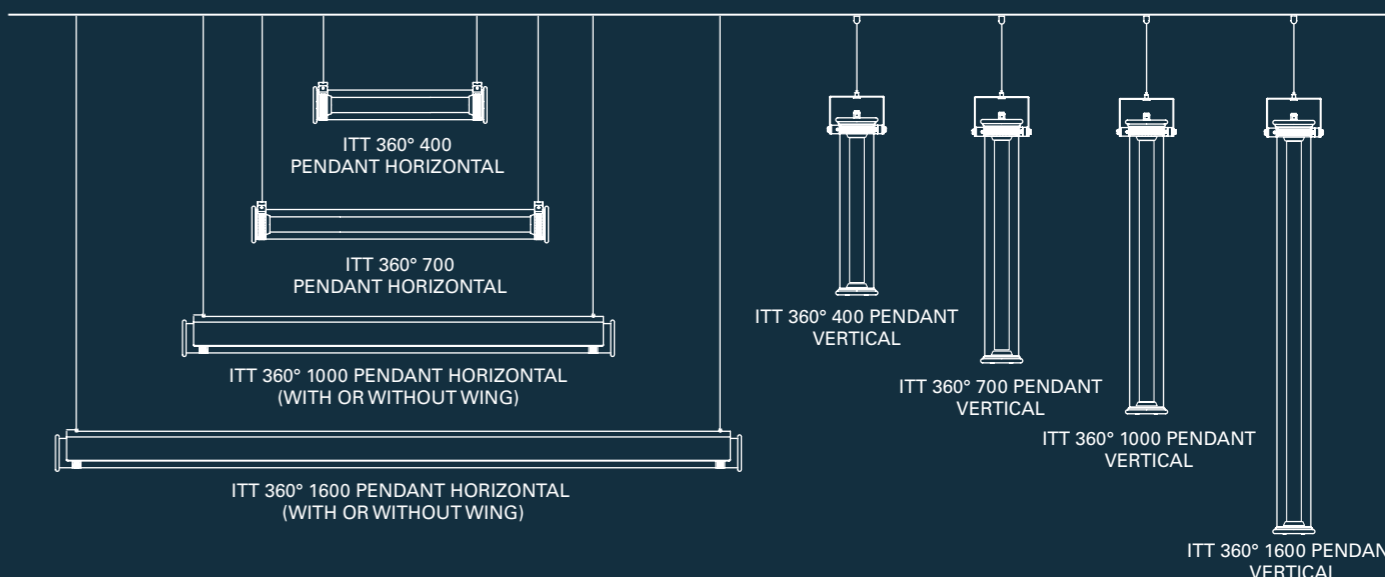
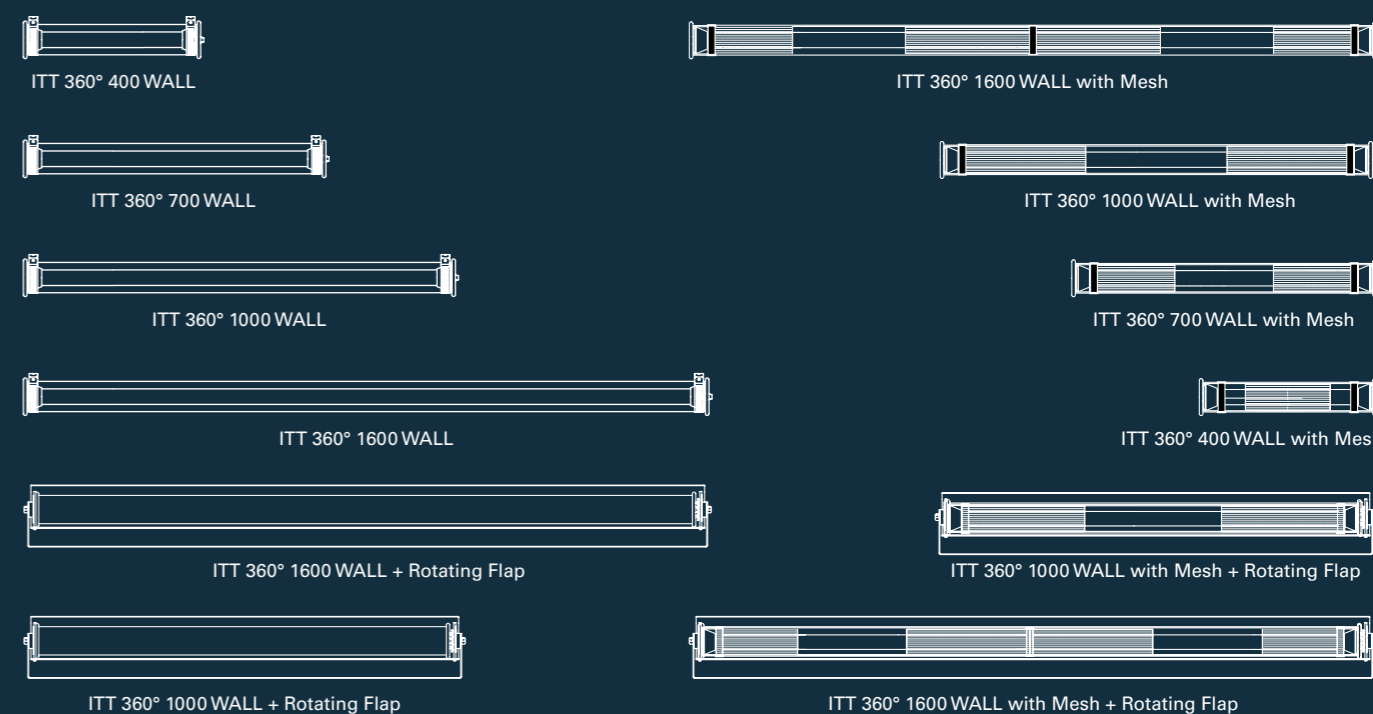
**168€**

Trappe technique encastrée, plâtre haute dureté, permettant d'occulter les accessoires déportés ( Driver, Contrôleur DALI etc ) en conservant un accès simple et une finition élégante /  
*Recessed technical trapdoor made in high density plaster, allowing to hide accessories (Driver, DALI controller, etc) while maintaining an easy access*  
*Trappe conseillée pour ITT / Recommended trapdoor for ITT*

# IN THE TUBE™

de Dominique Perrault & Gaëlle Lauriot-Prévost

## 360°



### IN THE TUBE 360° - 400 WALL

APPLIQUE / WALL LAMP

220-240V – 6W

CL II – IP65 – IK07 – LED intégrée / *Integrated LED* – 2700K – 300 lm

Driver externe / *External driver* – 63,3 x 40 x 23mm – 4.55-9.45V – 350 mA

Gradable : oui, TRIAC / *Dimmable: yes, TRIAC*

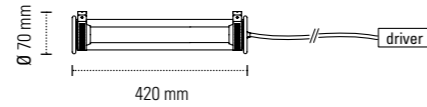
Interrupteur : non / *Switch: no*

Câble / *Cable* : 3 m

Matériaux : verre borosilicate, aluminium, silicone, acier inoxydable / *Materials: borosilicate glass, aluminium, silicone, stainless steel*

Poids net / *Net weight* : 1,6 kg

Accessoires fournis : 2 Colliers de fixations / *Included accessories : 2 adjustable collars*



**WITHOUT  
OR WITH MESH**



ITT 360-400  
NO MESH

**441 €**



ITT 360-400  
GOLD MESH



ITT 360-400  
SILVER MESH

**473 €**

### IN THE TUBE 360° - 700 WALL

APPLIQUE / WALL LAMP

220-240V – 12W

CL II – IP65 – IK07 – LED intégrée / *Integrated LED* – 2700K – 600 lm

Driver externe / *External driver* – 85 x 41 x 22mm – 26-43V – 350 mA

Gradable : oui, TRIAC / *Dimmable: yes, TRIAC*

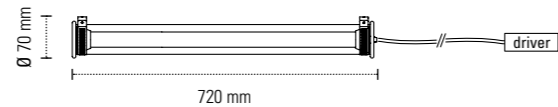
Interrupteur : non / *Switch: no*

Câble / *Cable* : 3 m

Matériaux : verre borosilicate, aluminium, silicone, acier inoxydable / *Materials: borosilicate glass, aluminium, silicone, stainless steel*

Poids net / *Net weight* : 2,4 kg

Accessoires fournis : 2 Colliers de fixations / *Included accessories : 2 adjustable collars*



**WITHOUT  
OR WITH MESH**



ITT 360-700  
NO MESH

**546 €**



ITT 360-700  
GOLD MESH



ITT 360-700  
SILVER MESH

**609 €**

### IN THE TUBE 360° - 1000 WALL

APPLIQUE / WALL LAMP

220-240V – 18W

CL II – IP65 – IK07 – LED intégrée / *Integrated LED* – 2700K – 900 lm

Driver externe / *External driver* – 167 x 38,4 x 30mm – 26-40V – 500 mA

Gradable : oui, TRIAC / *Dimmable: yes, TRIAC*

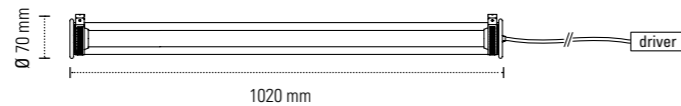
Interrupteur : non / *Switch: no*

Câble / *Cable* : 3 m

Matériaux : verre borosilicate, aluminium, silicone, acier inoxydable / *Materials: borosilicate glass, aluminium, silicone, stainless steel*

Poids net / *Net weight* : 3 kg

Accessoires fournis : 2 Colliers de fixations / *Included accessories : 2 adjustable collars*



**WITHOUT  
OR WITH MESH**



ITT 360-1000  
NO MESH

**630 €**



ITT 360-1000  
GOLD MESH



ITT 360-1000  
SILVER MESH

**735 €**

### IN THE TUBE 360° - 1600 WALL

APPLIQUE / WALL LAMP

220-240V – 32W

CL II – IP65 – IK07 – LED intégrée / *Integrated LED* – 2700K – 1600 lm

Driver externe / *External driver* – 170 x 52 x 29mm – 25-40V – 900 mA

Gradable : oui, TRIAC / *Dimmable: yes, TRIAC*

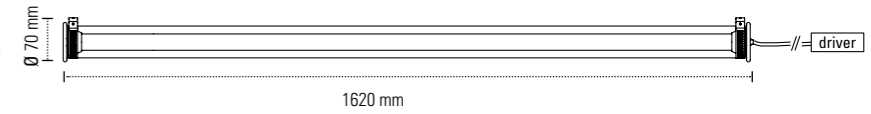
Interrupteur : non / *Switch: no*

Câble / *Cable* : 3 m

Matériaux : verre borosilicate, aluminium, silicone, acier inoxydable / *Materials: borosilicate glass, aluminium, silicone, stainless steel*

Poids net / *Net weight* : 4,4 kg

Accessoires fournis : 2 Colliers de fixations / *Included accessories : 2 adjustable collars*



**WITHOUT  
OR WITH MESH**



ITT 360-1600  
NO MESH

**903 €**



ITT 360-1600  
GOLD MESH



ITT 360-1600  
SILVER MESH

**1071 €**

### IN THE TUBE 360° - 1000 WALL WITH FLAP

APPLIQUE / WALL LAMP

220-240V – 18W

CL II – IP65 – IK07 – LED intégrée / *Integrated LED* – 2700K – 900 lm

Driver externe / *External driver* – 167 x 38,4 x 30mm – 26-40V – 500 mA

Gradable : oui, TRIAC / *Dimmable: yes, TRIAC*

Interrupteur : non / *Switch: no*

Câble / *Cable* : 3 m

Matériaux : verre borosilicate, aluminium, silicone, acier inoxydable / *Materials: borosilicate glass, aluminium, silicone, stainless steel*

Poids net / *Net weight* : 3 kg

Accessoires fournis : système de volet rotatif (FLAP) fourni / *rotative flap system supplied*

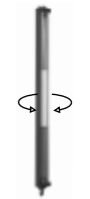


ITT 360-1000  
NO MESH  
FLAP BLACK

**700 €**



ITT 360-1000  
GOLD MESH  
FLAP BLACK



ITT 360-1000  
SILVER MESH  
FLAP BLACK

**825 €**

### IN THE TUBE 360° - 1600 WALL WITH FLAP

APPLIQUE / WALL LAMP

220-240V – 32W

CL II – IP65 – IK07 – LED intégrée / *Integrated LED* – 2700K – 1600 lm

Driver externe / *External driver* – 170 x 52 x 29mm – 25-40V – 900 mA

Gradable : oui, TRIAC / *Dimmable: yes, TRIAC*

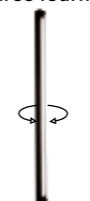
Interrupteur : non / *Switch: no*

Câble / *Cable* : 3 m

Matériaux : verre borosilicate, aluminium, silicone, acier inoxydable / *Materials: borosilicate glass, aluminium, silicone, stainless steel*

Poids net / *Net weight* : 4,4 kg

Accessoires fournis : système de volet rotatif (FLAP) fourni / *rotative flap system supplied*




ITT 360-1600  
NO MESH  
FLAP BLACK

**973 €**



ITT 360-1600  
GOLD MESH  
FLAP BLACK



ITT 360-1600  
SILVER MESH  
FLAP BLACK

**1161 €**

**IN THE TUBE 360° - 400 PENDANT HORIZONTAL**

SUSPENSION / PENDANT LAMP

220-240V – 6W  
 CL II – IP65 – IK07 – LED intégrée / *Integrated LED* – 2700K – 300 lm  
 Driver externe / *External driver* – 63,3 x 40 x 23mm –  
 4.55-9.45V – 350 mA  
 Gradable : oui, TRIAC / *Dimmable: yes, TRIAC*  
 Interrupteur : non / *Switch: no*  
 Câble / *Cable* : 3 m

Matériaux : verre borosilicate, aluminium, silicone, acier inoxydable /  
*Materials: borosilicate glass, aluminium, silicone, stainless steel*  
 Poids net / *Net weight* : 1,6 kg  
 Accessoires fournis : 2 Colliers de fixations + câbles de suspension  
 (ITT HANG 2) / *Included accessories : 2 adjustable collars + suspension  
 cables (ITT HANG 2)*

ITTT 360-400 P H  
NO MESH**469€\***ITTT 360-400 P H  
GOLD MESHITTT 360-400 P H  
SILVER MESH**501€\*****IN THE TUBE 360° - 700 PENDANT HORIZONTAL**

SUSPENSION / PENDANT LAMP

220-240V – 12W  
 CL II – IP65 – IK07 – LED intégrée / *Integrated LED* –  
 2700K – 600 lm  
 Driver externe / *External driver* – 85 x 41 x 22mm –  
 26-43V – 350 mA  
 Gradable : oui, TRIAC / *Dimmable: yes, TRIAC*  
 Interrupteur : non / *Switch: no*  
 Câble / *Cable* : 3 m

Matériaux : verre borosilicate, aluminium, silicone, acier inoxydable /  
*Materials: borosilicate glass, aluminium, silicone, stainless steel*  
 Poids net / *Net weight* : 2,4 kg  
 Accessoires fournis : 2 Colliers de fixations + câbles de suspension  
 (ITT HANG 2) / *Included accessories : 2 adjustable collars + suspension  
 cables (ITT HANG 2)*

ITTT 360-700 P H  
NO MESH**574€\***ITTT 360-700 P H  
GOLD MESHITTT 360-700 P H  
SILVER MESH**637€\*****IN THE TUBE 360° - 1000 PENDANT HORIZONTAL**

SUSPENSION / PENDANT LAMP

220-240V – 18W  
 CL II – IP65 – IK07 – LED intégrée / *Integrated LED* –  
 2700K – 900 lm  
 Driver externe / *External driver* – 167 x 38,4 x 30mm –  
 26-40V – 500 mA  
 Gradable : oui, TRIAC / *Dimmable: yes, TRIAC*  
 Interrupteur : non / *Switch: no*


Câble / *Cable* : 3 m  
 Matériaux : verre borosilicate, aluminium, silicone, acier inoxydable /  
*Materials: borosilicate glass, aluminium, silicone, stainless steel*  
 Poids net / *Net weight* : 3 kg  
 Accessoires fournis : 2 Colliers de fixations + câbles de suspension  
 (ITT HANG 2) / *Included accessories : 2 adjustable collars + suspension  
 cables (ITT HANG 2)*

ITTT 360-1000 P H  
NO MESH**658€\***ITTT 360-1000 P H  
GOLD MESHITTT 360-1000 P H  
SILVER MESH**763€\*****IN THE TUBE 360° - 1600 PENDANT HORIZONTAL**

SUSPENSION / PENDANT LAMP

220-240V – 32W  
 CL II – IP65 – IK07 – LED intégrée / *Integrated LED* –  
 2700K – 1600 lm  
 Driver externe / *External driver* – 170 x 52 x 29mm –  
 25-40V – 900 mA  
 Gradable : oui, TRIAC / *Dimmable: yes, TRIAC*  
 Interrupteur : non / *Switch: no*  
 Câble / *Cable* : 3 m

Matériaux : verre borosilicate, aluminium, silicone, acier inoxydable /  
*Materials: borosilicate glass, aluminium, silicone, stainless steel*  
 Poids net / *Net weight* : 4,4 kg  
 Accessoires fournis : 2 Colliers de fixations + câbles de suspension  
 (ITT HANG 2) / *Included accessories : 2 adjustable collars + suspension  
 cables (ITT HANG 2)*

ITTT 360-1600 P H  
NO MESH**931€\***ITTT 360-1600 P H  
GOLD MESHITTT 360-1600 P H  
SILVER MESH**1099€\*****IN THE TUBE 360° - 1000 PENDANT HORIZONTAL WITH WING**

SUSPENSION / PENDANT LAMP

220-240V – 18W  
 CL II – IP65 – IK07 – LED intégrée / *Integrated LED* –  
 2700K – 900 lm  
 Driver externe / *External driver* – 167 x 38,4 x 30mm –  
 26-40V – 500 mA  
 Gradable : oui, TRIAC / *Dimmable: yes, TRIAC*  
 Interrupteur : non / *Switch: no*

Câble / *Cable* : 3 m  
 Matériaux : verre borosilicate, aluminium, silicone, acier inoxydable /  
*Materials: borosilicate glass, aluminium, silicone, stainless steel*  
 Poids net / *Net weight* : 3 kg  
 Accessoires fournis : 2 Colliers de fixations + câbles de suspension (ITT  
 HANG 2) + réflecteur WING / *Included accessories : 2 adjustable collars  
 + suspension cables (ITT HANG 2) + WING reflector*

ITTT 360-1000 P H  
NO MESH  
WING BLACK**868€\***ITTT 360-1000 P H  
GOLD MESH  
WING BLACKITTT 360-1000 P H  
SILVER MESH  
WING BLACK**973€\*****IN THE TUBE 360° - 1600 PENDANT HORIZONTAL WITH WING**

SUSPENSION / PENDANT LAMP

220-240V – 32W  
 CL II – IP65 – IK07 – LED intégrée / *Integrated LED* –  
 2700K – 1600 lm  
 Driver externe / *External driver* – 170 x 52 x 29mm –  
 25-40V – 900 mA  
 Gradable : oui, TRIAC / *Dimmable: yes, TRIAC*  
 Interrupteur : non / *Switch: no*

Câble / *Cable* : 3 m  
 Matériaux : verre borosilicate, aluminium, silicone, acier inoxydable /  
*Materials: borosilicate glass, aluminium, silicone, stainless steel*  
 Poids net / *Net weight* : 4,4 kg  
 Accessoires fournis : 2 Colliers de fixations + câbles de suspension (ITT  
 HANG 2) + réflecteur WING / *Included accessories : 2 adjustable collars  
 + suspension cables (ITT HANG 2) + WING reflector*

ITTT 360-1600 P H  
NO MESH  
WING BLACK**1152€\***ITTT 360-1600 P H  
GOLD MESH  
WING BLACKITTT 360-1600 P H  
SILVER MESH  
WING BLACK**1320€\***

**IN THE TUBE 360° - 400 PENDANT VERTICAL**

SUSPENSION / PENDANT LAMP

220-240V – 6W  
 CL II – IP65 – IK07 – LED intégrée / *Integrated LED* – 2700K – 300 lm  
 Driver externe / *External driver* – 63,3 x 40 x 23mm –  
 4.55-9.45V – 350 mA  
 Gradable : oui, TRIAC / *Dimmable: yes, TRIAC*  
 Interrupteur : non / *Switch: no*  
 Câble / *Cable* : 3 m

Matériaux : verre borosilicate, aluminium, silicone, acier inoxydable /  
*Materials: borosilicate glass, aluminium, silicone, stainless steel*  
 Poids net / *Net weight* : 1,6 kg  
 Accessoires fournis : 2 Colliers de fixations + câble de suspension (ITT  
 HANG 1) / *Included accessories: 2 adjustable collars + suspension  
 cable (ITT HANG 1)*

**511€\***ITT 360-400 PV  
NO MESHITT 360-400 PV  
GOLD MESHITT 360-400 PV  
SILVER MESH**543€\*****IN THE TUBE 360° - 1000 PENDANT VERTICAL**

SUSPENSION / PENDANT LAMP

220-240V – 18W  
 CL II – IP65 – IK07 – LED intégrée / *Integrated LED* –  
 2700K – 900 lm  
 Driver externe / *External driver* – 167 x 38,4 x 30mm –  
 26-40V – 500 mA  
 Gradable : oui, TRIAC / *Dimmable: yes, TRIAC*  
 Interrupteur : non / *Switch: no*

Câble / *Cable* : 3 m  
 Matériaux : verre borosilicate, aluminium, silicone, acier inoxydable /  
*Materials: borosilicate glass, aluminium, silicone, stainless steel*  
 Poids net / *Net weight* : 3 kg  
 Accessoires fournis : 2 Colliers de fixations + câble de suspension (ITT  
 HANG 1) / *Included accessories: 2 adjustable collars + suspension  
 cable (ITT HANG 1)*

**700€\***ITT 360-1000 PV  
NO MESHITT 360-1000 PV  
GOLD MESHITT 360-1000 PV  
SILVER MESH**805€\*****IN THE TUBE 360° - 700 PENDANT VERTICAL**

SUSPENSION / PENDANT LAMP

220-240V – 12W  
 CL II – IP65 – IK07 – LED intégrée / *Integrated LED* –  
 2700K – 600 lm  
 Driver externe / *External driver* – 85 x 41 x 22mm –  
 26-43V – 350 mA  
 Gradable : oui, TRIAC / *Dimmable: yes, TRIAC*  
 Interrupteur : non / *Switch: no*  
 Câble / *Cable* : 3 m

Matériaux : verre borosilicate, aluminium, silicone, acier inoxydable /  
*Materials: borosilicate glass, aluminium, silicone, stainless steel*  
 Poids net / *Net weight* : 2,4 kg  
 Accessoires fournis : 2 Colliers de fixations + câble de suspension (ITT  
 HANG 1) / *Included accessories: 2 adjustable collars + suspension  
 cable (ITT HANG 1)*

**616€\***ITT 360-700 PV  
NO MESHITT 360-700 PV  
GOLD MESHITT 360-700 PV  
SILVER MESH**679€\*****IN THE TUBE 360° - 1600 PENDANT VERTICAL**

SUSPENSION / PENDANT LAMP

220-240V – 32W  
 CL II – IP65 – IK07 – LED intégrée / *Integrated LED* –  
 2700K – 1600 lm  
 Driver externe / *External driver* – 170 x 52 x 29mm –  
 25-40V – 900 mA  
 Gradable : oui, TRIAC / *Dimmable: yes, TRIAC*  
 Interrupteur : non / *Switch: no*

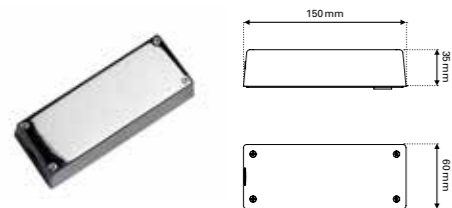
Câble / *Cable* : 3 m  
 Matériaux : verre borosilicate, aluminium, silicone, acier inoxydable /  
*Materials: borosilicate glass, aluminium, silicone, stainless steel*  
 Poids net / *Net weight* : 4,4 kg  
 Accessoires fournis : 2 Colliers de fixations + câble de suspension (ITT  
 HANG 1) / *Included accessories: 2 adjustable collars + suspension  
 cable (ITT HANG 1)*

**973€\***ITT 360-1600 PV  
NO MESHITT 360-1600 PV  
GOLD MESHITT 360-1600 PV  
SILVER MESH**1141€\***\* Tarif incluant le kit d'accroche / *Price including the hanging kit*\* Tarif incluant le kit d'accroche / *Price including the hanging kit*



## ITT 360° ACCESSOIRES / ACCESSORIES

### DRIVER BOX S / DRIVER BOX S



63€

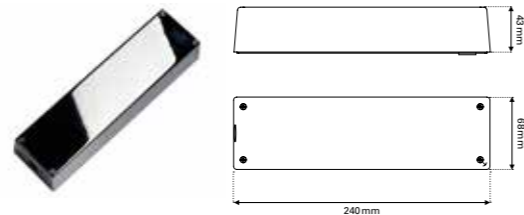
ITT 360° DRIVER BOX S

Accessoire indispensable pour un usage du luminaire en extérieur et salle de bain (IP65) - Pour un usage en intérieur, il permet de cacher le driver et les branchements de façon esthétique / *Essential accessory for an outdoor and bathroom use of the light (IP65) - For an indoor use, the box enable to aesthetically hide the wiring and the driver*

Dimensions : 60 x 35 x 150 mm

Compatible avec les modèles ITT 360-400 & ITT 360-700 - Incompatible avec les Drivers Dali / *Compatible with models ITT 360-400 & ITT 360-700 - Incompatible with Dali Drivers*

### DRIVER BOX L / DRIVER BOX L



74€

ITT 360° DRIVER BOX L

Accessoire indispensable pour un usage du luminaire en extérieur et salle de bain (IP65) - Pour un usage en intérieur, il permet de cacher le driver et les branchements de façon esthétique / *Essential accessory for an outdoor and bathroom use of the light (IP65) - For an indoor use, the box enable to aesthetically hide the wiring and the driver*

Dimensions : 68 x 43 x 240 mm

Compatible avec les modèles ITT 360-1000 & ITT 360-1600 - Incompatible avec les Drivers Dali / *Compatible with models ITT 360-1000 & ITT 360-1600 - Incompatible with Dali Drivers*

### PLAQUE D'ORNEMENT / ORNEMENTAL PLATE



21€

ITT COVER PLATE

### SUSPENSION HORIZONTALE / HORIZONTAL PENDANT



25€

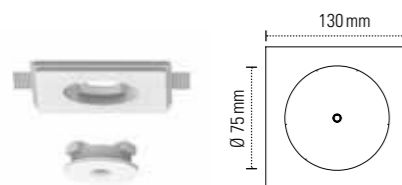
ITT HANG 2\*\*\*  
3 m

Compatible avec tous les modèles ITT et ITT 360° (sauf WING) / *Compatible with every ITT & ITT 360° (except WING) models*

### TRAPPE 75 / TRAPDOOR 75

Trappe technique encastrée, plâtre haute dureté, permettant d'occulter les accessoires déportés ( Driver, Contrôleur DALI etc ) en conservant un accès simple et une finition élégante / *Recessed technical trapdoor made in high density plaster, allowing to hide accessories (Driver, DALI controler, etc) while maintaining an easy access*

Trappe conseillée pour ITT 360° 400 / *Recommended trapdoor for ITT 360° 400*

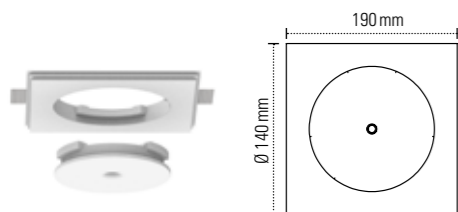


168€

### TRAPPE 140 / TRAPDOOR 140

Trappe technique encastrée, plâtre haute dureté, permettant d'occulter les accessoires déportés ( Driver, Contrôleur DALI etc ) en conservant un accès simple et une finition élégante / *Recessed technical trapdoor made in high density plaster, allowing to hide accessories (Driver, DALI controler, etc) while maintaining an easy access*

Trappe conseillée pour ITT 360° 700, ITT 360° 1000 et ITT 360° 1600 / *Recommended trapdoor for ITT 360° 700, ITT 360° 1000 et ITT 360° 1600*



189€

### SUSPENSION VERTICALE / VERTICAL PENDANT



60€

ITT 360 HANG 1

Compatible avec tous les modèles ITT 360° / *Compatible with every ITT 360° models*

### DRIVERS DALI / DALI DRIVERS

Driver Dali 360 - 400	63€*
Driver Dali 360 - 700	63€*
Driver Dali 360 - 1000	63€*
Driver Dali 360 - 1600	95€*

# COLLECTION

d'Éric de Dormael



KNOCKE



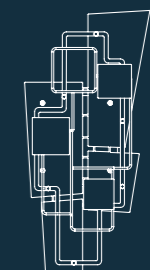
BOUCLE



MAP 1



MAP 1 L



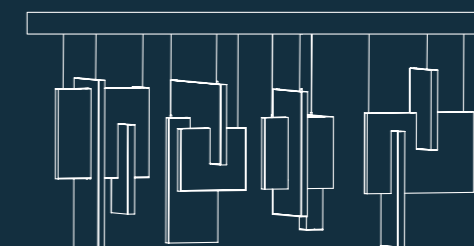
MAP 2



BROCHE L



BROCHE M



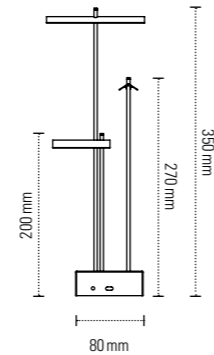
TRON 1 TRON 2 TRON 3 TRON 4

\*Prix net d'achat HT / *Net purch. prices ex-VAT*

**KNOKKE**

LAMPE SANS FIL / CORDLESS LAMP

5V – 3W

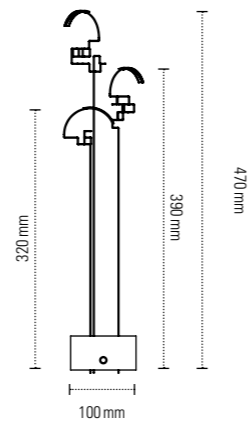
CL III – IP20 – LED intégrée / *Integrated LED 2700K*Lampe sur batterie / *Battery powered lamp – 3x 2000mAh*Temps de chargement / *Complete charging time: 7h*Gradable : oui, interrupteur 4 positions / *Dimmable : yes, 4 steps push button*Interrupteur : oui (sur la lampe) / *Switch: yes (on the lamp)*Matériaux : aluminium, laiton naturel brossé / *Materials: aluminium, natural brushed brass*Poids net / *Net weight: 0,9 kg*Autre spécificité : câble de chargement USB C - USB A inclus / *Other specificity: USB C - USB A charging cable included***294 €**CHARGEUR INDIVIDUEL EN OPTION /  
OPTIONAL INDIVIDUAL CHARGER  
21€

KNOKKE

**BOUCLE**

LAMPE SANS FIL / CORDLESS LAMP

5V – 3W

CL III – IP20 – LED intégrée / *Integrated LED 2700K (valeur nominale / nominal value)*Lampe sur batterie / *Battery powered lamp – 3x 2000mAh*Temps de chargement / *Complete charging time: 7h*Gradable : oui, interrupteur 4 positions / *Dimmable : yes, 4 steps push button*Interrupteur : oui (sur la lampe) / *Switch: yes (on the lamp)*Matériaux : aluminium, laiton naturel brossé / *Materials: aluminium, natural brushed brass*Poids net / *Net weight: 0,9 kg*Autre spécificité : câble de chargement USB C - USB A inclus / *Other specificity: USB C - USB A charging cable included***305 €**CHARGEUR INDIVIDUEL EN OPTION /  
OPTIONAL INDIVIDUAL CHARGER  
21€

BOUCLE

**MAP 1**

APPLIQUE / WALL LAMP

220-240V – 10W

CL I – IP20 – LED intégrée / *Integrated LED –*

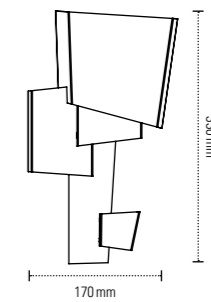
2496K – 248 lm

Driver intégré / *Integrated driver – 48 x 36 x 20 mm –*

30-42V – 300mA

Gradable : non / *Dimmable: no*Interrupteur : non / *Switch: no*Matériaux : laiton verni, acier / *Materials: varnished brass, steel*Poids net / *Net weight: 1,5 kg*

MAP 1

**538 €****MAP 1 L**

APPLIQUE / WALL LAMP

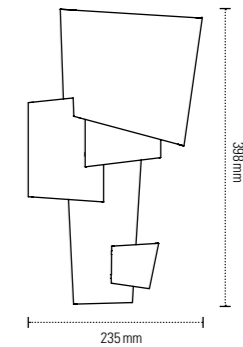
220-240V – 14W

CL I – IP20 – LED intégrée / *Integrated LED –*2700K – 1400 lm (valeur nominale / *nominal value*)Driver intégré / *Integrated driver – 55 x 55 x 22 mm –*

25-42V – 500mA

Gradable : oui, TRIAC / *Dimmable: yes, TRIAC*Interrupteur : non / *Switch: no*Matériaux : laiton verni / *Materials: varnished brass*Poids net / *Net weight: 2,2 kg*

MAP 1 L

**920 €****MAP 2**

APPLIQUE / WALL LAMP

110-240V – 10W

CL I – IP20 – LED intégrée / *Integrated LED –*

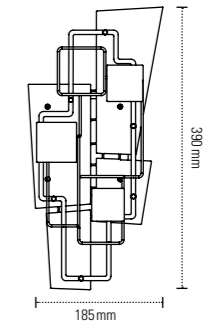
2474K – 173 lm

Driver intégré / *Integrated driver – 71 x 35 x 25 mm –*

8-12V – 750mA

Gradable : oui, TRIAC / *Dimmable: yes, TRIAC*Interrupteur : non / *Switch: no*Matériaux : laiton brossé verni et patiné, acier / *Materials: varnished brass and patinated brass, steel*Poids net / *Net weight: 1,3 kg*

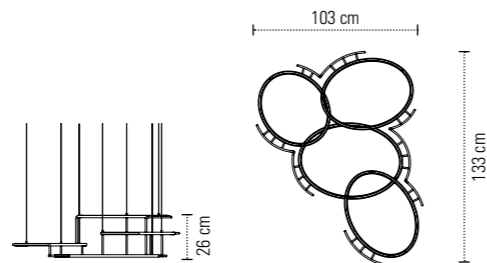
MAP 2

**501 €**

**BROCHE M**

SUSPENSION / PENDANT LAMP

220-240V – 100W  
 CL I – IP20 – LED intégrée / *Integrated LED* – 2700K – 10000 lm  
 (valeur nominale / *nominal value*)  
 Drivers externes (x2) / *External drivers (x2)* – 128 x 60 x 31.5 mm  
 – 700 mA  
 Gradable : non / *Dimmable: no*  
 Interrupteur : non / *Switch: no*  
 Câbles de suspension / *Suspension cables* : 3 m  
 Câble électrique / *Power cable* : 5 m  
 Matériaux : laiton brut / *Materials: raw brass*  
 Poids net / *Net weight* : 25 kg  
 Coût de transport spécial / *Special delivery cost*

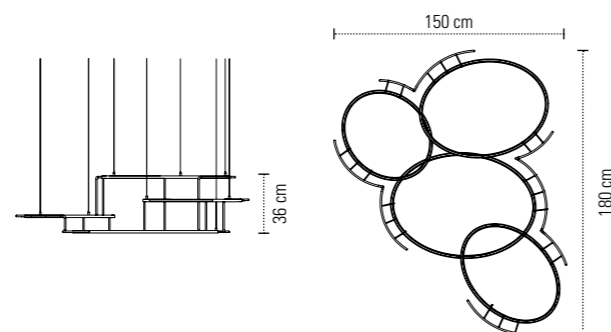


BROCHE M

**7182€****BROCHE L**

SUSPENSION / PENDANT LAMP

220-240V – 100W  
 CL I – IP20 – LED intégrée / *Integrated LED* – 2700K – 10000 lm  
 (valeur nominale / *nominal value*)  
 Driver externe / *External driver* – 128 x 60 x 31.5 mm – 700 mA  
 Gradable : non / *Dimmable: no*  
 Interrupteur : non / *Switch: no*  
 Câbles de suspension / *Suspension cables* : 3 m  
 Câble électrique / *Power cable* : 5 m  
 Matériaux : laiton brut / *Materials: raw brass*  
 Poids net / *Net weight* : 28 kg  
 Coût de transport spécial / *Special delivery cost*



BROCHE L

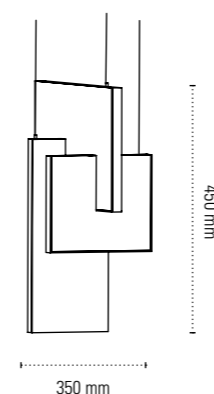
**8684€****TRON**

SUSPENSIONS / PENDANT LAMPS

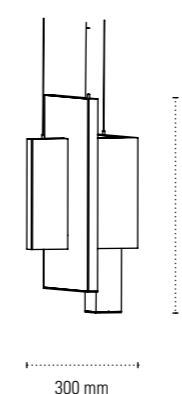
220-240V – 25W  
 CL I – IP20 – LED intégrée / *Integrated LED* – 2700K –  
 2500 lm (valeur nominale / *nominal value*)  
 Driver externe / *External driver* – 155 x 54 x 20 mm –  
 24V – 1040 mA  
 Gradable : yes, TRIAC / *Dimmable: yes, TRIAC*  
 Interrupteur : non / *Switch: no*  
 Câbles / *Cables* : 5 m  
 Matériaux : laiton verni / *Materials: varnished brass*  
 Poids nets / *Net weights* : 6,4 kg (Tron 1) – 5,9 kg  
 (Tron 2) – 5,2 kg (Tron 3) – 7,3 kg (Tron 4)



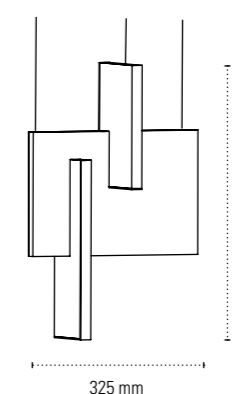
TRON 1

**1155€**

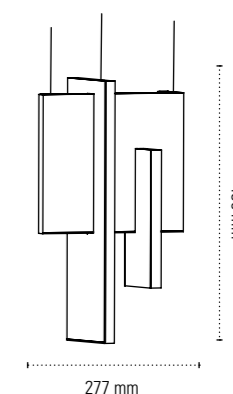
TRON 2

**1449€**

TRON 3

**1155€**

TRON 4

**1449€**

## COLLECTION ERIC DE DORMAEL **ACCESSOIRES / ACCESSORIES**



168 €

### TRAPPE 75 / TRAPDOOR 75

Trappe technique encastrée, plâtre haute dureté, permettant d'occulter les accessoires déportés ( Driver, Contrôleur DALI etc ) en conservant un accès simple et une finition élégante /

*Recessed technical trapdoor made in high density plaster, allowing to hide accessories (Driver, DALI controler, etc) while maintaining an easy access*

Trappe conseillée pour Lune et Satellite / *Recommended trapdoor for Lune and Satellite*



189 €

### TRAPPE 140 / TRAPDOOR 140

Trappe technique encastrée, plâtre haute dureté, permettant d'occulter les accessoires déportés ( Driver, Contrôleur DALI etc ) en conservant un accès simple et une finition élégante /

*Recessed technical trapdoor made in high density plaster, allowing to hide accessories (Driver, DALI controler, etc) while maintaining an easy access*

Trappe conseillée pour Lune et Satellite / *Recommended trapdoor for Lune and Satellite*

## **ACCESSOIRES POUR LAMPES SANS FIL / CORDLESS LAMPS ACCESSORIES**



21 €

### CHARGEUR / CHARGER

Chargeur individuel optionnel compatible avec toutes les lampes sans fil (Knokke, Boucle, ITS Table) / *Optionnal individual charger compatible with all cordless lamps (Knokke, Boucle, ITS Table)*

Input : 110-240V  
Output : 5 V1A  
Plug : A, C, G, IV



116 €

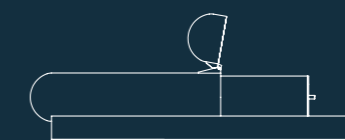
### CHARGEUR 20 PORTS USB / 20 USB PORT

Chargeur multiports optionnel compatible avec toutes les lampes sans fil (Knokke, Boucle, ITS Table) / *Optionnal multiports charger compatible with all cordless lamps (Knokke, Boucle, ITS Table)*

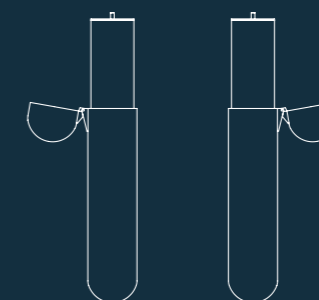
Input : 220-240V  
Output : 5 V1A

# ISP™

d'Ilia Sergeevich Potemine



ISPTABLE LAMP



ISP WALL LAMP LEFT &amp; RIGHT

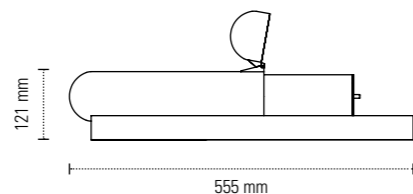


ISP WALL LAMP LEFT &amp; RIGHT

### ISP TABLE

LAMPE DE TABLE / TABLE LAMP

220-240V – 8W  
 CL II – IP20 – LED intégrée / *Integrated LED* – 2700K – 800 lm  
 (valeur nominale / *nominal value*)  
 Driver prise / *Plug driver* – 16V – 500mA  
 Gradable : oui, en couissant la source lumineuse / *Dimmable* :  
*yes, by sliding the light source*  
 Interrupteur : no / *Switch: no*  
 Câble / *Cable*: 1,5 m – Fiche / *Plug*: A, C, G  
 Matériaux : laiton poli naturel ou verni, marbre / *Materials: natu-  
 ral polished brass or varnished, marble*  
 Poids net / *Net weight* : 5,5 kg



ISP TABLE  
BR-WH-MA



ISP TABLE  
BR-BL-MA

1334 €

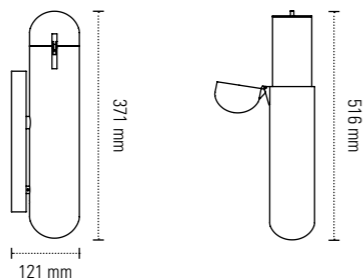
Version vernie  
Varnished version

1449 €

### ISP WALL LEFT & RIGHT

APPLIQUE / WALL LAMP

220-240V – 8W  
 CL II – IP20 – LED intégrée / *Integrated LED* – 2700K – 800 lm  
 (valeur nominale / *nominal value*)  
 Driver intégré / *Integrated driver* – 66 x 36 x 23 mm – 24V – 410mA  
 Gradable : oui, en couissant la source lumineuse / *Dimmable* :  
*yes, by sliding the light source*  
 Interrupteur : no / *Switch: no*  
 Matériaux : laiton poli naturel ou verni / *Materials: natural pol-  
 ished brass or varnished*  
 Poids net / *Net weight* : 3 kg



ISP WALL  
BR-LEFT



ISP WALL  
BR-LEFT

ISP WALL  
BR-RIGHT

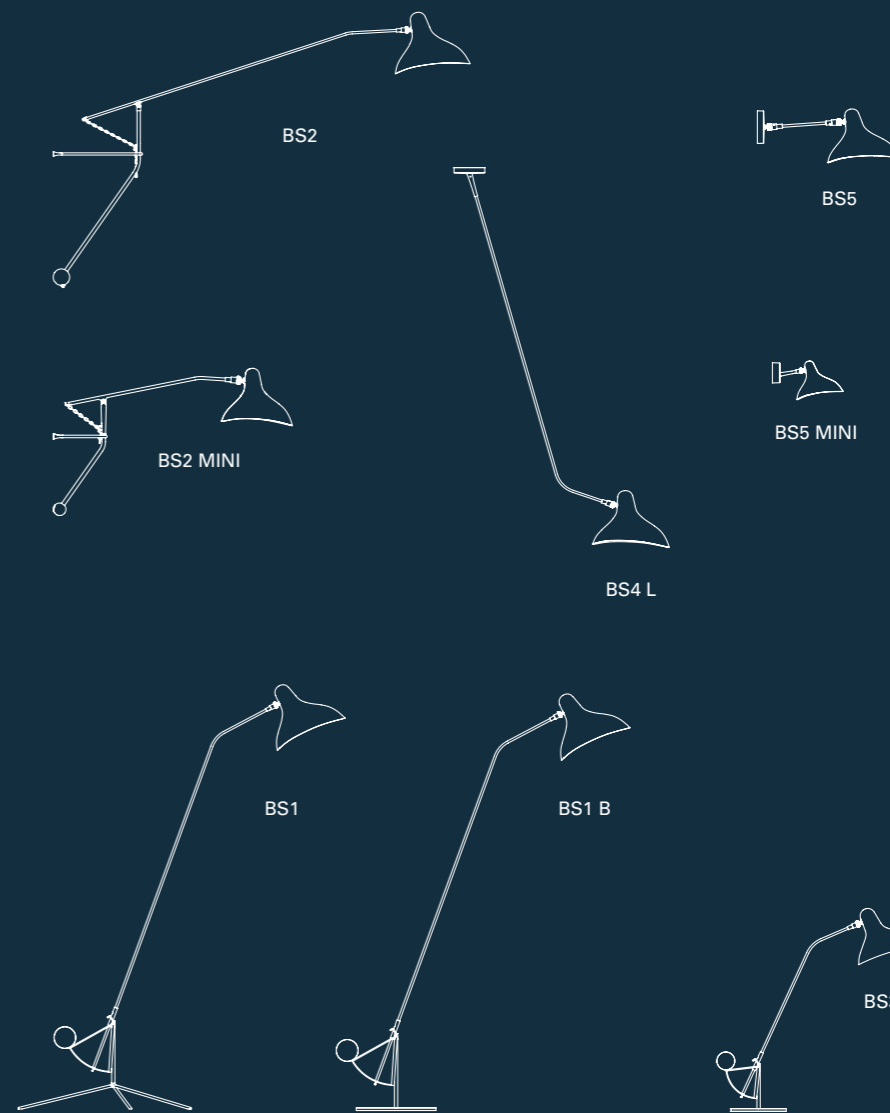
1113 €

Version vernie  
Varnished version

1228 €

# MANTIS™

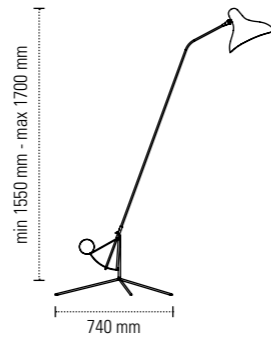
de Bernard Schottlander 1951



**MANTIS BS1**

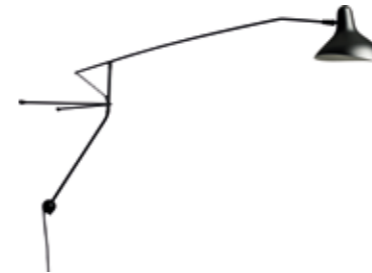
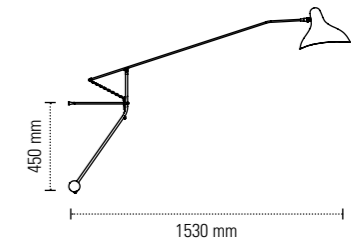
LAMPADAIRE / FLOOR LAMP

220-240V – max 15W  
 CL II – IP20 – E14 (ampoule non fournie / *bulb not supplied*)  
 Interrupteur sur le câble / *Switch on the cable*  
 Câble / *Cable* : 2,1 m – Fiche / *Plug* : C  
 Matériaux : acier, aluminium / *Materials: steel, aluminium*  
 Poids net / *Net weight* : 3,1 kg

**BS1 BL**noir satin / *black satin***900 €****MANTIS BS2**

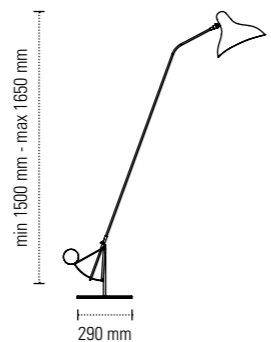
APPLIQUE / WALL LAMP

220-240V – max 15W  
 CL II – IP20 – E14 (ampoule non fournie / *bulb not supplied*)  
 Interrupteur : oui, sur la lampe / *Switch: yes, on the lamp*  
 Câble / *Cable* : 2 m – Fiche / *Plug* : C  
 Matériaux : acier, aluminium / *Materials: steel, aluminium*  
 Poids net / *Net weight* : 3,3 kg

**BS2 BL**noir satin / *black satin***788 €****MANTIS BS1 B**

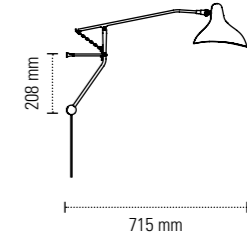
LAMPADAIRE / FLOOR LAMP

220-240V – max 15W  
 CL II – IP20 – E14 (ampoule non fournie / *bulb not supplied*)  
 Interrupteur : oui, sur le câble / *Switch: yes, on the cable*  
 Câble / *Cable* : 2,1 m – Fiche / *Plug* : C  
 Matériaux : acier, aluminium / *Materials: steel, aluminium*  
 Poids net / *Net weight* : 3,3 kg

**BS1 B BL**noir satin / *black satin***900 €****MANTIS BS2 MINI**

APPLIQUE / WALL LAMP

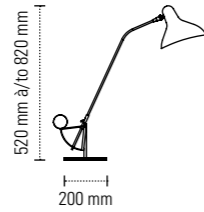
110-240V – 3,5W  
 CL III – IP20 – LED intégrée / *Integrated LED* – 2666K – 318 lm  
 Driver plug détachable / *Detachable plug driver* – 12V – 350mA  
 Gradable : non / *Dimmable : no*  
 Interrupteur : oui, sur le câble / *Switch: yes, on the cable*  
 Câble / *Cable* : 2,3 m – Fiche / *Plug* : A, C, G, I  
 Matériaux : acier, aluminium / *Materials: steel, aluminium*  
 Poids net / *Net weight* : 1,1 kg

**BS2 MINI BL**noir satin / *black satin***441 €**

**MANTIS BS3**

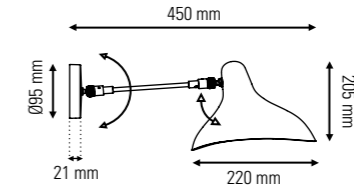
LAMPE DE TABLE / TABLE LAMP

220-240V – max 15W  
 CL II – IP20 – E14 (ampoule non fournie / *bulb not supplied*)  
 Interrupteur : oui, sur la lampe / *Switch: yes, on the lamp*  
 Câble / *Cable* : 2 m – Fiche / *Plug* : C  
 Matériaux : acier, aluminium / *Materials: steel, aluminium*  
 Poids net / *Net weight* : 4 kg

**473 €****BS3 BL**noir satin / *black satin***MANTIS BS5**

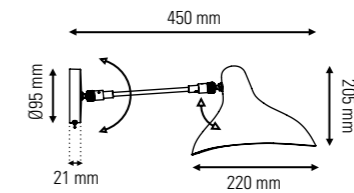
APPLIQUE / WALL LAMP

220-240V – max 11W  
 CL I – IP20 – E14 (ampoule non fournie / *bulb not supplied*)  
 Interrupteur : non / *Switch: no*  
 Matériaux : acier, aluminium / *Materials: steel, aluminium*  
 Poids net / *Net weight* : 1 kg

**BS5 BL**noir satin / *black satin***336 €****MANTIS BS5 SW**

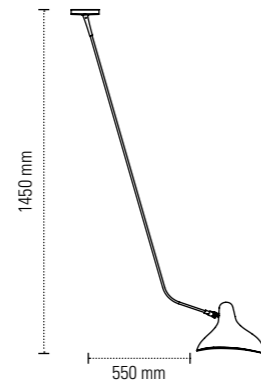
APPLIQUE / WALL LAMP

220-240V – max 11W  
 CL I – IP20 – E14 (ampoule non fournie / *bulb not supplied*)  
 Interrupteur : oui, sur la lampe / *Switch: yes, on the lamp*  
 Matériaux : acier, aluminium / *Materials: steel, aluminium*  
 Poids net / *Net weight* : 1 kg

**BS5 SW BL**noir satin / *black satin***336 €****MANTIS BS4 L\***

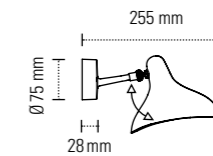
PLAFONNIER / CEILING LAMP

220-240V – max 15W  
 CL I – IP20 – E14 (ampoule non fournie / *bulb not supplied*)  
 Interrupteur : non / *Switch: no*  
 Matériaux : acier, aluminium / *Materials: steel, aluminium*  
 Poids net / *Net weight* : 3,1 kg

**BS4 L GR-BL\***gris-vert / *grey-green*  
noir satin / *black satin***452 €****MANTIS BS5 MINI**

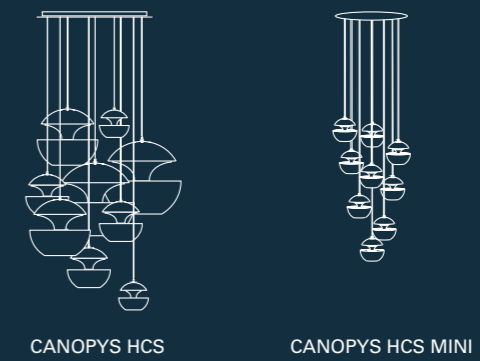
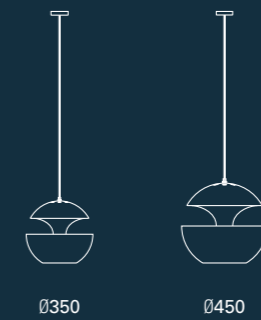
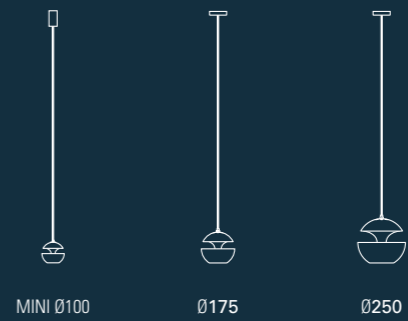
APPLIQUE / WALL LAMP

110-240V – 3W  
 CL I – IP20 – LED intégrée / *Integrated LED* –  
 2666K – 318 lm  
 Driver intégré / *Integrated driver* – 52 x 30 x 23 mm – 3-12V – 350mA  
 Gradable : non / *Dimmable: no*  
 Interrupteur : non / *Switch: no*  
 Matériaux : acier, aluminium / *Materials: steel, aluminium*  
 Poids net / *Net weight* : 0,7 kg

**BS5 MINI BL**noir satin / *black satin***326 €**\* Jusqu'à épuisement des stocks / *While stocks last*

# HERE COMES THE SUN

de Bertrand Balas


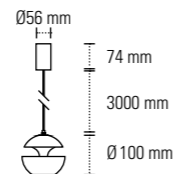




### HERE COMESTHE SUN MINI

SUSPENSION / PENDANT LAMP

110-240V – max 3W  
 CL II – IP20 – G4 (ampoule fournie / *bulb supplied*)  
 Driver intégré / *Integrated driver* – 52 x 43,5 x 21 mm – 12V – 500 mA  
 Interrupteur : non / *Switch: no*  
 Câble / *Cable* : 3 m  
 Matériaux : aluminium / *Materials: aluminium*  
 Poids net / *Net weight* : 0,5 kg

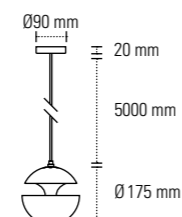


126 €

### HERE COMESTHE SUN 175

SUSPENSION / PENDANT LAMP

220-240V – max 25W  
 CL II – IP20 – G9 (ampoule non fournie / *bulb not supplied*)  
 Interrupteur : non / *Switch: no*  
 Câble / *Cable* : 5 m  
 Matériaux : aluminium / *Materials: aluminium*  
 Poids net / *Net weight* : 1 kg

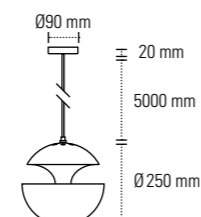


210 €

### HERE COMESTHE SUN 250

SUSPENSION / PENDANT LAMP

220-240V – max 11W  
 CL II – IP20 – E14 (ampoule non fournie / *bulb not supplied*)  
 Interrupteur : non / *Switch: no*  
 Câble / *Cable* : 5 m  
 Matériaux : aluminium / *Materials: aluminium*  
 Poids net / *Net weight* : 2 kg

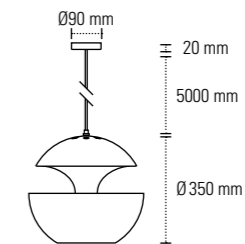


305 €

### HERE COMESTHE SUN 350

SUSPENSION / PENDANT LAMP

220-240V – max 23W  
 CL II – IP20 – E27 (ampoule non fournie / *bulb not supplied*)  
 Interrupteur : non / *Switch: no*  
 Câble / *Cable* : 5 m  
 Matériaux : aluminium / *Materials: aluminium*  
 Poids net / *Net weight* : 3,5 kg

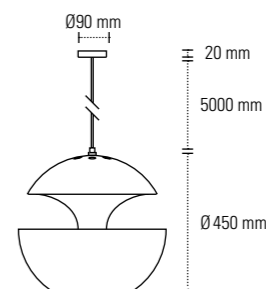


525 €

### HERE COMESTHE SUN 450

SUSPENSION / PENDANT LAMP

220-240V – max 23W  
 CL II – IP20 – E27 (ampoule non fournie / *bulb not supplied*)  
 Interrupteur : non / *Switch: no*  
 Câble / *Cable* : 5 m  
 Matériaux : aluminium / *Materials: aluminium*  
 Poids net / *Net weight* : 5 kg



756 €

\* Jusqu'à épuisement des stocks / *While stocks last*

HERE COMES THE SUN **ACCESSOIRES / ACCESSORIES**

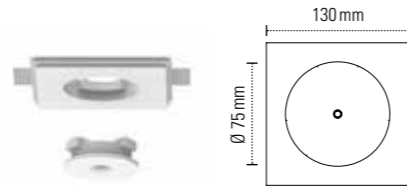
**CANOPY INDIVIDUEL OPTIONNEL / OPTIONNAL CANOPY**



42€

**HCS CEILING CUP BLACK\*\***

Canopy individuel finition noire / *Optionnal black canopy*  
(Ø90 mm x 20 mm)



168€

**HCS & HCS MINI TRAPPE 75**

Trappe technique encastrée, plâtre haute dureté, permettant d'occulter les accessoires déportés ( Driver, Contrôleur DALI etc ) en conservant un accès simple et une finition élégante / *Recessed technical trapdoor made in high density plaster, allowing to hide accessories (Driver, DALI controller, etc) while maintaining an easy access and a elegant finish*  
Trappe conseillée pour Lune et Satellite / *Recommended trapdoor for Lune and Satellite*

**CANOPY POUR HCS CLASSIQUES / CLUSTERS SUSPENSION KITS FOR CLASSIC HCS**

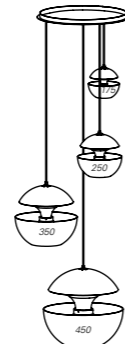


**HCS ROUND CANOPY 4\*\***

Pour suspension de 4 lampes / *4 lamps suspension kit*

Exemple de composition possible ou recommandée:

*Example of possible or recommended composition:*



242€\*

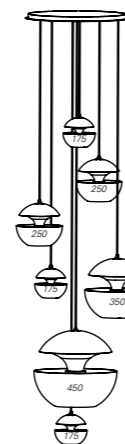


**HCS ROUND CANOPY 7\*\***

Pour suspension de 7 lampes / *7 lamps suspension kit*

Exemple de composition possible ou recommandée:

*Example of possible or recommended composition:*



347€\*

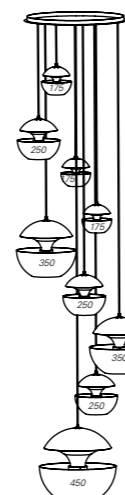


**HCS ROUND CANOPY 9\*\***

Pour suspension de 9 lampes / *9 lamps suspension kit*

Exemple de composition possible ou recommandée:

*Example of possible or recommended composition:*





431€\*

\* Tarif de l'accessoire seul / *Price of single accessory*

\*\* Accessoire non adapté pour les HCS Mini / *Accessory not adapted for the HCS Mini*

HERE COMES THE SUN **MINI ACCESSOIRES / ACCESSORIES**

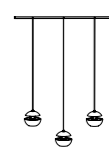

**KITS DE SUSPENSIONS EN GRAPPE POUR HCS MINI\* / CLUSTERS SUSPENSION CANOPIES FOR HCS MINI\***



63€\*\*  
or FREE

**HCS MINI LINE CANOPY 2\***

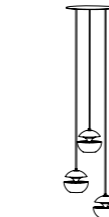

Pour suspension de 2 lampes HCS Mini / *2 HCS Mini lamps suspension kit*



63€\*\*  
or FREE

**HCS MINI LINE CANOPY 3\***

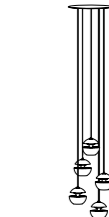

Pour suspension de 3 lampes HCS Mini / *3 HCS Mini lamps suspension kit*



63€\*\*  
or FREE

**HCS MINI ROUND CANOPY 3\***



Pour suspension de 3 lampes HCS Mini / *3 HCS Mini lamps suspension kit*



105€\*\*  
or FREE

**HCS MINI ROUND CANOPY 5\***

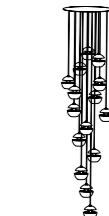

Pour suspension de 5 lampes HCS Mini / *5 HCS Mini lamps suspension kit*



147€\*\*  
or FREE

**HCS MINI ROUND CANOPY 9\***


Pour suspension de 9 lampes HCS Mini / *9 HCS Mini lamps suspension kit*



179€\*\*  
or FREE

**HCS MINI ROUND CANOPY 15\***

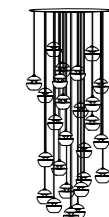

Pour suspension de 15 lampes HCS Mini / *15 HCS Mini lamps suspension kit*



252€\*\*  
or FREE

**HCS MINI ROUND CANOPY 21\***

Pour suspension de 21 lampes HCS Mini / *21 HCS Mini lamps suspension kit*



326€\*\*  
or FREE

**HCS MINI ROUND CANOPY 26\***

Pour suspension de 26 lampes HCS Mini / *26 HCS Mini lamps suspension kit*



452€\*\*  
or FREE

**HCS MINI ROUND CANOPY 36\***

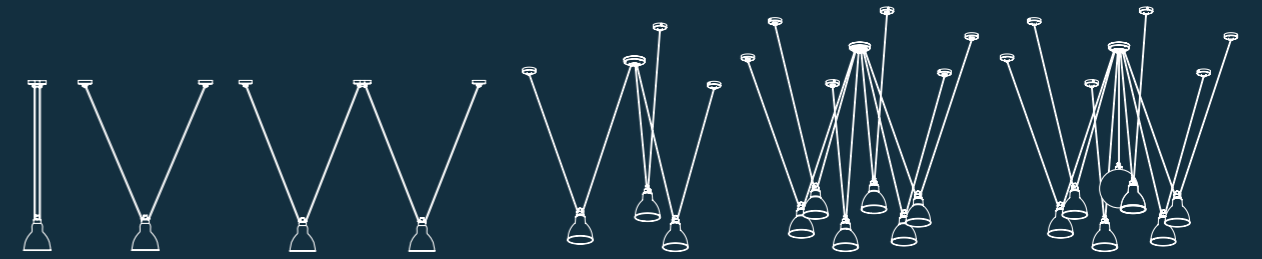
Pour suspension de 36 lampes HCS Mini / *36 HCS Mini lamps suspension kit*

**FREE** CANOPY OFFERT SI ACHETÉ EN MÊME TEMPS QUE LA GRAPPE  
*CANOPY IS FOR FREE FOR THE PURCHASE OF CORRESPONDING CLUSTER*

\* Drivers précâblés inclus dans le canopy / *Accessory delivered with complete electric equipment (drivers)*

\*\* Tarif de l'accessoire seul (lampes vendues séparément) / *Price of single accessory (lamps sold separately)*

# LES ACROBATES DE GRAS™



N° 322

N° 323

N° 324

N° 325

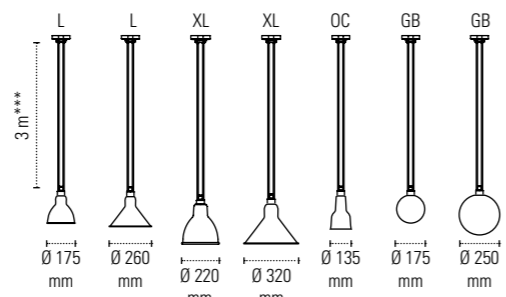
N° 326

N° 327

## LES ACROBATES DE GRAS N° 322

SUSPENSION / PENDANT LAMP

220-240V – max 23W  
CL I – IP20 – E27 (ampoule non fournie / bulb not supplied)  
Interrupteur : non / Switch: no  
Câbles / Cables : 3 m ou / or 5m sur demande / on demand  
Matériaux : aluminium, acier / Materials: aluminium, steel  
Poids net / Net weight : 1 kg



**!**  
IMAGINEZ VOTRE  
PROPRE COMPOSITION SUR  
ACROBATESBUILDER.FR  
CREATE YOUR OWN  
COMPOSITION ON  
ACROBATESBUILDER.FR

### CORPS SEUL / BODY

Ajoutez au corps de la lampe ci-dessous un abat-jour compatible ci-contre / Add to the structure any of the compatible shades of your choice



N° 322

200€\*

### ABAT-JOURS COMPATIBLES / COMPATIBLE SHADES

				53€**
SHA L ROUND Black	SHA L ROUND Red	SHA L ROUND Yellow	SHA L ROUND Blue	
SHA L ROUND Black & Copper inside	SHA L ROUND Copper	SHA L ROUND Copper & White inside	SHA L ROUND Raw copper	
				63€**
SHA L CONIC Black	SHA L CONIC Red	SHA L CONIC Yellow	SHA L CONIC Blue	
				168€**
SHA L CONIC Black & Copper inside	SHA L CONIC Copper	SHA L CONIC Copper & White inside	SHA L CONIC Raw copper	
				105€**
SHA XL IN ROUND Black	SHA XL IN ROUND Red	SHA XL IN ROUND Yellow	SHA XL IN ROUND Blue	
				158€**
SHA XL IN ROUND Raw copper	SHA XL IN ROUND Raw copper & White inside			
				116€**
SHA XL IN CONIC Black	SHA XL IN CONIC Red	SHA XL IN CONIC Yellow		
				231€**
SHA XL IN CONIC Raw copper	SHA XL IN CONIC Raw copper & White inside			

	53€**
GLASS BALL Ø175 mm	
	63€**
GLASS BALL Ø250 mm	

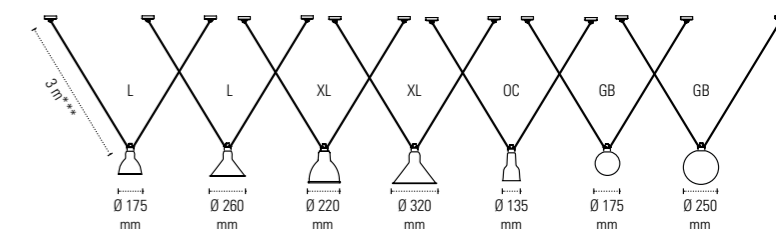
	63€**
SHA OC**** Chrome	

\* Prix du corps sans abat-jour / Price without the shades  
\*\* Prix unitaire de l'abat-jour / Shade's unit price  
\*\*\* Câbles de 5 m disponibles sur demande / 5 m wires available on demand  
\*\*\*\* Jusqu'à épuisement des stocks / Until stocks last

## LES ACROBATES DE GRAS N° 323

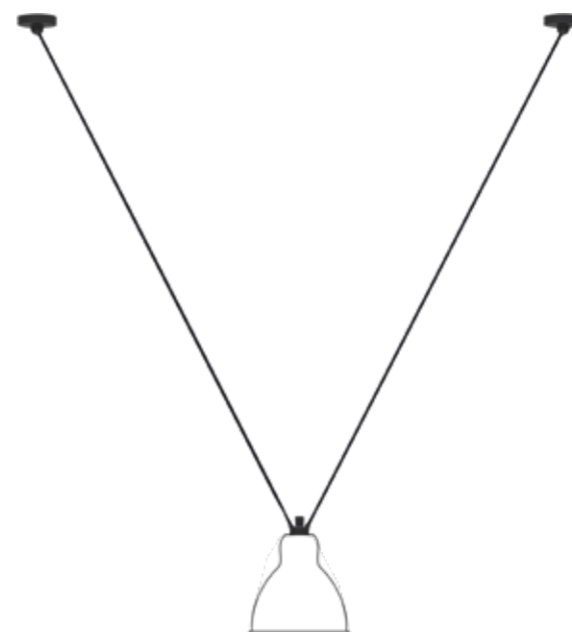
SUSPENSION / PENDANT LAMP

220-240V – max 23W  
CL I – IP20 – E27 (ampoule non fournie / bulb not supplied)  
Interrupteur : non / Switch: no  
Câbles / Cables : 3 m ou / or 5m sur demande / on demand  
Matériaux : aluminium, acier / Materials: aluminium, steel  
Poids net / Net weight : 1,1 kg



### CORPS SEUL / BODY

Ajoutez au corps de la lampe ci-dessous un abat-jour compatible ci-contre / Add to the structure any of the compatible shades of your choice



N° 323

221€\*

### ABAT-JOURS COMPATIBLES / COMPATIBLE SHADES

				53€**
SHA L ROUND Black	SHA L ROUND Red	SHA L ROUND Yellow	SHA L ROUND Blue	
SHA L ROUND Black & Copper inside	SHA L ROUND Copper	SHA L ROUND Copper & White inside	SHA L ROUND Raw copper	
				63€**
SHA L CONIC Black	SHA L CONIC Red	SHA L CONIC Yellow	SHA L CONIC Blue	
				168€**
SHA L CONIC Black & Copper inside	SHA L CONIC Copper	SHA L CONIC Copper & White inside	SHA L CONIC Raw copper	
				105€**
SHA XL IN ROUND Black	SHA XL IN ROUND Red	SHA XL IN ROUND Yellow	SHA XL IN ROUND Blue	
				158€**
SHA XL IN ROUND Raw copper	SHA XL IN ROUND Raw copper & White inside			
				116€**
SHA XL IN CONIC Black	SHA XL IN CONIC Red	SHA XL IN CONIC Yellow		
				231€**
SHA XL IN CONIC Raw copper	SHA XL IN CONIC Raw copper & White inside			

	53€**
GLASS BALL Ø175 mm	
	63€**
GLASS BALL Ø250 mm	

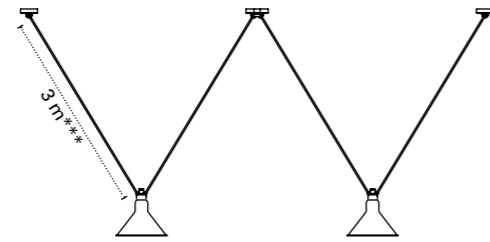
	63€**
SHA OC**** Chrome	

\* Prix du corps sans abat-jour / Price without the shades  
\*\* Prix unitaire de l'abat-jour / Shade's unit price  
\*\*\* Câbles de 5 m disponibles sur demande / 5 m wires available on demand  
\*\*\*\* Jusqu'à épuisement des stocks / Until stocks last

## LES ACROBATES DE GRAS N° 324

SUSPENSION / PENDANT LAMP

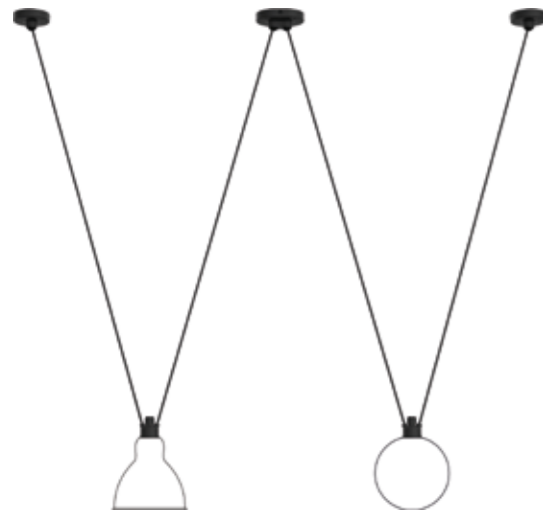
220-240V – (2x) max 23W  
CL I – IP20 – (2x) E27 (ampoules non fournies / bulbs not supplied)  
Interrupteur : non / Switch: no  
Câbles / Cables : 3 m ou / or 5m sur demande / on demand  
Matériaux : aluminium, acier / Materials: aluminium, steel  
Poids net / Net weight : 2 kg



**!**  
IMAGINEZ VOTRE  
PROPRE COMPOSITION SUR  
ACROBATESBUILDER.FR  
CREATE YOUR OWN  
COMPOSITION ON  
ACROBATESBUILDER.FR

### CORPS SEUL / BODY

Ajoutez au corps de la lampe ci-dessous un abat-jour compatible ci-contre / Add to the structure any of the compatible shades of your choice



N° 324

378€\*

### ABAT-JOURS COMPATIBLES / COMPATIBLE SHADES

				53€**	
SHA L ROUND Black	SHA L ROUND Red	SHA L ROUND Yellow	SHA L ROUND Blue		
					105€**
SHA L ROUND Black & Copper inside	SHA L ROUND Copper	SHA L ROUND Copper & White inside	SHA L ROUND Raw copper		
				63€**	
SHA L CONIC Black	SHA L CONIC Red	SHA L CONIC Yellow	SHA L CONIC Blue		
				168€**	
SHA L CONIC Black & Copper inside	SHA L CONIC Copper	SHA L CONIC Copper & White inside	SHA L CONIC Raw copper		
SHA L CONIC Raw copper & White inside	SHA L CONIC Brass	SHA L CONIC White & Copper inside			

	53€**
GLASS BALL Ø175 mm	
	63€**
GLASS BALL Ø250 mm	

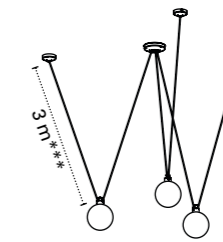
	63€**
SHA OC**** Chrome	
	116€**
SHA XL IN CONIC Black	
	231€**
SHA XL IN CONIC Yellow	
SHA XL IN CONIC Raw copper	
SHA XL IN CONIC Raw copper & White inside	

\* Prix du corps sans abat-jour / Price without the shades  
\*\* Prix unitaire de l'abat-jour / Shade's unit price  
\*\*\* Câbles de 5 m disponibles sur demande / 5 m wires available on demand  
\*\*\*\* Jusqu'à épuisement des stocks / Until stocks last

## LES ACROBATES DE GRAS N° 325

SUSPENSION / PENDANT LAMP

220-240V – (3x) max 23W  
CL I – IP20 – (3x) E27 (ampoules non fournies / bulbs not supplied)  
Interrupteur : non / Switch: no  
Câbles / Cables : 3 m ou / or 5m sur demande / on demand  
Matériaux : aluminium, acier / Materials: aluminium, steel  
Poids net / Net weight : 3,2 kg



**!**  
IMAGINEZ VOTRE  
PROPRE COMPOSITION SUR  
ACROBATESBUILDER.FR  
CREATE YOUR OWN  
COMPOSITION ON  
ACROBATESBUILDER.FR

### CORPS SEUL / BODY

Ajoutez au corps de la lampe ci-dessous un abat-jour compatible ci-contre / Add to the structure any of the compatible shades of your choice



N° 325

641€\*

### ABAT-JOURS COMPATIBLES / COMPATIBLE SHADES

				53€**	
SHA L ROUND Black	SHA L ROUND Red	SHA L ROUND Yellow	SHA L ROUND Blue		
					105€**
SHA L ROUND Black & Copper inside	SHA L ROUND Copper	SHA L ROUND Copper & White inside	SHA L ROUND Raw copper		
SHA L ROUND Raw copper & White inside	SHA L ROUND Brass	SHA L ROUND White & Copper inside			
				63€**	
SHA L CONIC Black	SHA L CONIC Red	SHA L CONIC Yellow	SHA L CONIC Blue		
				168€**	
SHA L CONIC Black & Copper inside	SHA L CONIC Copper	SHA L CONIC Copper & White inside	SHA L CONIC Raw copper		
SHA L CONIC Raw copper & White inside	SHA L CONIC Brass	SHA L CONIC White & Copper inside			

	53€**
GLASS BALL Ø175 mm	
	63€**
GLASS BALL Ø250 mm	

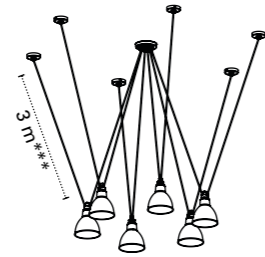
	63€**
SHA OC**** Chrome	
	116€**
SHA XL IN CONIC Black	
	231€**
SHA XL IN CONIC Yellow	
SHA XL IN CONIC Raw copper	
SHA XL IN CONIC Raw copper & White inside	

\* Prix du corps sans abat-jour / Price without the shades  
\*\* Prix unitaire de l'abat-jour / Shade's unit price  
\*\*\* Câbles de 5 m disponibles sur demande / 5 m wires available on demand  
\*\*\*\* Jusqu'à épuisement des stocks / Until stocks last

## LES ACROBATES DE GRAS N° 326

SUSPENSION / PENDANT LAMP

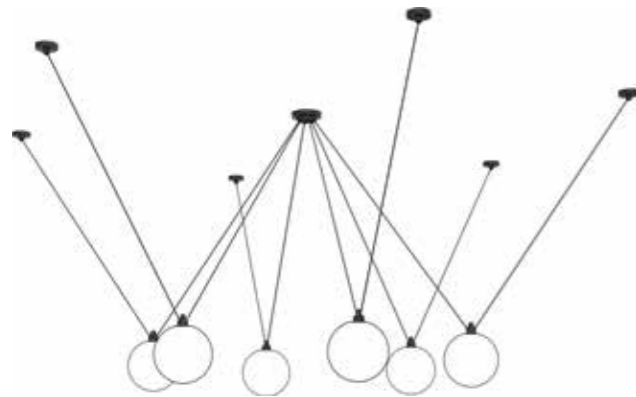
220-240V – (6x) max 23W  
 CL I – IP20 – (6x) E27 (ampoules non fournies / bulbs not supplied)  
 Interrupteur : non / Switch: no  
 Câbles / Cables : 3 m ou / or 5m sur demande / on demand  
 Matériaux : aluminium, acier / Materials: aluminium, steel  
 Poids net / Net weight : 5 kg



**!**  
 IMAGINEZ VOTRE  
 PROPRE COMPOSITION SUR  
**ACROBATESBUILDER.FR**  
 CREATE YOUR OWN  
 COMPOSITION ON  
**ACROBATESBUILDER.FR**

### CORPS SEUL / BODY

Ajoutez au corps de la lampe ci-dessous un abat-jour compatible ci-contre / Add to the structure any of the compatible shades of your choice



**N° 326**

**1113€\***

### ABAT-JOURS COMPATIBLES / COMPATIBLE SHADES

				<b>53€**</b>	
SHA L ROUND Black	SHA L ROUND Red	SHA L ROUND Yellow	SHA L ROUND Blue		
					<b>105€**</b>
SHA L ROUND Black & Copper inside	SHA L ROUND Copper	SHA L ROUND Copper & White inside	SHA L ROUND Raw copper		
				<b>63€**</b>	
SHA L CONIC Black	SHA L CONIC Red	SHA L CONIC Yellow	SHA L CONIC Blue		
				<b>168€**</b>	
SHA L CONIC Black & Copper inside	SHA L CONIC Copper	SHA L CONIC Copper & White inside	SHA L CONIC Raw copper		
SHA L CONIC Raw copper	SHA L CONIC & White inside	SHA L CONIC Brass	SHA L CONIC White & Copper inside		

	<b>53€**</b>
GLASS BALL Ø175 mm	

	<b>63€**</b>
GLASS BALL Ø250 mm	

	<b>63€**</b>
SHA OC**** Chrome	

				<b>105€**</b>
SHA XL IN ROUND Black	SHA XL IN ROUND Red	SHA XL IN ROUND Yellow	SHA XL IN ROUND Blue	

		<b>158€**</b>
SHA XL IN ROUND Raw copper	SHA XL IN ROUND Raw copper & White inside	

			<b>116€**</b>
SHA XL IN CONIC Black	SHA XL IN CONIC Red	SHA XL IN CONIC Yellow	

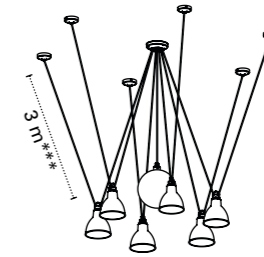
		<b>231€**</b>
SHA XL IN CONIC Raw copper	SHA XL IN CONIC Raw copper & White inside	

\* Prix du corps sans abat-jour / Price without the shades  
 \*\* Prix unitaire de l'abat-jour / Shade's unit price  
 \*\*\* Câbles de 5 m disponibles sur demande / 5 m wires available on demand  
 \*\*\*\* Jusqu'à épuisement des stocks / Until stocks last

## LES ACROBATES DE GRAS N° 327

SUSPENSION / PENDANT LAMP

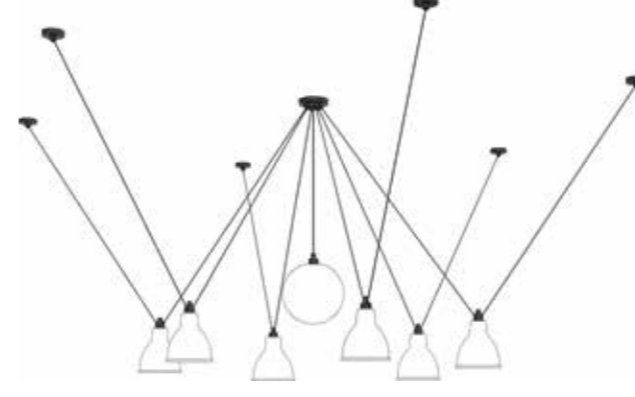
220-240V – (7x) max 23W  
 CL I – IP20 – (7x) E27 (ampoules non fournies / bulbs not supplied)  
 Interrupteur : non / Switch: no  
 Câbles / Cables : 3 m ou / or 5m sur demande / on demand  
 Matériaux : aluminium, acier / Materials: aluminium, steel  
 Poids net / Net weight : 5,2 kg



**!**  
 IMAGINEZ VOTRE  
 PROPRE COMPOSITION SUR  
**ACROBATESBUILDER.FR**  
 CREATE YOUR OWN  
 COMPOSITION ON  
**ACROBATESBUILDER.FR**

### CORPS SEUL / BODY

Ajoutez au corps de la lampe ci-dessous un abat-jour compatible ci-contre / Add to the structure any of the compatible shades of your choice



**N° 327**

**1229€\***

### ABAT-JOURS COMPATIBLES / COMPATIBLE SHADES

				<b>53€**</b>	
SHA L ROUND Black	SHA L ROUND Red	SHA L ROUND Yellow	SHA L ROUND Blue		
					<b>105€**</b>
SHA L ROUND Black & Copper inside	SHA L ROUND Copper	SHA L ROUND Copper & White inside	SHA L ROUND Raw copper		
				<b>63€**</b>	
SHA L CONIC Black	SHA L CONIC Red	SHA L CONIC Yellow	SHA L CONIC Blue		
				<b>168€**</b>	
SHA L CONIC Black & Copper inside	SHA L CONIC Copper	SHA L CONIC Copper & White inside	SHA L CONIC Raw copper		
SHA L CONIC Raw copper	SHA L CONIC & White inside	SHA L CONIC Brass	SHA L CONIC White & Copper inside		

	<b>53€**</b>
GLASS BALL Ø175 mm	

	<b>63€**</b>
GLASS BALL Ø250 mm	

	<b>63€**</b>
SHA OC**** Chrome	

				<b>105€**</b>
SHA XL IN ROUND Black	SHA XL IN ROUND Red	SHA XL IN ROUND Yellow	SHA XL IN ROUND Blue	

		<b>158€**</b>
SHA XL IN ROUND Raw copper	SHA XL IN ROUND Raw copper & White inside	

			<b>116€**</b>
SHA XL IN CONIC Black	SHA XL IN CONIC Red	SHA XL IN CONIC Yellow	

		<b>231€**</b>
SHA XL IN CONIC Raw copper	SHA XL IN CONIC Raw copper & White inside	

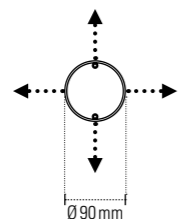
\* Prix du corps sans abat-jour / Price without the shades  
 \*\* Prix unitaire de l'abat-jour / Shade's unit price  
 \*\*\* Câbles de 5 m disponibles sur demande / 5 m wires available on demand  
 \*\*\*\* Jusqu'à épuisement des stocks / Until stocks last

LES ACROBATES DE GRAS **ACCESSOIRES / ACCESSORIES**



**PART AC1\*\***

Fonte acier + bornier de raccordement  
Cast iron + connecting terminal

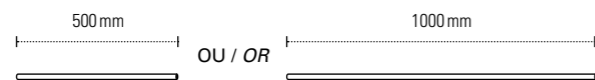


4 pontages possibles  
4 connections possible

**32 €**



**PART AC2\*\*** (500 mm ou/or 1000 mm)  
Tube en acier inoxydable + cable électrique  
Stainless steel tube + electric wire



500 mm

**11 €**

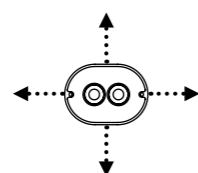
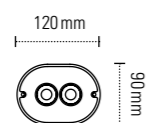
1000 mm

**21 €**



**PART AC3**

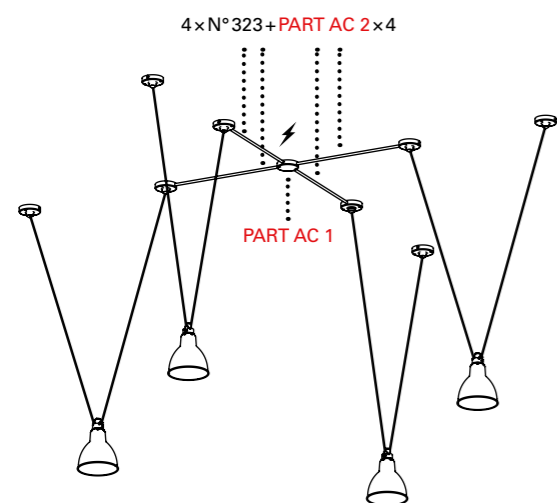
Accessoire de pontage - Fonte d'acier  
Connection accessory - Cast iron



4 pontages possibles  
4 possible connections

**74 €**

\*\* Exemple d'utilisation des accessoires PART AC1 et PART AC2 / Example of use of PART AC1 and PART AC2 accessories :



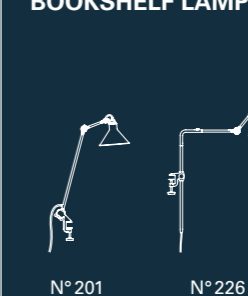
# LA LAMPE GRAS

de Bernard-Albin Gras

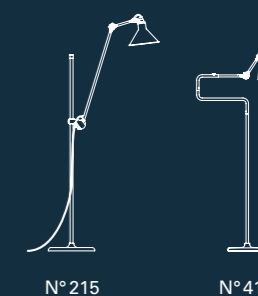
**TABLE LAMPS**



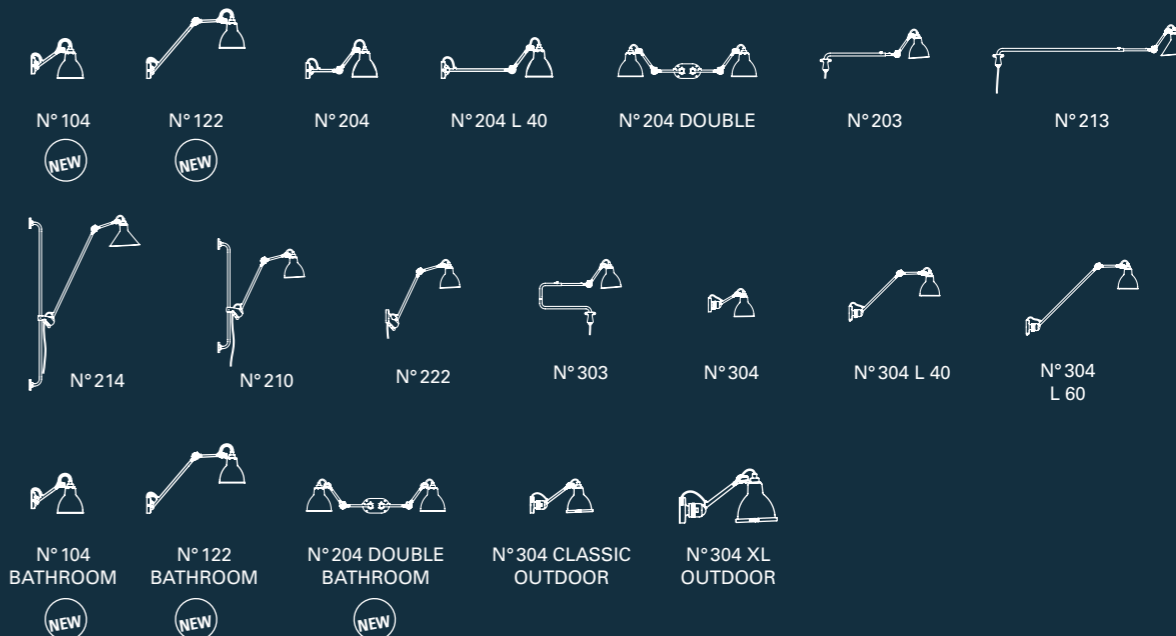
**ARCHITECT & BOOKSHELF LAMPS**



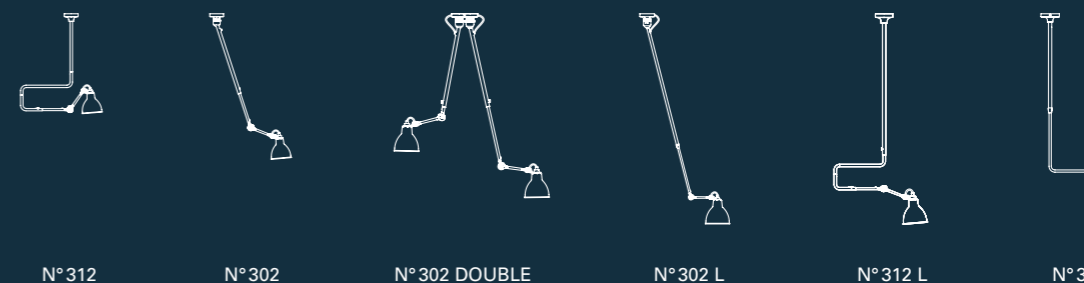
**FLOOR LAMPS**



**WALL LAMPS**



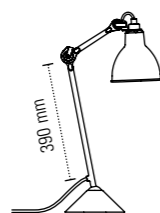
**CEILING LAMPS**



### LAMPE GRAS N°205

LAMPE DE TABLE / TABLE LAMP

220-240V – max 15W  
 CL II – IP20 – E14 (ampoule non fournie / bulb not supplied)  
 Interrupteur : oui, sur le câble, bascule on/off /  
 Switch: yes, on the cable, rocker switch on/off  
 Câble / Cable: 2 m – Fiche / Plug: C  
 Matériaux : acier / Materials: steel  
 Poids net / Net weight : 3,7 kg



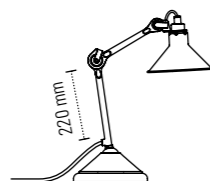
378 € | 389 €

410 € | 420 €

### LAMPE GRAS N°207

LAMPE DE TABLE / TABLE LAMP

220-240V – max 25W  
 CL II – IP20 – G9 (ampoule non fournie / bulb not supplied)  
 Interrupteur : oui, sur le câble, bascule on/off /  
 Switch: yes, on the cable, rocker switch on/off  
 Câble / Cable: 2,14 m – Fiche / Plug: C  
 Matériaux : acier / Materials: steel  
 Poids net / Net weight : 3,7 kg



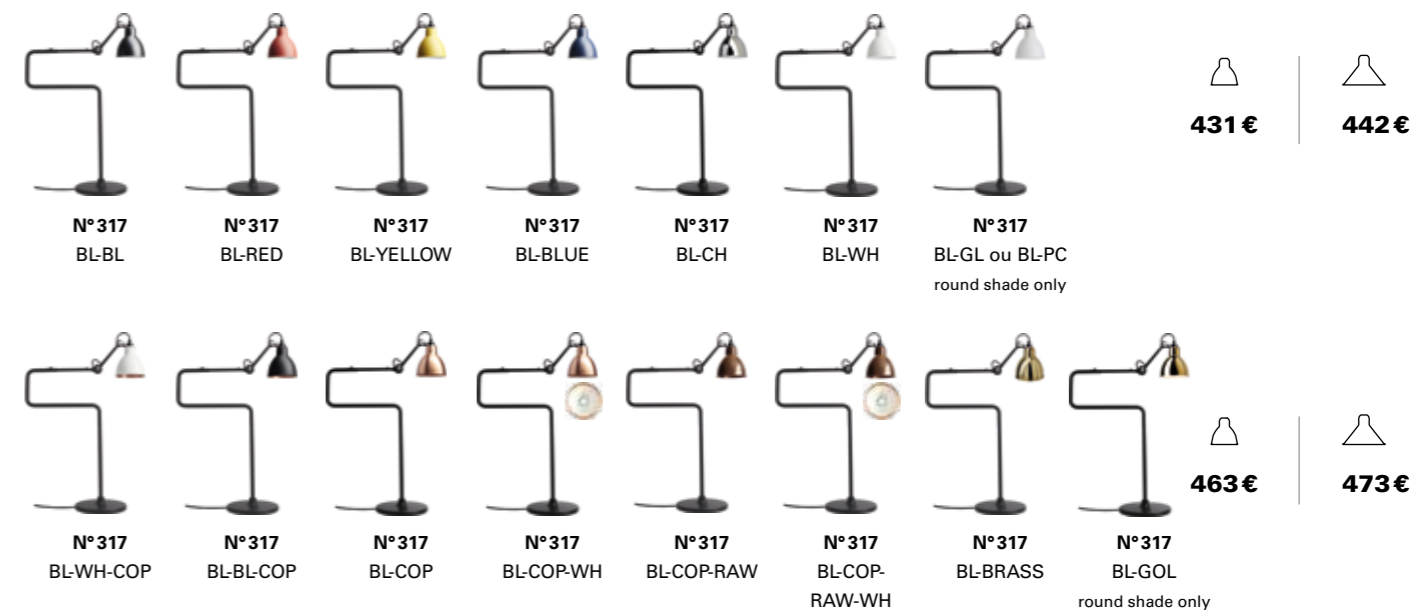
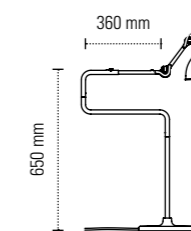
379 €

379 €

### LAMPE GRAS N°317

LAMPE DE TABLE / TABLE LAMP

220-240V – max 15W  
 CL I – IP20 – E14 (ampoule non fournie / bulb not supplied)  
 Interrupteur : oui, interrupteur levier sur la lampe /  
 Switch: yes, lever switch on the lamp  
 Câble / Cable: 2 m – Fiche / Plug: F Schuko  
 Matériaux : acier / Materials: steel  
 Poids net / Net weight : 7,2 kg



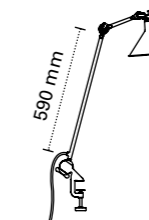
431 € | 442 €

463 € | 473 €

### LAMPE GRAS N°201

LAMPE D'ARCHITECTE / ARCHITECT LAMP

220-240V – max 15W  
 CL II – IP20 – E14 (ampoule non fournie / bulb not supplied)  
 Interrupteur : oui, sur le câble, bascule on/off /  
 Switch: yes, on the cable, rocker switch on/off  
 Câble / Cable: 2,14 m – Fiche / Plug: C  
 Matériaux : acier / Materials: steel  
 Poids net / Net weight : 1,9 kg



379 € | 368 €

410 € | 400 €

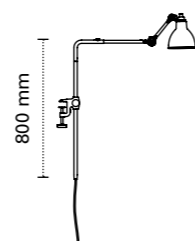
\* Jusqu'à épuisement des stocks / While stocks last



### LAMPE GRAS N°226

LAMPE D'ÉTAGÈRE / BOOKSHELF LAMP

220-240V – max 15W  
 CL II – IP20 – E14 (ampoule non fournie / bulb not supplied)  
 Interrupteur : oui, sur le câble, bascule on/off / Switch: yes, on the cable, rocker switch on/off  
 Câble / Cable: 2,14 m – Fiche / Plug: C  
 Matériaux : acier / Materials: steel  
 Poids net / Net weight : 4,2 kg



368 € | 379 €

N°226 BL-BL N°226 BL-RED N°226 BL-YELLOW N°226 BL-BLUE N°226 BL-CH N°226 BL-WH N°226 BL-GL ou BL-PC  
 round shade only



400 € | 410 €

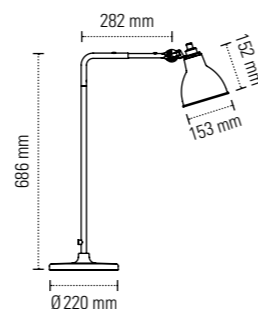
N°226 BL-WH-COP N°226 BL-BL-COP N°226 BL-COP N°226 BL-COP-WH N°226 BL-COP-RAW N°226 BL-COP-RAW-WH N°226 BL-BRASS N°226 BL-GOL  
 round shade only

### LAMPE GRAS N°316\*

LAMPE DE TABLE / TABLE LAMP

**CONTRACT ONLY**

220-240V – max 23W  
 CL II – IP20 – E27 (ampoule non fournie / bulb not supplied)  
 Interrupteur : oui, sur le câble, bascule on/off / Switch: yes, on the cable, rocker switch on/off  
 Câble / Cable: 2,14 m – Fiche / Plug: C  
 Matériaux : acier / Materials: steel  
 Poids net / Net weight : 5,2 kg



357 €

N°316\* BL-BL N°316\* BL-RED N°316\* BL-YELLOW N°316\* BL-BLUE N°316\* BL-PC  
 round shade only



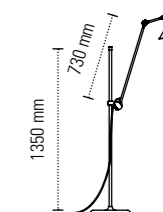
399 €

N°316\* BL-BL-COP N°316\* BL-COP N°316\* BL-COP-RAW N°316\* BL-BRASS

### LAMPE GRAS N°215

LAMPADAIRE / FLOOR LAMP

220-240V – max 15W  
 CL II – IP20 – E14 (ampoule non fournie / bulb not supplied)  
 Interrupteur : oui, sur le câble, bouton poussoir / Switch: yes, on the cable, push button  
 Câble / Cable: 3,2 m – Fiche / Plug: C  
 Matériaux : acier / Materials: steel  
 Poids net / Net weight : 10,5 kg



725 € | 714 €

N°215 BL-BL N°215 BL-RED N°215 BL-YELLOW N°215 BL-BLUE N°215 BL-CH N°215 BL-WH



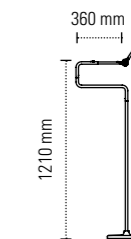
756 € | 746 €

N°215 BL-WH-COP N°215 BL-BL-COP N°215 BL-COP N°215 BL-COP-WH N°215 BL-COP-RAW N°215 BL-COP-RAW-WH N°215 BL-BRASS

### LAMPE GRAS N°411

LAMPADAIRE / FLOOR LAMP

220-240V – max 15W  
 CL II – IP20 – E14 (ampoule non fournie / bulb not supplied)  
 Interrupteur : oui, sur le câble, bouton poussoir / Switch: yes, on the cable, push button  
 Câble / Cable: 2,1 m – Fiche / Plug: C  
 Matériaux : acier / Materials: steel  
 Poids net / Net weight : 9,4 kg



483 € | 494 €

N°411 BL-BL N°411 BL-RED N°411 BL-YELLOW N°411 BL-BLUE N°411 BL-CH N°411 BL-WH N°411 BL-GL ou BL-PC  
 round shade only



515 € | 525 €

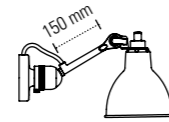
N°411 BL-WH-COP N°411 BL-BL-COP N°411 BL-COP N°411 BL-COP-WH N°411 BL-COP-RAW N°411 BL-COP-RAW-WH N°411 BL-BRASS N°411 BL-GOL  
 round shade only

\* Jusqu'à épuisement des stocks / While stocks last

### LAMPE GRAS N° 304

APPLIQUE / WALL LAMP

220-240V – max 15W  
CL I – IP20 – E14 (ampoule non fournie / bulb not supplied)  
Interrupteur : non / Switch: no  
Matériaux : acier / Materials: steel  
Poids net / Net weight : 1,3 kg



CORPS NOIR / BLACK BODY

N° 304 BL-BL	N° 304 BL-RED	N° 304 BL-YELLOW	N° 304 BL-BLUE	N° 304 BL-CH	N° 304 BL-WH	N° 304 BL-GL ou BL-PC round shade only	263 €	274 €	
N° 304 BL-WH-COP	N° 304 BL-BL-COP	N° 304 BL-COP	N° 304 BL-COP-WH	N° 304 BL-COP-RAW	N° 304 BL-COP-RAW-WH	N° 304 BL-BRASS	N° 304 BL-GOL round shade only	295 €	305 €

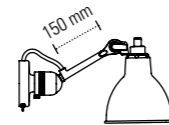
CORPS BLANC / WHITE BODY\*

N° 304 WH-BL*	N° 304 WH-RED*	N° 304 WH-YELLOW*	N° 304 WH-BLUE*	N° 304 WH-CH*	N° 304 WH-WH*	N° 304 WH-GL* ou WH-PC* round shade only	263 €	274 €	
N° 304 WH-WH-COP*	N° 304 WH-BL-COP*	N° 304 WH-COP*	N° 304 WH-COP-WH*	N° 304 WH-COP-RAW*	N° 304 WH-COP-RAW-WH*	N° 304 WH-BRASS*	N° 304 WH-GOL* round shade only	295 €	305 €

### LAMPE GRAS N° 304 SW

APPLIQUE / WALL LAMP

220-240V – max 15W  
CL I – IP20 – E14 (ampoule non fournie / bulb not supplied)  
Interrupteur : oui, sur la lampe / Switch: yes, on the lamp  
Matériaux : acier / Materials: steel  
Poids net / Net weight : 1,3 kg

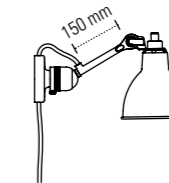


N° 304 SW BL-BL	N° 304 SW BL-RED	N° 304 SW BL-YELLOW	N° 304 SW BL-BLUE	N° 304 SW BL-CH	N° 304 SW BL-WH	N° 304 SW BL-GL ou BL-PC round shade only	263 €	274 €	
N° 304 SW BL-WH-COP	N° 304 SW BL-BL-COP	N° 304 SW BL-COP	N° 304 SW BL-COP-WH	N° 304 SW BL-COP-RAW	N° 304 SW BL-COP-RAW-WH	N° 304 SW BL-BRASS	N° 304 SW BL-GOL round shade only	295 €	305 €

### LAMPE GRAS N° 304 CA

APPLIQUE / WALL LAMP

220-240V – max 15W  
CL II – IP20 – E14 (ampoule non fournie / bulb not supplied)  
Interrupteur : oui, sur le câble / Switch: yes, on the cable  
Câble / Cable: 2,3 m – Fiche / Plug: C  
Matériaux : acier / Materials: steel  
Poids net / Net weight : 1,3 kg

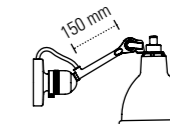


N° 304 CA BL-BL	N° 304 CA BL-RED	N° 304 CA BL-YELLOW	N° 304 CA BL-BLUE	N° 304 CA BL-CH	N° 304 CA BL-WH	N° 304 CA BL-GL ou BL-PC round shade only	263 €	274 €	
N° 304 CA BL-WH-COP	N° 304 CA BL-BL-COP	N° 304 CA BL-COP	N° 304 CA BL-COP-WH	N° 304 CA BL-COP-RAW	N° 304 CA BL-COP-RAW-WH	N° 304 CA BL-BRASS	N° 304 CA BL-GOL round shade only	295 €	305 €

### LAMPE GRAS N° 304 BATHROOM CL I

APPLIQUE DE SALLE DE BAIN / BATHROOM WALL LAMP

220-240V – max 11W  
CL I – IP64 – E14 (ampoule non fournie / bulb not supplied)  
Interrupteur : non / Switch: no  
Matériaux : acier / Materials: steel  
Poids net / Net weight : 1,7 kg

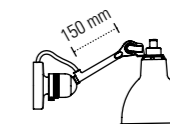


N° 304 BATHROOM CL I - BL-BL	N° 304 BATHROOM CL I - BL-PC	N° 304 BATHROOM CL I - BL-BARE	N° 304 BATHROOM CL I - BL-COP-RAW-WH
305 €	294 €	389 €	399 €

### LAMPE GRAS N° 304 BATHROOM CL II

APPLIQUE DE SALLE DE BAIN / BATHROOM WALL LAMP

220-240V – max 11W  
CL II – IP64 – E14 (ampoule non fournie / bulb not supplied)  
Interrupteur : non / Switch: no  
Matériaux : acier / Materials: steel  
Poids net / Net weight : 1,7 kg

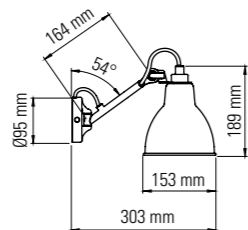


N° 304 BATHROOM CL II - BL-BL	N° 304 BATHROOM CL II - BL-PC	N° 304 BATHROOM CL II - BL-BARE	N° 304 BATHROOM CL II - BL-COP-RAW-WH
305 €	294 €	389 €	399 €

\* Jusqu'à épuisement des stocks / While stocks last

### LAMPE GRAS N° 104

APPLIQUES / WALL LAMPS



220-240V – max 15W  
CL I – IP20 – E27 (ampoule non fournie / bulb not supplied)  
Interrupteur : non / Switch: no  
Matériaux : acier / Materials: steel  
Poids net / Net weight : 1,1 kg



N° 104 BL-BL    N° 104 BL-RED    N° 104 BL-YELLOW    N° 104 BL-BLUE    N° 104 BL-PC



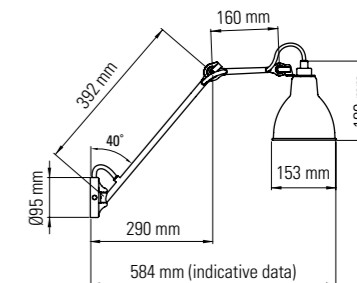
N° 104 BL-BL-COP    N° 104 BL-COP    N° 104 BL-COP-RAW    N° 104 BL-BRASS

247€

289€

### LAMPE GRAS N° 122

APPLIQUES / WALL LAMPS



220-240V – max 15W  
CL I – IP20 – E27 (ampoule non fournie / bulb not supplied)  
Interrupteur : non / Switch: no  
Matériaux : acier / Materials: steel  
Poids net / Net weight : 1,3 kg



N° 122 BL-BL    N° 122 BL-RED    N° 122 BL-YELLOW    N° 122 BL-BLUE    N° 122 BL-PC



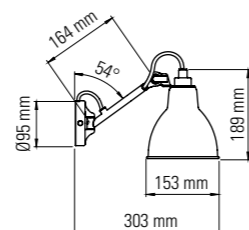
N° 122 BL-BL-COP    N° 122 BL-COP    N° 122 BL-COP-RAW    N° 122 BL-BRASS

284€

326€

### LAMPE GRAS N° 104 BATHROOM CL I

APPLIQUES DE SALLE DE BAIN / BATHROOM WALL LAMPS



220-240V – max 10W  
CL I – IP44 – E27 (ampoule non fournie / bulb not supplied)  
Interrupteur : non / Switch: no  
Matériaux : acier / Materials: steel  
Poids net / Net weight : 1,3 kg

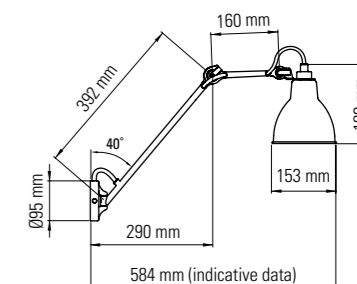


N° 104 Bathroom BL-BL    N° 104 Bathroom BL-PC

296€

### LAMPE GRAS N° 122 BATHROOM CL I

APPLIQUES DE SALLE DE BAIN / BATHROOM WALL LAMPS



220-240V – max 10W  
CL I – IP44 – E27 (ampoule non fournie / bulb not supplied)  
Interrupteur : non / Switch: no  
Matériaux : acier / Materials: steel  
Poids net / Net weight : 1,5 kg



N° 122 Bathroom BL-BL    N° 122 Bathroom BL-PC

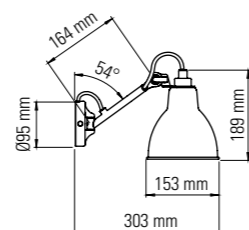
327€

### LAMPE GRAS N° 104 BATHROOM CL II

APPLIQUES DE SALLE DE BAIN / BATHROOM WALL LAMPS



En stock en Septembre 2022  
In stock in September 2022



220-240V – max 10W  
CL II – IP44 – E27 (ampoule non fournie / bulb not supplied)  
Interrupteur : non / Switch: no  
Matériaux : acier / Materials: steel  
Poids net / Net weight : 1,3 kg



N° 104 Bathroom BL-BL    N° 104 Bathroom BL-PC

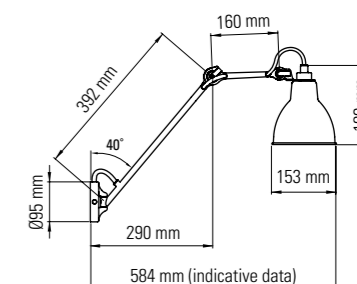
296€

### LAMPE GRAS N° 122 BATHROOM CL II

APPLIQUES DE SALLE DE BAIN / BATHROOM WALL LAMPS



En stock en Septembre 2022  
In stock in September 2022



220-240V – max 10W  
CL II – IP44 – E27 (ampoule non fournie / bulb not supplied)  
Interrupteur : non / Switch: no  
Matériaux : acier / Materials: steel  
Poids net / Net weight : 1,5 kg



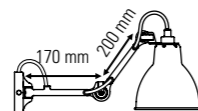
N° 122 Bathroom BL-BL    N° 122 Bathroom BL-PC

327€

### LAMPE GRAS N° 204


APPLIQUES / WALL LAMPS

220-240V – max 15W  
CL I – IP20 – E27 (ampoule non fournie / bulb not supplied)  
Interrupteur : non / Switch: no  
Matériaux : acier / Materials: steel  
Poids net / Net weight: 1,2 kg



N° 204 BL-BL    N° 204 BL-RED    N° 204 BL-YELLOW    N° 204 BL-BLUE    N° 204 BL-PC

263 €



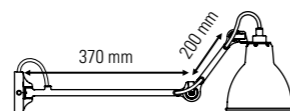
N° 204 BL-BL-COP    N° 204 BL-COP    N° 204 BL-COP-RAW    N° 204 BL-BRASS

305 €

### LAMPE GRAS N° 204 L40


APPLIQUES / WALL LAMPS

220-240V – max 15W  
CL I – IP20 – E27 (ampoule non fournie / bulb not supplied)  
Interrupteur : non / Switch: no  
Matériaux : acier / Materials: steel  
Poids net / Net weight: 1,7 kg



N° 204 L40 BL-BL    N° 204 L40 BL-RED    N° 204 L40 BL-YELLOW    N° 204 L40 BL-BLUE    N° 204 L40 BL-PC

284 €



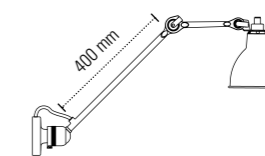
N° 204 L40 BL-BL-COP    N° 204 L40 BL-COP    N° 204 L40 BL-RAW-COP    N° 204 L40 BL-BRASS

326 €

### LAMPE GRAS N° 304 L40

APPLIQUES / WALL LAMPS

220-240V – max 15W  
CL I – IP20 – E14 (ampoule non fournie / bulb not supplied)  
Interrupteur : non / Switch: no  
Matériaux : acier / Materials: steel  
Poids net / Net weight: 1,5 kg



N° 304 L40 BL-BL    N° 304 L40 BL-RED    N° 304 L40 BL-YELLOW    N° 304 L40 BL-BLUE    N° 304 L40 BL-CH    N° 304 L40 BL-WH    N° 304 L40 BL-GL ou BL-PC round shade only

326 €    337 €



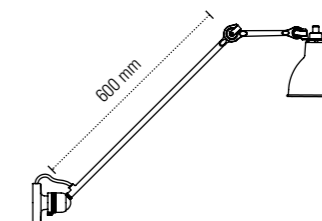
N° 304 L40 BL-WH-COP    N° 304 L40 BL-BL-COP    N° 304 L40 BL-COP    N° 304 L40 BL-COP-WH    N° 304 L40 BL-COP-RAW    N° 304 L40 BL-COP-RAW-WH    N° 304 L40 BL-BRASS    N° 304 L40 BL-GOL round shade only

358 €    368 €

### LAMPE GRAS N° 304 L60

APPLIQUES / WALL LAMPS

220-240V – max 15W  
CL I – IP20 – E14 (ampoule non fournie / bulb not supplied)  
Interrupteur : non / Switch: no  
Matériaux : acier / Materials: steel  
Poids net / Net weight: 1,6 kg



N° 304 L60 BL-BL    N° 304 L60 BL-RED    N° 304 L60 BL-YELLOW    N° 304 L60 BL-BLUE    N° 304 L60 BL-CH    N° 304 L60 BL-WH    N° 304 L60 BL-GL ou BL-PC round shade only

347 €    358 €



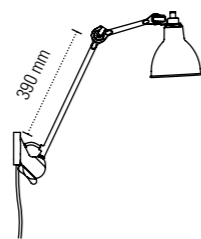
N° 304 L60 BL-WH-COP    N° 304 L60 BL-BL-COP    N° 304 L60 BL-COP    N° 304 L60 BL-COP-WH    N° 304 L60 BL-COP-RAW    N° 304 L60 BL-COP-RAW-WH    N° 304 L60 BL-BRASS    N° 304 L60 BL-GOL round shade only

379 €    389 €

### LAMPE GRAS N°222

APPLIQUES / WALL LAMPS

220-240V – max 15W  
 CL II – IP20 – E14 (ampoule non fournie / bulb not supplied)  
 Interrupteur : oui, sur le câble / Switch: yes, on the cable  
 Câble / Cable: 2,2 m – Fiche / Plug: C  
 Matériaux : acier / Materials: steel  
 Poids net / Net weight : 1,5 kg

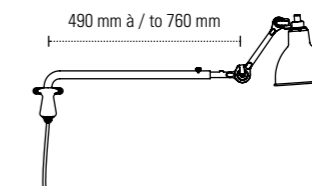


N°222 BL-BL	N°222 BL-RED	N°222 BL-YELLOW	N°222 BL-BLUE	N°222 BL-CH	N°222 BL-WH	N°222 BL-GL ou BL-PC round shade only	347€	358€
N°222 BL-WH-COP	N°222 BL-BL-COP	N°222 BL-COP	N°222 BL-COP-WH	N°222 BL-COP-RAW	N°222 BL-COP-RAW-WH	N°222 BL-BRASS	379€	389€

### LAMPE GRAS N°203

APPLIQUES / WALL LAMPS

220-240V – max 15W  
 CL II – IP20 – E14 (ampoule non fournie / bulb not supplied)  
 Interrupteur : oui, sur le câble / Switch: yes, on the cable  
 Câble / Cable: 2,1 m – Fiche / Plug: C  
 Matériaux : acier / Materials: steel  
 Poids net / Net weight : 1,7 kg

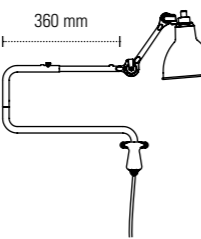


N°203 BL-BL	N°203 BL-RED	N°203 BL-YELLOW	N°203 BL-BLUE	N°203 BL-CH	N°203 BL-WH	N°203 BL-GL ou BL-PC round shade only	263€	274€
N°203 BL-WH-COP	N°203 BL-BL-COP	N°203 BL-COP	N°203 BL-COP-WH	N°203 BL-COP-RAW	N°203 BL-COP-RAW-WH	N°203 BL-BRASS	295€	305€

### LAMPE GRAS N°303

APPLIQUES / WALL LAMPS

220-240V – max 15W  
 CL II – IP20 – E14 (ampoule non fournie / bulb not supplied)  
 Interrupteur : oui, sur le câble / Switch: yes, on the cable  
 Câble / Cable: 2,2 m – Fiche / Plug: C  
 Matériaux : acier / Materials: steel  
 Poids net / Net weight : 1,8 kg

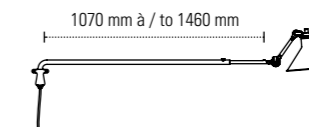


N°303 BL-BL	N°303 BL-RED	N°303 BL-YELLOW	N°303 BL-BLUE	N°303 BL-CH	N°303 BL-WH	N°303 BL-GL ou BL-PC round shade only	326€	337€
N°303 BL-WH-COP	N°303 BL-BL-COP	N°303 BL-COP	N°303 BL-COP-WH	N°303 BL-COP-RAW	N°303 BL-COP-RAW-WH	N°303 BL-BRASS	358€	368€

### LAMPE GRAS N°213

APPLIQUES / WALL LAMPS

220-240V – max 15W  
 CL II – IP20 – E14 (ampoule non fournie / bulb not supplied)  
 Interrupteur : oui, sur le câble / Switch: yes, on the cable  
 Câble / Cable: 3,2 m – Fiche / Plug: C  
 Matériaux : acier / Materials: steel  
 Poids net / Net weight : 2,2 kg

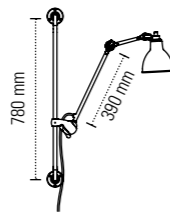


N°213 BL-BL	N°213 BL-RED	N°213 BL-YELLOW	379€	368€
N°213 BL-BLUE	N°213 BL-CH	N°213 BL-WH		
N°213 BL-WH-COP	N°213 BL-BL-COP	N°213 BL-COP	410€	400€
N°213 BL-COP-WH	N°213 BL-COP-RAW	N°213 BL-COP-RAW-WH		

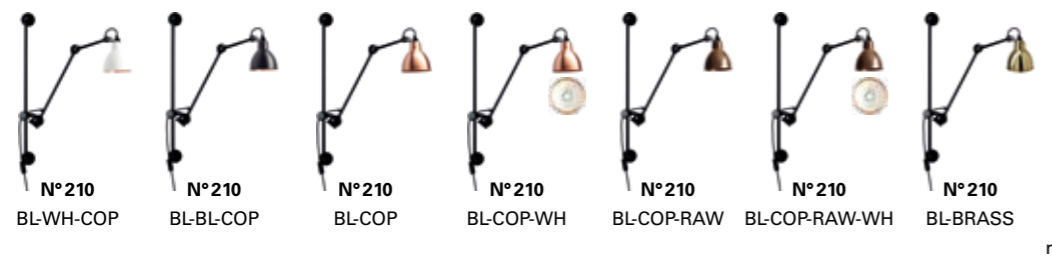
### LAMPE GRAS N°210

APPLIQUES / WALL LAMPS

220-240V – max 15W  
CL II – IP20 – E14 (ampoule non fournie / bulb not supplied)  
Interrupteur : oui, sur le câble / Switch: yes, on the cable  
Câble / Cable: 2,1 m – Fiche / Plug: C  
Matériaux : acier / Materials: steel  
Poids net / Net weight : 2,1 kg



410€ | 421€

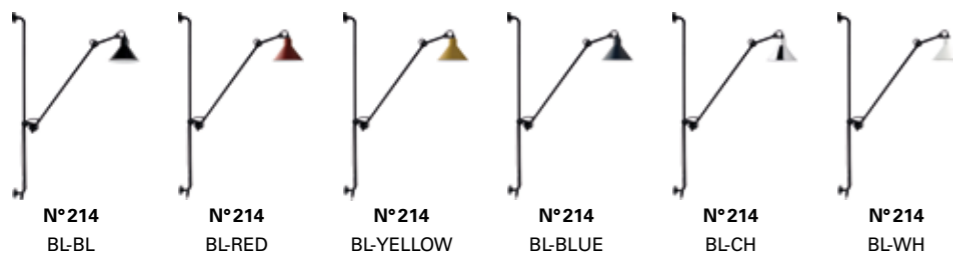
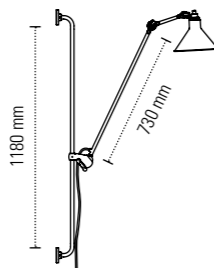


442€ | 452€

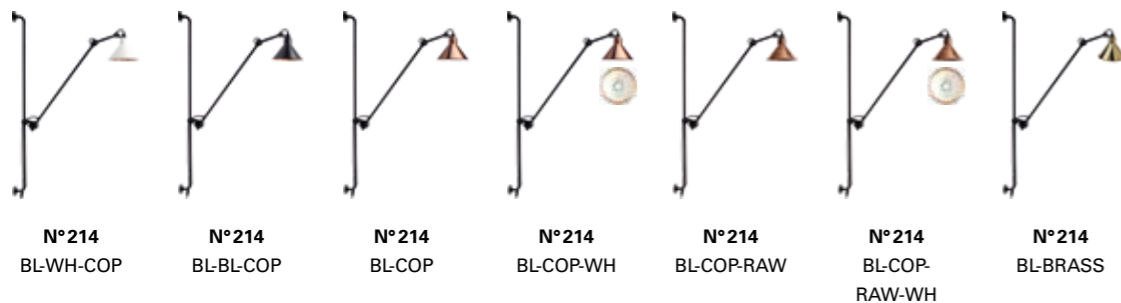
### LAMPE GRAS N°214

APPLIQUES / WALL LAMPS

220-240V – max 15W  
CL II – IP20 – E14 (ampoule non fournie / bulb not supplied)  
Interrupteur : oui, sur le câble / Switch: yes, on the cable  
Câble / Cable: 2,4 m – Fiche / Plug: C  
Matériaux : acier / Materials: steel  
Poids net / Net weight : 3,5 kg



442€ | 431€

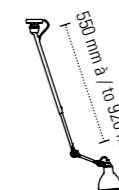


473€ | 463€

### LAMPE GRAS N°302

PLAFONNIERS / CEILING LAMPS

220-240V – max 15W  
CL I – IP20 – E14 (ampoule non fournie / bulb not supplied)  
Interrupteur : non / Switch: no  
Matériaux : acier / Materials: steel  
Poids net / Net weight : 2,3 kg



399€ | 410€

N°302 BL-BL N°302 BL-RED N°302 BL-YELLOW N°302 BL-BLUE N°302 BL-CH N°302 BL-WH N°302 BL-GL ou BL-PC round shade only



431€ | 441€

N°302 BL-WH-COP N°302 BL-BL-COP N°302 BL-COP N°302 BL-COP-WH N°302 BL-COP-RAW N°302 BL-COP-RAW-WH N°302 BL-BRASS N°302 BL-GOL round shade only

### LAMPE GRAS N°302 L

PLAFONNIERS / CEILING LAMPS

220-240V – max 23W  
CL I – IP20 – E27 (ampoule non fournie / bulb not supplied)  
Interrupteur : non / Switch: no  
Matériaux : acier / Materials: steel  
Poids net / Net weight : 3,9 kg



526€ | 536€

N°302 L BL-BL N°302 L BL-RED N°302 L BL-YELLOW N°302 L BL-BLUE



526€ | 536€

N°302 L BL-GLASSBALL 175 N°302 L BL-GLASSBALL 250



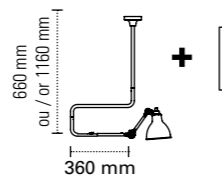
578€ | 641€

N°302 L BL-BL-COP N°302 L BL-COP N°302 L BL-COP-WH N°302 L BL-COP-RAW N°302 L BL-COP-RAW-WH N°302 L BL-BRASS

### LAMPE GRAS N°312

PLAFONNIERS / CEILING LAMPS

220-240V – max 15W  
CL I – IP20 – E14 (ampoule non fournie / bulb not supplied)  
Interrupteur : non / Switch: no  
Matériaux : acier / Materials: steel  
Poids net / Net weight: 3 kg




<b>N°312</b> BL-BL	<b>N°312</b> BL-RED	<b>N°312</b> BL-YELLOW	<b>N°312</b> BL-BLUE	<b>N°312</b> BL-CH	<b>N°312</b> BL-WH	<b>N°312</b> BL-GL ou BL-PC round shade only	<b>462 €</b>	<b>473 €</b>
<b>N°312</b> BL-WH-COP	<b>N°312</b> BL-BL-COP	<b>N°312</b> BL-COP	<b>N°312</b> BL-COP-WH	<b>N°312</b> BL-COP-RAW	<b>N°312</b> BL-COP-RAW-WH	<b>N°312</b> BL-BRASS	<b>494 €</b>	<b>504 €</b>
						<b>N°312</b> BL-GOL round shade only		

### LAMPE GRAS N°312 L\*

PLAFONNIERS / CEILING LAMPS

220-240V – max 23W  
CL I – IP20 – E27 (ampoule non fournie / bulb not supplied)  
Interrupteur : non / Switch: no  
Matériaux : acier / Materials: steel  
Poids net / Net weight: 3,3 kg



<b>N°312 L'</b> BL-BL	<b>N°312 L'</b> BL-RED	<b>N°312 L'</b> BL-YELLOW	<b>N°312 L'</b> BL-BLUE	<b>557 €</b>	<b>567 €</b>
<b>N°312 L'</b> BL-BL-COP	<b>N°312 L'</b> BL-COP	<b>N°312 L'</b> BL-COP-WH	<b>N°312 L'</b> BL-COP-RAW	<b>609 €</b>	<b>672 €</b>
			<b>N°312 L'</b> BL-BRASS		

\* Jusqu'à épuisement des stocks / Until stocks last

### LAMPE GRAS N°313\*

PLAFONNIERS / CEILING LAMPS

220-240V – max 23W  
CL I – IP20 – E27 (ampoule non fournie / bulb not supplied)  
Interrupteur : non / Switch: no  
Matériaux : acier / Materials: steel  
Poids net / Net weight: 2,7 kg



<b>N°313*</b> BL-BL	<b>N°313*</b> BL-RED	<b>N°313*</b> BL-YELLOW	<b>N°313*</b> BL-BLUE	<b>N°313*</b> BL-PC	<b>378 €</b>	<b>389 €</b>
<b>N°313*</b> BL-BL-COP	<b>N°313*</b> BL-COP	<b>N°313*</b> BL-COP-RAW	<b>N°313*</b> BL-BRASS	<b>420 €</b>	<b>399 €</b>	
						<b>N°313*</b> GLASS BALL Ø 175
						<b>N°313*</b> GLASS BALL Ø 250

\* Jusqu'à épuisement des stocks / Until stocks last

### LAMPE GRAS N°204 DOUBLE

APPLIQUES DOUBLES / DOUBLE WALL LAMPS

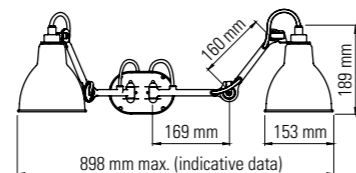
220-240V – (2x) max 15W

CL I – IP20 – (2x) E27 (ampoule non fournie / bulb not supplied)

Interrupteur : non / Switch: no

Matériaux : acier / Materials: steel

Poids net / Net weight : 2,7 kg



N°204 DOUBLE  
BL-BL



N°204 DOUBLE  
BL-RED



N°204 DOUBLE  
BL-YELLOW



N°204 DOUBLE  
BL-BLUE



N°204 DOUBLE  
BL-PC



473 €



N°204 DOUBLE  
BL-BL-COP



N°204 DOUBLE  
BL-COP



N°204 DOUBLE  
BL-COP-RAW



N°204 DOUBLE  
BL-BRASS



557 €

### LAMPE GRAS N°204 DOUBLE BATHROOM CL I

APPLIQUES DE SALLE DE BAIN / BATHROOM WALL LAMPS

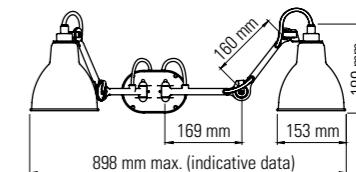
220-240V – (2x) max 10W

CL I – IP44 – (2x) E27 (ampoule non fournie / bulb not supplied)

Interrupteur : non / Switch: no

Matériaux : acier / Materials: steel

Poids net / Net weight : 3,4 kg



N°204 Double Bathroom  
BL-BL



N°204 Double Bathroom  
BL-PC

603 €

### LAMPE GRAS N°204 DOUBLE BATHROOM CL II

APPLIQUES DE SALLE DE BAIN / BATHROOM WALL LAMPS

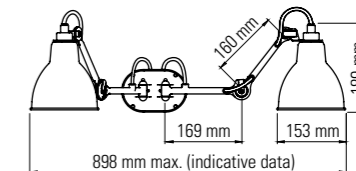
220-240V – (2x) max 10W

CL II – IP44 – (2x) E27 (ampoule non fournie / bulb not supplied)

Interrupteur : non / Switch: no

Matériaux : acier / Materials: steel

Poids net / Net weight : 3,4 kg



En stock en Septembre 2022  
In stock in September 2022



N°204 Double Bathroom  
BL-BL



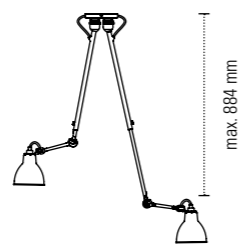
N°204 Double Bathroom  
BL-PC

603 €



**LAMPE GRAS N°302 DOUBLE**  
PLAFONNIERS DOUBLES / DOUBLE CEILING LAMPS

220-240V – (2x) max 15W  
CL I – IP20 – (2x) E27 (ampoule non fournie / bulb not supplied)  
Interrupteur : non / Switch: no  
Matériaux : acier / Materials: steel  
Poids net / Net weight : 2,7 kg

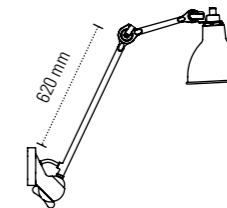


651 €

735 €

**LAMPE GRAS N°222 XL INDOOR\***  
APPLIQUES / WALL LAMPS

220-240V – max 23W  
CL I – IP20 – E27 (ampoule non fournie / bulb not supplied)  
Interrupteur : non / Switch: no  
Matériaux : acier / Materials: steel  
Poids net / Net weight : 5,6 kg



609 €

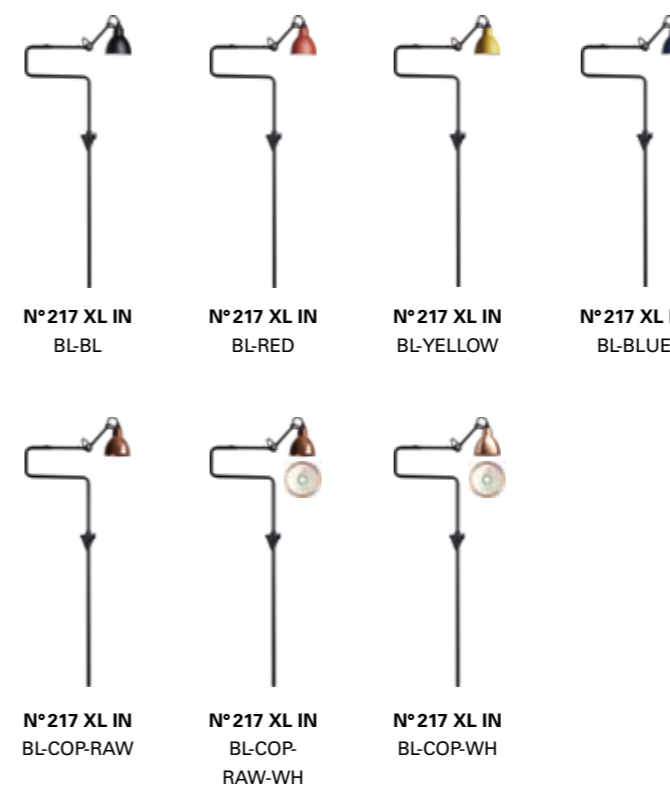
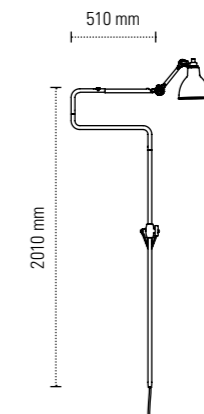
Modèle incompatible avec abat-jours conic / Incompatible with conic shades

662 €

Modèle incompatible avec abat-jours conic / Incompatible with conic shades

**LAMPE GRAS N°217 XL INDOOR\***  
APPLIQUES / WALL LAMPS

220-240V – max 23W  
CL I – IP20 – E27 (ampoule non fournie / bulb not supplied)  
Interrupteur : non / Switch: no  
Câble / Cable: 2,4 m – Fiche / Plug: F  
Matériaux : acier / Materials: steel  
Poids net / Net weight : 7,2 kg



714 €

Modèle incompatible avec abat-jours conic / Incompatible with conic shades

767 €

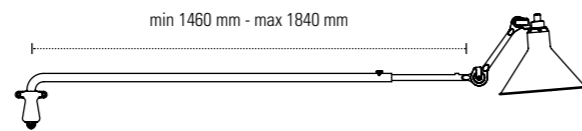
Modèle incompatible avec abat-jours conic / Incompatible with conic shades

\* Jusqu'à épuisement des stocks / Until stocks last

### LAMPE GRAS N°213 XL INDOOR\*

APPLIQUES / WALL LAMPS

220-240V – max 23W  
 CL I – IP20 – E27 (ampoule non fournie / bulb not supplied)  
 Interrupteur : non / Switch: no  
 Matériaux : acier / Materials: steel  
 Poids net / Net weight : 5,1 kg

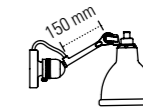


N°213 XL IN* BL-BL	N°213 XL IN* BL-RED	N°213 XL IN* BL-YELLOW	<b>610€</b>	<b>599€</b>
N°213 XL IN* BL-COP-RAW	N°213 XL IN* BL-COP-RAW-WH		<b>725€</b>	<b>652€</b>

### LAMPE GRAS N°304 CLASSIC OUTDOOR SEASIDE

APPLIQUES D'EXTÉRIEUR / OUTDOOR WALL LAMPS

220-240V – max 11W  
 CL I – IP64 – E14 (ampoule non fournie / bulb not supplied)  
 Interrupteur : non / Switch: no  
 Matériaux : acier inoxydable 316, acier galvanisé / Materials: stainless steel 316, galvanized steel  
 Poids net / Net weight : 1,7 kg

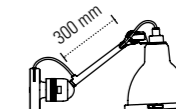


		<b>431€</b>		<b>515€</b>
N°304 OUTDOOR SEA BL-BL	N°304 OUTDOOR SEA BL-BARE	Modèle proposé avec abat-jour rond uniquement / This model exists with round shade only	N°304 OUTDOOR SEA BL-COP-RAW-WH	Modèle proposé avec abat-jour rond uniquement / This model exists with round shade only

### LAMPE GRAS N°304 XL OUTDOOR SEASIDE

APPLIQUES D'EXTÉRIEUR / OUTDOOR WALL LAMPS

220-240V – max 23W  
 CL I – IP64 – E27 (ampoule non fournie / bulb not supplied)  
 Interrupteur : non / Switch: no  
 Matériaux : acier inoxydable 316, acier galvanisé / Materials: stainless steel 316, galvanized steel  
 Poids net / Net weight : 5,2 kg



CORPS NOIR / BLACK BODY					
	N°304 XL SEA BL-BL	N°304 XL SEA BL-BLUE	N°304 XL SEA BL-BARE ROUND SHADE ONLY	<b>736€</b>	<b>746€</b>
	N°304 XL SEA BL-COP-RAW	N°304 XL SEA BL-COP-RAW-WH		<b>788€</b>	<b>872€</b>
CORPS BRUT / RAW BODY					
	N°304 XL SEA BARE-BL	N°304 XL SEA BARE-BLUE	N°304 XL SEA BARE-BARE ROUND SHADE ONLY	<b>736€</b>	<b>746€</b>
	N°304 XL SEA BARE-COP-RAW	N°304 XL SEA BARE-COP-RAW-WH		<b>788€</b>	<b>872€</b>

\* Jusqu'à épuisement des stocks / Until stocks last

LAMPE GRAS CLASSIC ROUND SHADES\*

									<b>42 €</b>
SHA CLASSIC ROUND Black	SHA CLASSIC ROUND Red	SHA CLASSIC ROUND Yellow	SHA CLASSIC ROUND Blue	SHA CLASSIC ROUND Chrome	SHA CLASSIC ROUND White	SHA CLASSIC ROUND Glass	SHA CLASSIC ROUND Polycarbonate		
									<b>74 €</b>
SHA CLASSIC ROUND White & Copper inside	SHA CLASSIC ROUND Black & Copper inside	SHA CLASSIC ROUND Copper	SHA CLASSIC ROUND Copper & White inside	SHA CLASSIC ROUND Raw copper	SHA CLASSIC ROUND Raw copper & White inside	SHA CLASSIC ROUND Brass	SHA CLASSIC ROUND Gold		

LAMPE GRAS CLASSIC CONIC SHADES\*

							<b>53 €</b>	
SHA CLASSIC CONIC Black	SHA CLASSIC CONIC Red	SHA CLASSIC CONIC Yellow	SHA CLASSIC CONIC Blue	SHA CLASSIC CONIC Chrome	SHA CLASSIC CONIC White			
								<b>84 €</b>
SHA CLASSIC CONIC White & Copper inside	SHA CLASSIC CONIC Black & Copper inside	SHA CLASSIC CONIC Copper	SHA CLASSIC CONIC Copper & White inside	SHA CLASSIC CONIC Raw copper	SHA CLASSIC CONIC Raw copper & White inside	SHA CLASSIC CONIC Brass		

LAMPE GRAS SMALL SHADES\*\*

						<b>32 €</b>
SHA SMALL CONIC Black	SHA SMALL CONIC*** Red	SHA SMALL CONIC*** Yellow	SHA SMALL CONIC*** Blue	SHA SMALL CONIC*** White		
					<b>32 €</b>	
SHA SMALL ROUND*** Red	SHA SMALL ROUND*** Yellow	SHA SMALL ROUND*** Blue	SHA SMALL ROUND*** Chrome			

LAMPE GRAS OCULIST SHADES\*\*\*\*

		<b>63 €</b>
SHA OC*** Chrome		

\* Les réflecteurs CLASSIC sont compatibles avec tous les modèles de Lampe Gras excepté N°207 / CLASSIC reflectors don't comply with Lampe Gras N°207

\*\* Les réflecteurs SMALL sont compatibles avec le modèle N°207 uniquement / SMALL reflectors are compatible with model N°207 exclusively

\*\*\* Jusqu'à épuisement des stocks / Until stocks last

\*\*\*\* Les réflecteurs OCULIST sont compatibles avec les modèles N°302L, N°312L, et Acrobates de Gras uniquement / OCULIST reflectors are only compatible with models N°302L, N°312L, and Acrobates de Gras

LAMPE GRAS MEDIUM ROUND SHADES\*

						<b>42 €</b>
SHA MEDIUM ROUND Black	SHA MEDIUM ROUND Red	SHA MEDIUM ROUND Yellow	SHA MEDIUM ROUND Blue	SHA MEDIUM ROUND Polycarbonate		
					<b>84 €</b>	
SHA MEDIUM ROUND Black & Copper inside	SHA MEDIUM ROUND Copper	SHA MEDIUM ROUND Raw copper	SHA MEDIUM ROUND Brass			

LAMPE GRAS L ROUND SHADES\*\*

					<b>53 €</b>			
SHA L ROUND Black	SHA L ROUND Red	SHA L ROUND Yellow	SHA L ROUND Blue					
								<b>105 €</b>
SHA L ROUND Black copper	SHA L ROUND Copper	SHA L ROUND Copper white inside	SHA L ROUND Raw copper	SHA L ROUND Raw copper white inside	SHA L ROUND Brass	SHA L ROUND White & copper inside		

LAMPE GRAS L CONIC SHADES\*\*

					<b>63 €</b>			
SHA L CONIC Black	SHA L CONIC Red	SHA L CONIC Yellow	SHA L CONIC Blue					
								<b>168 €</b>
SHA L CONIC Black copper	SHA L CONIC Copper	SHA L CONIC Copper white inside	SHA L CONIC Raw copper	SHA L CONIC Raw copper white inside	SHA L CONIC Brass	SHA L CONIC White & copper inside		

LAMPE GRAS GLASS BALL SHADES\*\*

	<b>53 €</b>		<b>63 €</b>
GLASSBALL Ø175 (Compatible E14 et E27)		GLASSBALL Ø250 (Compatible E27)	




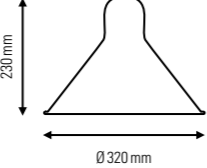


\* Les réflecteurs Medium sont compatibles avec tous les modèles Doubles de Gras, N°204, N°204 L40, N°313, N°316 / Medium reflectors comply with Les Doubles de Gras, N°204, N°204 L40, N°313, N°316

\*\* Les réflecteurs Large et Glassball sont compatibles avec tous les modèles de la gamme L et Les Acrobates de Gras / Large and Glassball reflectors are compatible with all models of the L range as well as Les Acrobates de Gras

**LAMPE GRAS XL INDOOR ROUND SHADES \***

					<b>105 €</b>
SHA XL IN ROUND Black	SHA XL IN ROUND Red	SHA XL IN ROUND Yellow	SHA XL IN ROUND Blue		
					<b>158 €</b>
SHA XL IN ROUND Raw copper	SHA XL IN ROUND Raw copper White inside				

**LAMPE GRAS XL INDOOR CONIC SHADES \***

				<b>116 €</b>	
SHA XL IN CONIC Black	SHA XL IN CONIC Red	SHA XL IN CONIC Yellow			
					<b>231 €</b>
SHA XL IN CONIC Raw copper	SHA XL IN CONIC Raw copper White inside				

\* Les réflecteurs XL INDOOR sont compatibles avec tous les modèles des gammes XL Indoor et avec Les Acrobates de Gras /  
XL INDOOR reflectors are compatible with all models of the XL Indoor range as well as with Les Acrobates de Gras

**LAMPE GRAS XL OUTDOOR ROUND SHADES \***

			<b>158 €</b>			<b>210 €</b>
SHA XL ROUND Black	SHA XL ROUND Blue**	SHA XL ROUND Bare**		SHA XL ROUND Raw copper	SHA XL ROUND Raw copper White inside	

**LAMPE GRAS XL OUTDOOR CONIC SHADES \***

	<b>168 €</b>			<b>294 €</b>
SHA XL CONIC Black		SHA XL CONIC Raw copper	SHA XL CONIC Raw copper White inside	

\* Les réflecteurs XL OUTDOOR sont compatibles avec tous les modèles de la gamme XL Outdoor /  
XL OUTDOOR reflectors are compatible with all models of the XL Outdoor range

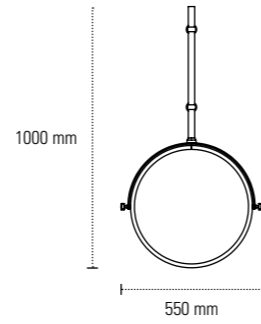
MIROIR  
My  
best  
Enemy™



**MbE**

MIROIRS / MIRRORS

Structure en laiton (MbE brushed nickel, Polished nickel & Polished brass) ou acier (MbE Black) /  
 Brass structure (MbE brushed nickel, Polished nickel & Polished brass) or steel (MbE Black)  
 Poids net / Net weight: 5 kg (MbE brushed nickel, Polished nickel & Polished brass) ou / or 4 kg (MbE Black)



**MbE**  
BRUSHED NICKEL



**MbE**  
POLISHED NICKEL

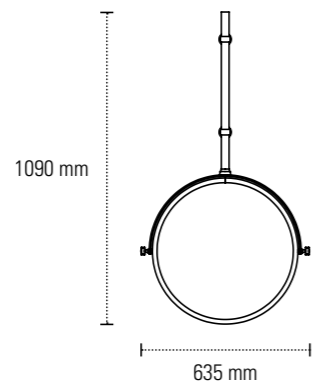


**MbE**  
POLISHED BRASS

**590€**



**MbE**  
BLACK



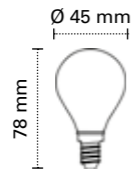
**610€**

# AMPOULES BULBS

**AMPOULE E14**

AMPOULE TRANSPARENTE / CLEAR BULB

4W – 2700K – 320 lm  
 Culot / Socket type: E14  
 Température de couleur / Color temperature: Blanc chaud / Warm white  
 Filament LED / LED filament  
 Gradable : oui / Dimmable : yes  
 Fabricant / Manufacturer: Girard Sudron

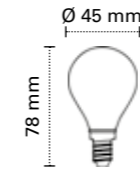


**BULB E14 WL CLEAR**  
 Filament LED / LED filament  
 GIRARD SUDRON

**11€****AMPOULE E14**

AMPOULE FROST / FROST BULB

5W – 2700K – 470 lm  
 Culot / Socket type: E14  
 Température de couleur / Color temperature: Blanc chaud / Warm white  
 LED Cob / LED Cob  
 Gradable : oui / Dimmable : yes  
 Fabricant / Manufacturer: Osram

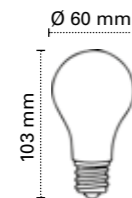


**BULB E14 COB FROST**  
 COB LED / COB LED  
 OSRAM

**21€****AMPOULE E27**

AMPOULE TRANSPARENTE / CLEAR BULB

8W – 2700K – 806 lm  
 Culot / Socket type: E27  
 Température de couleur / Color temperature:  
 Blanc chaud / Warm white  
 Filament LED / LED filament  
 Gradable : oui / Dimmable : yes  
 Fabricant / Manufacturer: Girard Sudron

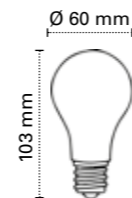


**BULB E27 WL CLEAR**  
 Filament LED / LED filament  
 GIRARD SUDRON

**21€****AMPOULE E27**

AMPOULE TRANSPARENTE / CLEAR BULB

4W – 2700K – 400 lm  
 Culot / Socket type: E27  
 Température de couleur / Color temperature:  
 Blanc chaud / Warm white  
 Filament LED / LED filament  
 Gradable : oui / Dimmable : yes  
 Fabricant / Manufacturer: Girard Sudron

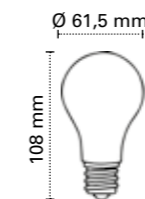


**BULB E27 WL CLEAR 4W**  
 Filament LED / LED filament  
 GIRARD SUDRON

**11€****AMPOULE E27**

AMPOULE FROST / FROST BULB

9W – 2700K – 806 lm  
 Culot / Socket type: E27  
 Température de couleur / Color temperature:  
 Blanc chaud / Warm white  
 LED Cob / LED Cob  
 Gradable : oui / Dimmable : yes  
 Fabricant / Manufacturer: Osram

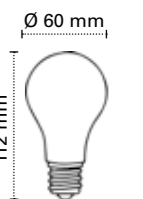


**BULB E27 COB FROST**  
 COB LED / COB LED  
 OSRAM

**21€****AMPOULE E27**

AMPOULE FROST / FROST BULB

9W – 2700K – 806 lm  
 Culot / Socket type: E27  
 Température de couleur / Color temperature:  
 Blanc chaud / Warm white  
 LED Cob / LED Cob  
 Gradable : non / Dimmable : no  
 Fabricant / Manufacturer: Osram



**BULB E27 COB FROST ND**  
 COB LED / COB LED  
 OSRAM

**11€**

**AMPOULE E14**

AMPOULE FROST / FROST BULB

4W – 2700K – 300 lm  
 Culot / Socket type: E14  
 Température de couleur / Color temperature: Blanc chaud / Warm white  
 Filament LED / LED filament  
 Gradable : oui / Dimmable : yes  
 Fabricant / Manufacturer: Girard Sudron



**BULB E14 WL FROST**  
 Filament LED / LED filament  
 GIRARD SUDRON

**11€****AMPOULE G9 LED**

2W – 2700K – 200 lm  
 Culot / Socket type: G9  
 Température de couleur / Color temperature: Blanc  
 chaud / Warm white  
 LED Cob / LED Cob  
 Gradable : oui / Dimmable : yes



**BULB G9**  
 LED

**11€****AMPOULE G9 HALOGÈNE**

28W – 2700K – 380 lm  
 Culot / Socket type: G9  
 Température de couleur / Color temperature: Blanc  
 chaud / Warm white  
 Gradable : oui / Dimmable : yes



**BULB G9**  
 HALO

**11€****AMPOULE E27**

AMPOULE FROST / FROST BULB

4W – 2700K – 380 lm  
 Culot / Socket type: E27  
 Température de couleur / Color temperature: Blanc chaud /  
 Warm white  
 Filament LED / LED filament  
 Gradable : oui / Dimmable : yes  
 Fabricant / Manufacturer: Girard Sudron



**BULB E27 WL FROST**  
 Filament LED / LED filament  
 GIRARD SUDRON

**11€****AMPOULE E27 PAR30**

AMPOULE FROST / FROST BULB

10W – 2700K – 633 lm  
 Culot / Socket type: E27  
 LED / LED  
 Gradable : oui / Dimmable : yes  
 Fabricant / Manufacturer: Osram



**BULB E27 PAR30**  
 Filament LED / LED filament  
 OSRAM

**21€****AMPOULE GU10**

5,5W – 3000K – 345 lm  
 Culot / Socket type: GU10  
 Température de couleur / Color temperature: Blanc chaud /  
 Warm white  
 LED Cob / LED Cob  
 Gradable : oui / Dimmable : yes  
 Fabricant / Manufacturer: Sylvania



**BULB GU10**  
 LED  
 SYLVANIA

**11€****AMPOULE GU5.3**

7,8W – 2700K – 500 lm  
 Culot / Socket type: GU5.3  
 LED / LED  
 Gradable : oui / Dimmable : yes  
 Fabricant / Manufacturer: Osram



**BULB GU5.3**  
 LED  
 OSRAM

**21€**





## GENERAL TERMS AND CONDITIONS OF SALE

### CLAUSE 1: GENERAL

The general terms and conditions of sale (“Terms of Sale”) set out below detail the rights and obligations of DCW Editions (hereinafter “DCW Editions”, “we” or “us”) and its customer for the purposes of its professional activity (hereinafter the “Customer”, “you” or “your”) in connection with the sale of its products (hereinafter the “Products”). Any order placed with DCW Editions is subject to these Terms of Sale and implies the unreserved acceptance thereof.

### CLAUSE 2: PLACING AN ORDER AND ACCOUNT REGISTRATION

To place an order, you must first open an account with DCW Editions. To do this, you should contact the sales representative of your geographical area. If you do not know the identity of your sales representative, you may contact DCW Editions by any means (including by telephone or email: sales@dcwe.fr).

To create your account, you must complete the registration form with true and accurate information about your company, and provide us with your company's bank account details and “extrait Kbis” (or equivalent – company registration certificate).

The Customer may then place an order in writing (1) or via the website (2).

1. Standard order

DCW Editions will not register any order unless it is placed by letter, fax or e-mail.

An order shall be firm and final (i) after having been expressly accepted and confirmed by DCW Editions in writing (ii) or if DCW Editions has not disputed or cancelled it within five days of its being placed.

Any cancellation or modification of the order after this five-day period, unless expressly agreed by DCW Editions, constitutes a breach by the Customer of its contractual obligations. In such case, the Customer may be liable to DCW Editions in the amount of 15% of the total price, including VAT, of the order.

2. Order via DCW Editions’ website

The Customer may also order Products on DCW Editions’ e-commerce website, whose URL is www.dcwservices.fr (hereinafter the “Website”), by selecting Products via the product fact sheets or via the quick order portal and confirming the basket of selected items. Product offers are valid as long as they are visible on the Website, within the limit of the stocks available. You may monitor the progress of your order on the DCW Editions e-commerce website. You may cancel or change an order, but only before DCW Editions’ commercial department has notified you of the order confirmation via the My Account section on the Website.

3. Refusal of an order

DCW Editions reserves the right to refuse an order placed by the Customer in the event of a previous payment incident, insufficient financial guarantees or technical reasons. Any deterioration in the Customer's creditworthiness may require the Customer to provide guarantees or to make a payment in full prior to the execution of the order.

DCW Editions reserves the right to apply a contribution at a fixed rate to the fixed costs if the minimum billing amount negotiated with the Customer is not respected; the terms of this contribution will be included on the invoice.

4. My Account section

The Customer is responsible for updating the information provided in its My Account section. You may modify the information by logging into your account.

To access the My Account section and sales document history, you must log into your account using your username and password, communicated to you once your account has been registered and which are strictly personal. It is your responsibility to maintain the confidentiality of your username and password.

You are solely responsible for any use of your password or account. You may also request to unsubscribe by visiting the relevant page in the My Account section. You will be unsubscribed within a reasonable period of time.

Should the Customer fail to comply with the Terms of Sale, DCW Editions may suspend or close your account on its e-commerce website after notice given electronically has remained without a response for 15 calendar days. If the Customer's account is terminated, for any reason whatsoever, all the Customer's personal information will be deleted. By creating an account, you confirm your acceptance of these Terms of Sale.

### CLAUSE 3: PRICES AND PAYMENT TERMS

The price of the Products is communicated when requested by the Customer and is indicated on the Website.

All prices are expressed in euros, exclusive of VAT. DCW Editions reserves the right to change its prices at any time. The price invoiced is based on the price applying on the date the order is placed, plus the applicable rate of VAT on that date.

In the event of an order to a country other than mainland France, the Customer is the importer of the Product(s) concerned. Customs duties or other local taxes or import duties or State taxes may be payable. DCW Editions

will not be liable for these duties and taxes. They shall be borne exclusively by the Customer, both in terms of declarations and payments to the competent authorities and bodies of the country of destination. The final price will depend on the INCO-TERM applicable to the Customer, which will specify the distribution of logistics and administrative costs between the Customer and DCW Editions.

If DCW Editions grants a discount for payment made in full before the order is executed, the terms and conditions of such discount will be detailed on the invoice.

Where the Customer has created an account, payment shall be made upon placing an order (prepayment).

This method of payment may change if agreed in writing by the Parties. In such case, the due date is the date indicated on the invoice.

In any event, the payment terms granted may not exceed those provided for in Article L.441-10 of the French Commercial Code, i.e., 45 days from the end of the month in which the invoice is received or 60 days from the date of the invoice.

Payment of orders shall be made exclusively by bank transfer or by bank card on the e-commerce website.

### CLAUSE 4: DELIVERY

The delivery time communicated upon registration of the order is given for information only and DCW Editions accepts no liability if it fails to respect that time.

The shipping costs will be billed according to the conditions communicated to the Customer when each order is placed.

When deliveries are made by an independent carrier chosen by DCW Editions, delivery means when the Products are made available to the Customer at the delivery address, it being specified that the unloading of the Products is the sole responsibility of the Customer and is at its own expense and under its responsibility.

When the Customer has itself arranged for a carrier to transport the Products, delivery shall be deemed to have been made when the Products are made available to the Customer on or in the transport vehicle, it being specified that the shipping and unloading are the exclusive responsibility of the Customer and is at its own expense and under its responsibility. As provided for in this clause, the Customer shall bear the risks related to the safekeeping of the Product(s).

The delivery terms are available on simple request.

In the event of a specific request from the Customer regarding the packaging or shipment of the Products ordered, duly accepted in writing by DCW Editions, the related costs will be billed by an additional invoice, based on a quote previously accepted in writing by the Customer.

Upon delivery, it is the Customer's responsibility to verify that the Products are in good condition when delivered.

In the event of any non-compliance concerning the Products, the Customer shall: (i) clearly, accurately and comprehensively record its reservations on the delivery note; (ii) confirm these reservations to the carrier by including all related supporting documents (photos in particular). The Customer shall send these documents to DCW Editions by registered letter with acknowledgement of receipt within three days of receipt of the Products, in accordance with Article L.133-3 of the French Commercial Code; and (iii) refuse delivery of the Product in the event of apparent damage, or return the Product in its original packaging to DCW Editions, after obtaining DCW Editions' written approval. If the Product is damaged when returned due to inadequate packaging, DCW Editions reserves the right not to process the return or to apply a penalty based on the Product's condition.

Should the Customer fail to complete any of these formalities, the Products will be deemed to be compliant and free from any apparent defect and no claim may be validly accepted by DCW Editions. DCW Editions shall, as soon as possible and at its expense, replace the delivered Products whose apparent defects have been duly proven by the Customer.

### CLAUSE 5: COMMERCIAL GUARANTEE

DCW Editions guarantees the proper functioning of the Products during the commercial guarantee period of two years from the date of purchase by the reseller shown on the invoice.

If the Products prove to be defective during the commercial guarantee period, the repair of those Products will be carried out free of charge by DCW Editions, upon presentation of the original invoice issued to the Customer by DCW Editions. Instead of replacing a defective Product, DCW Editions reserves the right to send spare parts or to replace such a defective Product with a Product of identical or higher quality.

1. Transport

The costs of transporting the Products (shipping the Products to DCW Editions and their return) shall be borne exclusively by the Customer unless otherwise agreed beforehand in writing by the Parties.

2. Limitations

The guarantee does not cover:  
- the replacement of parts due to normal wear and tear of the Products;  
- defective accessories (for example light bulbs) sold with the Product or separately;

- defects resulting from changes made to the Product without the prior written consent of DCW Editions;  
- any damage resulting from a Product's non-compliance with standards or specifications in force in a country other than the country of purchase;  
- any claim concerning the surface appearance or finish, sent to DCW Editions after 3 days from the date of receipt of the Products;  
- damage or defects caused by any improper or excessive use, or any handling or use of the Product that does not comply with the instructions contained in the user manual, including the use of light sources (light bulbs, etc. whose power exceeds the maximum power specified by DCW Editions, inappropriate storage, or the Product being dropped or knocked with such force as to cause damage to the Product);  
- damage or defects caused by corrosion, dirt, water or sand;  
- damage or defects caused by the Product being connected to sources of current other than those specified;  
- damage or defects caused by any inadequate packaging of the Product when it is shipped to DCW Editions;  
- damage or defects caused by an event of force majeure pursuant to Clause 11 hereof, or any cause outside the control of DCW Editions, namely lightning, water, fire, riots or inappropriate ventilation.

This commercial guarantee is granted to the Customer without prejudice to the application of the legal guarantees.

### CLAUSE 6: INTELLECTUAL PROPERTY

1. The purchase of Products by the Customer from DCW Editions does not give the Customer ownership of any intellectual property rights in the distinctive marks (such as logos and trademarks) of DCW Editions, the content of its Website or the documentation of DCW Editions, nor in the Products sold by DCW Editions or their appearance (hereinafter the “Elements”), which remain the sole and exclusive property of DCW Editions or its licensors who have authorised DCW Editions to exploit them.

2. Any information, documentation or content relating to DCW Editions' Products or their representation shall be provided exclusively by DCW Editions or by a representative appointed by DCW Editions. The Customer agrees to display on its website and/or in its points of sale only official information, documentation and content provided or approved by DCW Editions. The Customer agrees to use the information, documentation and content communicated by DCW Editions exclusively for the purpose of promoting and selling the Products, in accordance with these Terms of Sale, with no geographical restriction and on any medium, including digital. Any other use by the Client shall be subject to the prior written consent of DCW Editions. The Customer is prohibited from granting, to any third party whatsoever, the rights granted by DCW Editions in connection with selling and promoting the Products.

3. The Customer agrees to use the Elements in accordance with the rights and interests of DCW Editions, and to respect and enhance as well as possible the image of the brands and Products and not to harm their reputation. DCW Editions reserves the right to object to, stop or seek compensation for any use it deems unfair or contrary to its image, interests or rights that it has granted or which it would have received.

### CLAUSE 7: PERSONAL DATA PROTECTION

In connection with the execution of the agreement between DCW Editions and the Customer, each party may be required to collect personal data of the other party's employees, agents and representatives. In the capacity of data controller, each party may collect and process these data solely for the following purposes:

- Carrying out administrative operations related to the management of contracts, orders, invoices and payments,  
- Maintaining the business relationship with the other party, and storing the other party's documentation and contact data,  
- Managing orders (registering orders, deliveries, etc.),  
- Informing the other party of the changes and developments made by the parties to their services,  
- Managing any disputes.

The personal data collected for the purposes specified above are intended solely for each internal department of the parties and, where applicable, for the data processors acting on behalf of each party in accordance with their instructions. The data may not be transferred outside the European Union.

The personal data collected in this context will be retained for the duration of this agreement, without prejudice to the right of each party to archive all or part of the data to

meet its legal obligations or establish its legal rights. Data subjects have a right of access, rectification, erasure and portability of their data, as well as the right to object to the processing of their data or to request a restriction thereof. These rights may be exercised by applying directly to the party concerned.

### CLAUSE 8: LATE PAYMENT

Unless otherwise agreed in writing between the Parties, any payment not received on the due date shall result in:  
1. the immediate suspension of deliveries of orders in progress;  
2. a penalty for late payment of an amount equal to 3 times the legal interest rate;  
3. the immediate payment of all invoices due and not due;  
4. the payment before delivery of all current and future orders.  
Any sums received will be automatically charged to the oldest invoices even if their amounts correspond to other invoices.

The rate of legal interest used is the rate in force on the date the Products are delivered. This penalty is calculated on the amount, inclusive of VAT, remaining due, and shall run from the due date of the price without any prior formal notice being required. In addition to the interest for late payment, any sum, including prepayment, not paid on its due date shall automatically result in the payment of a fixed penalty of 40 euros in respect of collection costs.

### CLAUSE 9: RIGHT TO CANCEL

If the Customer is in breach of its payment obligation, DCW Editions may cancel the sale and obtain damages if, after fifteen days of giving written notice, it has received no response.

The Customer may cancel any sale in the event of a delay in delivery of more than three months and significant loss and/or damage because of the delay, if, after fifteen days from giving written notice, it has received no response.

### CLAUSE 10: RETENTION OF TITLE

Pursuant to Law No 80335 of 12 May 1980, all Products will remain the property of DCW Editions until the price of the Products and any accessories due to it by the Customer are paid in full. In this respect, if the Customer is the subject of compulsory administration or winding-up proceedings, DCW Editions reserves the right to claim, in connection with collective insolvency proceedings, the Products sold and not paid for. DCW Editions may therefore take back the Products which the Customer does not own in the event of non-payment of its invoices. This does not prevent the risk of theft, loss or damage of the Products sold from being transferred to the Customer upon delivery.

### CLAUSE 11: FORCE MAJEURE

The Parties may not be held liable if the non-performance or delay in the performance of one of its obligations set out in these Terms of Sale results from a force majeure event. For the purposes of these Terms of Sale the expression “force majeure” shall mean any event within the meaning of Article 1218 of the French Civil Code.

### CLAUSE 12: SUB-CONTRACTING

Unless otherwise agreed in writing between the Parties, DCW Editions reserves the right to use one or more qualified sub-contractors to execute all or part of an order.

### CLAUSE 13: WAIVER

The failure by DCW Editions to insist upon strict performance of any provision of these Terms of Sale shall not constitute a waiver thereof and shall not affect the validity of all or part of these Terms of Sale.

### CLAUSE 14: VALIDITY - JURISDICTION

Any disputes shall be subject to the exclusive jurisdiction of the courts of the registered office of DCW Editions, namely the Commercial Court of Paris. This clause applies even in the event of summary proceedings, interlocutory applications, multiple defendants, introduction of third parties and regardless of the method and terms of payment. Commercial relations between DCW Editions and the Customer are subject to French law.

### CLAUSE 15: INSURANCE

It is the Customer's responsibility to take out all insurance to cover the risks to which the Products delivered are exposed. DCW Editions' insurance does not cover Products belonging to its Customers in transit, Products in its workshops or those of its sub-contractors, or Products in transit. The Customer must obtain from its insurance company(-ies) the waiver of any recourse against DCW Editions or its sub-contractors in this respect.

# CONTACT

## DCWéditions PARIS

71 rue de la Fontaine au Roi  
75011 Paris – France

+33 (0)1 40 21 37 60

### SHOW ROOM :

30-32 rue des 3 Bornes  
75011 Paris – France

Sur rendez-vous uniquement  
*On appointment only*

La Lampe GRAS™, Les  
ACROBATES de GRAS™,  
Bernard Schottlander™,  
MANTIS™, IN THE TUBE™,  
ISP™, BINY™, IN THE  
TUBE 360°™, MbE™, HERE  
COMESTHE SUN™, IN THE  
SUN™, BROCHE™, LUNE™,  
SATELLITE™, TRON™, MAP  
1™, MAP 2™, KNOKKE™,  
BOUCLE™, ORG™, AARO™,  
RESPIRO™, V V V™, FOCUS™,  
MONO™, ARMEN™, LA  
LAMPE FRECHIN™, YASUKE™,  
MIDNIGHT™, DELUMINA™,  
PAN™, BORELY™, ROSALIE™,  
TOBO™, VISION 20/20™, TELL  
ME STORIES™ are trademarks  
of DCW Entreprises

**dcwe.fr**

## RETAILER SALES

### FRANCE:

bonjour@dcwe.fr  
+33 1 40 21 37 60

### INTERNATIONAL:

sales@dcwe.fr  
+33 1 40 21 37 60

## CONTRACT SALES

### FRANCE & INTERNATIONAL:

contract@dcwe.fr  
+33 1 40 21 19 19

## HEAD OF SALES

Andrea Barbieri  
andrea@dcwe.fr  
+33 1 40 21 37 60

## SALES ADMINISTRATION

Sabrina Delle  
sabrina@dcwe.fr  
+33 1 40 21 37 60

DCWéditions  
PARIS

**dcwe.fr**

**FOCUS**

de Yuji Okitsu

**MONO**

de Vantot

**ARMEN**

de Grégoire de Lafforest

**YASUKE**

de BrichetZiegler

**LA LAMPE FRECHIN**

de Jean-Louis Frechin

**PAN**

de Simon Schmitz

**MIDNIGHT**

de Stéphanie Cayet

**DELUMINA**

de Giulia Liverani

**BORELY**

d'Eric Gizard

**ROSALIE**

de Julie FUILLET

**TOBO**

de DCWéditions

**VISION 20/20**

de DCWéditions

**ORG**

de Sebastian Summa

**AARO**

de Simon Schmitz

**VVV**

de Vantot

**RESPIRO**

de Philippe Nigro

**BINY**

de Jacques Biny

**IN THE SUN**

de Dominique Perrault  
& Gaëlle Lauriot-PrévoSt

**IN THE TUBE**

de Dominique Perrault  
& Gaëlle Lauriot-PrévoSt

**ITT 360°**

de Dominique Perrault  
& Gaëlle Lauriot-PrévoSt

**COLLECTION**

d'Éric de Dormael

**ISP**

de Ilia Sergeevich Potemine

**MANTIS**

de Bernard Schottlander

**HERE COMES THE SUN**

de Bertrand Balas

**LES ACROBATES DE GRAS**

**LA LAMPE GRAS**

de Bernard-Albin Gras

**LAMPE GRAS XL OUTDOOR**

**MY best ENEMY**

de DCWéditions